



2024

# Siding Collection

Vinyl, Polymer & Aluminum Siding,  
Trim and Accessories

## Product Catalog

Vinyl & Polymer Siding Products

Aluminum Siding Products

Vinyl Carpentry®

Soffit & Vertical Siding

Vinyl Carpentry® Accessories

Aluminum Soffit & Accessories

STONEfaçade®

Restoration Millwork®

Cellular PVC Trim

CertaWrap™

Weather Resistant Barrier



# WHAT'S NEW

Below are the new additions for Siding in 2024.

## SIDING PRODUCTS

**COMING SOON - Cedar Impressions® Double 7" Staggered Perfection Shingles 3G Panel and Offset Mitered Cornerpost**

UPDATED PANEL AND CORNERPOST  
in the same Legacy solid colors

**Cedar Impressions® Double 7" Straight Edge Perfection Shingles**

Panel is available in the following solid colors -  
Deep Mineral (22), Smoky Gray (83), Tuxedo (56)

**CERTAplank® Single 7" Reinforced Clapboard**

Panel is available in the following solid colors -  
Herringbone (04), Midnight Blue (45), Sable Brown (29), Smoky Gray (83), Wedgewood Blue (89)

**Monogram (Double 4" and Double 5" Clapboard and Double 5" Dutchlap)**

Panel is available in the following solid colors -  
Deep Mineral (22), Graystone (61), Sparrow (58)

**Single 8" Board & Batten**

Panel is available in the following solid color -  
Graystone (61)

**Single 7" Board & Batten**

Panel is available in the following solid colors -  
Deep Mineral (22), Graystone (61), Sparrow (58)

## SOFFIT & ACCESSORIES

**Invisivent® Triple 3-1/3" Soffit (Invisivent and Solid)**

Available in the following color - Black (54)

**Cedar Impressions® 7" Offset Corner**

Panel is available in the following solid colors -  
Deep Mineral (22), Smoky Gray (83), Tuxedo (56)

**3/4" Inside and Outside Cornerposts**

Panel is available in the following solid colors -  
Deep Mineral (22), Graystone (61), Sparrow (58)

**Cornice Molding**

Available in the following colors -  
Deep Mineral (22), Smoky Gray (83), Tuxedo (56)

**1/2" and 3/4" J-Channel**

Available in the following colors -  
Deep Mineral (22), Graystone (61), Sparrow (58)

**3/8" Pocket J-Channel**

Available in the following colors -  
Herringbone (04), Midnight Blue (45), Sable Brown (29), Smoky Gray (83), Wedgewood Blue (89)

**Undersill Trim**

Available in the following colors -  
Deep Mineral (22), Graystone (61), Sparrow (58)

**Shake/Shingle Undersill Trim**

Available in the following colors -  
Deep Mineral (22), Tuxedo (56)

## ALUMINUM SIDING PRODUCTS

**COMING SOON - Urban Reserve Metal Siding and Soffit (Smooth and Driftwood Finish)**

Panel is available in the following solid colors -  
Black LG (054), Brushed Pewter (139), Carbon Black (136), Charcoal Ash (149), Commercial Brown (112), Gothic Grey (111), Grafton Grey (131), Harvest Cedar (167), Rustic Granite (155), Rockwood (189), Silver Bullet (106), Soho Grey (159), Wolf White (191)

**COMING SOON - Urban Reserve Aluminum Accessories: Outside Corner, 3/8" J-Channel, Metal Starter, H-Trim, and Poly Smooth Trim Coil**

Available in the following colors -  
Black LG (054), Brushed Pewter (139), Carbon Black (136), Charcoal Ash (149), Commercial Brown (112), Gothic Grey (111), Grafton Grey (131), Harvest Cedar (167), Rustic Granite (155), Rockwood (189), Silver Bullet (106), Soho Grey (159), Wolf White (191)

## ALUMINUM SOFFIT & ACCESSORIES

**COMING SOON - Aluminum Triple 4" and Quad 4" Soffit (Solid, Fully Vented and Center Vented)**

Available in the following colors -  
Black LG (054), Colonial White (001), Musket Brown (049), Natural Clay (060), Wolf White (0191)

**COMING SOON - Aluminum Trim Coil (Poly Smooth Coated)**

Available in the following colors -  
Black LG (054), Colonial White (001), Charcoal Gray (046), Desert Tan (007), Herringbone (004), Musket Brown (049), Natural Clay (060), Sandstone Beige (015), Savannah Wicker (059), Snow (031), Sterling Gray (033), Tuxedo (056), Wolf White (191)

**COMING SOON - Aluminum Accessories: 3/8" J-Channel, 1/2" J-Channel, 3/8" F-Channel, 9/16" F-Channel, 6" Fascia, 8" Fascia, 1-1/2" Drip Edge, 2" Drip Edge**

Available in the following colors -  
Black LG (054), Colonial White (001), Musket Brown (049), Natural Clay (060), Wolf White (191)

# Table of Contents

Color Matrices.....2, 5-6  
 Accessory Matrix.....4

**Shake & Shingle Siding**  
 Cedar Impressions® Polymer Shake & Shingle Siding .....7  
 Cedar Impressions® Accessories .....10  
 Northwoods® Vinyl Shake & Shingle Siding .....13

**Insulated Siding**  
 CedarBoards™ and CedarBoards™ XL Insulated Siding.....14, 21  
 CedarBoards™ Accessories.....15

**Reinforced Siding**  
 CERTAplank™ Reinforced Siding.....17  
 Reverse Board & Batten Reinforced Siding.....17, 21

**Vinyl Siding**  
 Monogram® .....18  
 Monogram® XL .....19  
 Restoration Classic™ .....20  
 Board & Batten.....21  
 Carolina Beaded™ .....22  
 MainStreet™ .....23  
 American Legend™ .....25  
 Encore™ .....26

**Aluminum Siding**  
 Urban Reserve Aluminum Siding .....27

**Vinyl Carpentry® Soffit & Vertical Siding**  
 Invisivent® Triple 3-1/3" Soffit .....31  
 Perimeter™ Triple 3-1/3" Soffit .....31  
 Ironmax™ Soffit .....32  
 Beaded Soffit .....33  
 Universal Soffit.....34  
 Value Soffit .....35

**Vinyl Carpentry® Accessories**  
 Corner Systems.....36  
 Window & Door Trim .....42  
 Wall Transitions.....44  
 Soffit Transitions.....45  
 J-Channel.....46  
 Functional Trim .....47  
 Starter Strips .....49  
 Soffit Trim .....50  
 Mounting Blocks.....52

**Aluminum Soffit and Accessories** .....54

**House Wrap**  
 CertaWrap™ Weather Resistant Barrier & Housewrap .....59  
 CertaWrap™ Tape.....60

**Tools**  
 Shingle Repair Kit & Monogram Zipper Tool.....61

**STONEfacade® Architectural Stone Cladding System** .....62

**Restoration Millwork® Cellular PVC Trim** .....64

# Color & NGBS RC GREEN Approved Product Matrix

	ARBOR BLEND	AUTUMN RED	AUTUMN YELLOW	BROWNSTONE	BUCKSKIN	CASTLE STONE	CEDAR BLEND	CHARCOAL GRAY	COLONIAL WHITE	CYPRESS	DEEP MINERAL	DESERT TAN	DRIFTWOOD BLEND	ESPRESSO	FLAGSTONE	FOREST	FRONTIER BLEND	GRANITE GRAY	GRAYSTONE	HEARTHSTONE	HERITAGE CREAM	HERRINGBONE	LIGHT MAPLE	MELROSE	MIDNIGHT BLUE	MOUNTAIN CEDAR	NATURAL BLEND	NATURAL CLAY	OLIVE GROVE	OXFORD BLUE	PACIFIC BLUE	RUSTIC BLEND	SABLE BROWN	SANDSTONE BEIGE	SAVANNAH WICKER	SEAGRASS	SLATE	SMOKY GRAY	SNOW	SPARROW	SPRUCE	STERLING GRAY	TUXEDO	WEATHERED BLEND	WEATHERED WOOD	WEDGEWOOD BLUE								
	57	23	10	40	41	37	79	46	01	42	22	07	80	43	97	47	51	34	61	19	11	04	55	39	45	17	78	60	84	32	27	82	29	15	59	30	44	83	31	58	16	33	56	53	90	89								
<b>SIDING PRODUCTS</b>																																																						
<b>NORTHWOODS*</b>																																																						
57" STRAIGHT EDGE SAWMILL SHINGLES																																																						
57" STRAIGHT EDGE PERFECTION SHINGLES	•					•																																																
57" STRAIGHT EDGE ROUGH-SPLIT SHAKES	•																																																					
<b>CEDARBOARDS™ &amp; CEDARBOARDS™ XL</b>																																																						
D6" ROUGH CEDAR	•																																																					
S7" ROUGH CEDAR	•																																																					
D6" EXTENDED LENGTH ROUGH CEDAR																																																						
S7" EXTENDED LENGTH ROUGH CEDAR																																																						
S12" BOARD & BATTEN ROUGH CEDAR	•																																																					
<b>CERTAPLANK™</b>																																																						
57" WOODGRAIN																																																						
<b>MONOGRAM*</b>																																																						
D4" ROUGH CEDAR	•	•	•	•	•	•	•	•	•	•	•	•	•	•	•	•	•	•	•	•	•	•	•	•	•	•	•	•	•	•	•	•	•	•	•	•	•	•	•	•	•	•	•	•	•	•	•	•	•	•	•	•		
D5" ROUGH CEDAR	•	•	•	•	•	•	•	•	•	•	•	•	•	•	•	•	•	•	•	•	•	•	•	•	•	•	•	•	•	•	•	•	•	•	•	•	•	•	•	•	•	•	•	•	•	•	•	•	•	•	•	•	•	
D5" DUTCHLAP ROUGH CEDAR	•	•	•	•	•	•	•	•	•	•	•	•	•	•	•	•	•	•	•	•	•	•	•	•	•	•	•	•	•	•	•	•	•	•	•	•	•	•	•	•	•	•	•	•	•	•	•	•	•	•	•	•	•	
<b>MONOGRAM* XL</b>																																																						
D4" ROUGH CEDAR																																																						
D5" DUTCHLAP ROUGH CEDAR																																																						
<b>RESTORATION CLASSIC™</b>																																																						
D4" SELECT CEDAR	•	•	•	•	•	•	•	•	•	•	•	•	•	•	•	•	•	•	•	•	•	•	•	•	•	•	•	•	•	•	•	•	•	•	•	•	•	•	•	•	•	•	•	•	•	•	•	•	•	•	•	•		
D4-1/2" DUTCHLAP SELECT CEDAR	•	•	•	•	•	•	•	•	•	•	•	•	•	•	•	•	•	•	•	•	•	•	•	•	•	•	•	•	•	•	•	•	•	•	•	•	•	•	•	•	•	•	•	•	•	•	•	•	•	•	•	•	•	
D5" SELECT CEDAR	•	•	•	•	•	•	•	•	•	•	•	•	•	•	•	•	•	•	•	•	•	•	•	•	•	•	•	•	•	•	•	•	•	•	•	•	•	•	•	•	•	•	•	•	•	•	•	•	•	•	•	•	•	
D4-1/2" & T3" SMOOTH																																																						
<b>BOARD &amp; BATTEN</b>																																																						
S8" VERTICAL ROUGH CEDAR																																																						
S7" VERTICAL ROUGH CEDAR	•	•	•	•	•	•	•	•	•	•	•	•	•	•	•	•	•	•	•	•	•	•	•	•	•	•	•	•	•	•	•	•	•	•	•	•	•	•	•	•	•	•	•	•	•	•	•	•	•	•	•	•		
S7" REVERSE VERTICAL WOODGRAIN	•	•	•	•	•	•	•	•	•	•	•	•	•	•	•	•	•	•	•	•	•	•	•	•	•	•	•	•	•	•	•	•	•	•	•	•	•	•	•	•	•	•	•	•	•	•	•	•	•	•	•	•		
<b>CAROLINA BEADED™</b>																																																						
S6-1/2" BRUSHED																																																						
<b>MAINSTREET™</b>																																																						
D4", D5", D4" & D5" DL WOODGRAIN	•	•	•	•	•	•	•	•	•	•	•	•	•	•	•	•	•	•	•	•	•	•	•	•	•	•	•	•	•	•	•	•	•	•	•	•	•	•	•	•	•	•	•	•	•	•	•	•	•	•	•	•		
6-1/2" BEADED BRUSHED																																																						
T3" BRUSHED																																																						
S8" WOODGRAIN																																																						
<b>AMERICAN LEGEND™</b>																																																						
D4" & D4-1/2" DUTCHLAP WOODGRAIN	•	•	•	•	•	•	•	•	•	•	•	•	•	•	•	•	•	•	•	•	•	•	•	•	•	•	•	•	•	•	•	•	•	•	•	•	•	•	•	•	•	•	•	•	•	•	•	•	•	•	•			
D5" CLAPBOARD WOODGRAIN	•	•	•	•	•	•	•	•	•	•	•	•	•	•	•	•	•	•	•	•	•	•	•	•	•	•	•	•	•	•	•	•	•	•	•	•	•	•	•	•	•	•	•	•	•	•	•	•	•	•	•	•		
<b>ENCORE™</b>																																																						
D4" & D4-1/2" DUTCHLAP WOODGRAIN†																																																						
D5" CLAPBOARD WOODGRAIN																																																						

†Dimensions shown are nominal

★NEW COLOR



# Accessory Matrix

PRODUCT CODE # »	CORNER SYSTEMS											DECORATIVE TRIM				J-CHANNEL				FUNCTIONAL TRIM		STARTER STRIPS			SOFFIT TRIM														
	51401	51402	51404	51409	51412	51436	51446	51405	51451	51459	51406	51450	51452	51420	51447	51424	59817	59812	59815	59814	50306	50305	50310	50303	50302	50301	56917	56916	56904	53601	53602	53610	53604	53609	53612	52506	52502	52504	52505
	3/4" CORNERPOST WOODGRAIN	3/4" CORNERPOST MATTE	1" CORNERPOST WOODGRAIN	1-1/4" INSULATED CORNERPOST	3/4" INSIDE CORNERPOST	1-1/4" INSIDE CORNERPOST	INDIVIDUAL 5" SAWMILL CORNER	D7 STAGGERED PERFECTION MITERED CORNERPOST	7" PERFECTION MITERED OFFSET CORNERPOST	T5 SAWMILL MITERED OFFSET CORNERPOST	D7, D9 ROUGH-SPLIT MITERED CORNERPOST	TRADITIONAL SUPERCORNER™	1-1/4" TRADITIONAL SUPERCORNER™	FLUTED SUPERCORNER™	CORNICE MOLDING	CORNICE MOLDING RECEIVER	FINISH BOARD	BAND BOARD	3/8" J-CHANNEL	1/2" J-CHANNEL	5/8" J-CHANNEL	3/4" J-CHANNEL	1" J-CHANNEL	1-1/4" J-CHANNEL	SHAKE / SHINGLE UNDERSILL TRIM	DUAL UNDERSILL TRIM	UNDERSILL TRIM	2-1/4" VINYL STARTER STRIP	2-1/2" METAL STARTER STRIP	4" METAL SHINGLE STARTER STRIP	5" METAL REMODELING STARTER STRIP	STARTER STRIP FOR INSULATED SIDING	METAL STARTER STRIP FOR CERTAPLANK	3/4" F-CHANNEL	5/8" F-CHANNEL	1/2" H BAR	3/8" H BAR	3/4" H BAR	

## SIDING PRODUCTS

PRODUCT	51401	51402	51404	51409	51412	51436	51446	51405	51451	51459	51406	51450	51452	51420	51447	51424	59817	59812	59815	59814	50306	50305	50310	50303	50302	50301	56917	56916	56904	53601	53602	53610	53604	53609	53612	52506	52502	52504	52505	52507												
<b>CEDAR IMPRESSIONS®</b>																																																				
D7" PERFECTION	•	•					•									•	•	•	•								•																									
S7" PERFECTION	•	•					•									•	•	•	•								•																									
INDIVIDUAL 5" SAWMILL								•										•	•						•																											
T5" SAWMILL	•	•					•					•				•	•	•	•						•			•																								
SHAPES	•	•					•					•				•	•	•	•						•			•																								
ROUGH-SPLITS				•	•		•					•				•	•	•	•							•		•																								
<b>NORTHWOODS®</b>																																																				
S7" SAWMILL	•	•	•				•								•	•	•	•	•							•																										
S7" PERFECTION	•	•	•				•								•	•	•	•	•							•																										
S7" ROUGH-SPLIT*			•	•			•								•	•	•	•	•							•		•																								
<b>CEDARBOARDS™</b>																																																				
INSULATED HORIZONTAL SIDING							•	•							•			•	•								•																									
INSULATED BOARD & BATTEN							•	•							•			•	•								•																									
<b>CERTAPLANK™</b>																																																				
S7" WOODGRAIN	•						•										•	•																																		
<b>MONOGRAM® &amp; MONOGRAM® XL</b>	•	•					•								•	•	•	•	•									•	•	•																						
<b>RESTORATION CLASSIC™</b>	•	•					•								•	•	•	•	•									•	•	•																						
<b>BOARD &amp; BATTEN</b>																																																				
S7" & S8" VERTICAL	•	•					•								•	•	•	•	•									•	•	•																						
S7" REVERSE VERTICAL	•	•					•								•	•	•	•	•									•	•	•																						
<b>CAROLINA BEADED™</b>	•	•					•								•	•	•	•	•									•	•	•																						
<b>MAINSTREET™</b>	•	•					•								•	•	•	•	•									•	•	•																						
<b>AMERICAN LEGEND™</b>	•	•					•								•	•	•	•	•									•	•	•																						
<b>ENCORE™</b>	•	•					•								•	•	•	•	•									•	•	•																						

## VINYL CARPENTRY® SOFFIT & VERTICAL SIDING

PRODUCT	51401	51402	51404	51409	51412	51436	51446	51405	51451	51459	51406	51450	51452	51420	51447	51424	59817	59812	59815	59814	50306	50305	50310	50303	50302	50301	56917	56916	56904	53601	53602	53610	53604	53609	53612	52506	52502	52504	52505	52507											
<b>INVISIVENT® T3-1/3"</b>	•	•					•								•	•	•	•										•	•																						
<b>PERIMETER T3-1/3"</b>	•	•					•								•	•	•	•											•	•																					
<b>IRONMAX™ D5"</b>	•	•					•								•	•	•	•											•	•																					
<b>BEADED T2"</b>		•					•								•														•	•																					
<b>UNIVERSAL T4"</b>	•	•					•								•	•	•	•											•	•																					
<b>UNIVERSAL D5"</b>																																																			
<b>VALUE T4" &amp; D5"</b>																																																			

This is a suggested list. Some jobs may have unique requirements or a special use of accessories. Please consult product descriptions for available colors. Not all products available in all colors.

\*3/4" Accessories may be used with Northwoods Single 7" Straight Edge Rough-Split Shakes provided product is not tight in accessory pocket.

# Urban Reserve Aluminum Siding Matrices



## SIDING PRODUCTS

BLACK LG	BRUSHED PEWTER	CARBON BLACK	CHARCOAL ASH	COMMERCIAL BROWN	▲ GOTHIC GREY	GRAFTON GREY	▲ HARVEST CEDAR	RUSTIC GRANITE	▲ ROCKWOOD	SILVER BULLET	▲ SOHO GREY	WOLF WHITE
054	139	136	149	112	111	131	167	155	189	106	159	191

## URBAN RESERVE

ALUMINUM PANEL, SMOOTH	☆	☆	☆	☆	☆	☆	☆	☆	☆	☆	☆	☆
ALUMINUM PANEL, DRIFTWOOD					☆		☆		☆		☆	
ALUMINUM SOFFIT, SMOOTH	☆	☆	☆	☆	☆	☆	☆	☆	☆	☆	☆	☆
ALUMINUM SOFFIT, DRIFTWOOD					☆		☆		☆		☆	
STARTER STRIP, SMOOTH	☆	☆	☆	☆	☆	☆	☆	☆	☆	☆	☆	☆
STARTER STRIP, DRIFTWOOD					☆		☆		☆		☆	
3/8" J-CHANNEL, SMOOTH	☆	☆	☆	☆	☆	☆	☆	☆	☆	☆	☆	☆
3/8" J-CHANNEL, DRIFTWOOD					☆		☆		☆		☆	
OUTSIDE CORNER, SMOOTH	☆	☆	☆	☆	☆	☆	☆	☆	☆	☆	☆	☆
OUTSIDE CORNER, DRIFTWOOD					☆		☆		☆		☆	
POLY SMOOTH TRIM COIL	☆	☆	☆	☆	☆	☆	☆	☆	☆	☆	☆	☆

☆COMING SOON   ► REALISTIC TWO TONE WOODGRAINS

# Aluminum Soffit & Accessories Matrices



## SOFFIT PRODUCTS

	BLACK LG	COLONIAL WHITE	CHARCOAL GRAY	DESERT TAN	HERRINGBONE	MUSKET BROWN	NATURAL CLAY	SANDSTONE BEIGE	SAVANNAH WICKER	SNOW	STERLING GRAY	TUXEDO	WOLF WHITE
	054	001	046	007	004	049	060	015	059	031	033	056	191

### ALUMINUM SOFFIT

ALUMINUM T4" SOLID SOFFIT, STANDARD, SMOOTH	☆	☆				☆	☆						☆
ALUMINUM T4" CENTER VENTED SOFFIT, STANDARD, SMOOTH	☆	☆				☆	☆						☆
ALUMINUM T4" FULLY VENTED SOFFIT, STANDARD, SMOOTH	☆	☆				☆	☆						☆
ALUMINUM T4" SOLID SOFFIT, PREMIUM, SMOOTH	☆	☆				☆	☆						☆
ALUMINUM T4" CENTER VENTED SOFFIT, PREMIUM, SMOOTH	☆	☆				☆	☆						☆
ALUMINUM T4" FULLY VENTED SOFFIT, PREMIUM, SMOOTH	☆	☆				☆	☆						☆
ALUMINUM QUAD 4" SOLID SOFFIT, STANDARD, SMOOTH	☆	☆				☆	☆						☆
ALUMINUM QUAD 4" CENTER VENTED SOFFIT, STANDARD, SMOOTH	☆	☆				☆	☆						☆
ALUMINUM QUAD 4" FULLY VENTED SOFFIT, STANDARD, SMOOTH	☆	☆				☆	☆						☆
ALUMINUM QUAD 4" SOLID SOFFIT, PREMIUM, SMOOTH	☆	☆				☆	☆						☆
ALUMINUM QUAD 4" CENTER VENTED SOFFIT, PREMIUM, SMOOTH	☆	☆				☆	☆						☆
ALUMINUM QUAD 4" FULLY VENTED SOFFIT, PREMIUM, SMOOTH	☆	☆				☆	☆						☆
ALUMINUM 3/8" J-CHANNEL	☆	☆				☆	☆						☆
ALUMINUM 1/2" J-CHANNEL	☆	☆				☆	☆						☆
ALUMINUM 3/8" F-CHANNEL	☆	☆				☆	☆						☆
ALUMINUM 9/16" F-CHANNEL	☆	☆				☆	☆						☆
ALUMINUM 6" RIBBED FASCIA	☆	☆				☆	☆						☆
ALUMINUM 8" RIBBED FASCIA	☆	☆				☆	☆						☆
ALUMINUM DRIP EDGE T 1-1/2"	☆	☆				☆	☆						☆
ALUMINUM DRIP EDGE T 2"	☆	☆				☆	☆						☆
ALUMINUM TRIM COIL, 24" X 50' POLY SMOOTH	☆	☆	☆	☆	☆	☆	☆	☆	☆	☆	☆	☆	☆

†Dimensions shown are nominal

☆COMING SOON

## SOFFIT PRODUCTS

AUTUMN RED	AUTUMN YELLOW	BLACK	BROWNSTONE	BUCKSKIN	CASTLE STONE	CEDAR BLEND	COLONIAL WHITE	CHARCOAL GRAY	CYPRESS	DESERT TAN	ESPRESSO	FLAGSTONE	FOREST	GRANITE GRAY	HEARTHSTONE	HERITAGE CREAM	HERRINGBONE	LIGHT MAPLE	MELROSE	MIDNIGHT BLUE	MOUNTAIN CEDAR	MUSKET BROWN	NATURAL CLAY	OLIVE GROVE	OXFORD BLUE	PACIFIC BLUE	SABLE BROWN	SANDSTONE BEIGE	SAVANNAH WICKER	SEAGRASS	SLATE	SMOKY GRAY	SNOW	SPRUCE	STERLING GRAY	WEATHERED WOOD	WEDGEWOOD BLUE
23	10	54	40	41	37	79	01	46	42	07	43	97	47	34	19	11	04	55	39	45	17	49	60	84	32	27	29	15	59	30	44	83	31	16	33	90	89

### ALUMINUM SOFFIT

ALUMINUM TRIM COIL, 24" X 50' PVC	●	●	●	●	●	●	●	●	●	●	●	●	●	●	●	●	●	●	●	●	●	●	●	●	●	●	●	●	●	●	●	●	●	●	●	●	●	●	●
-----------------------------------	---	---	---	---	---	---	---	---	---	---	---	---	---	---	---	---	---	---	---	---	---	---	---	---	---	---	---	---	---	---	---	---	---	---	---	---	---	---	---

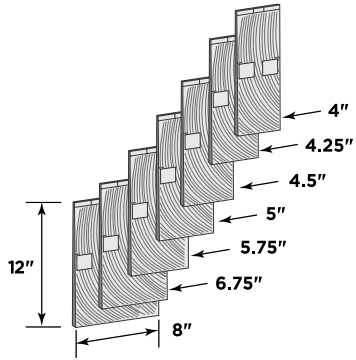
†Dimensions shown are nominal



# Cedar Impressions®

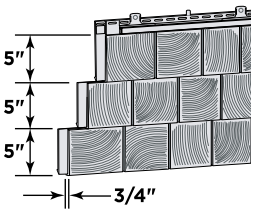
## Polymer Shingle Siding – Sawmill Finish

### INDIVIDUAL 5" SAWMILL SHINGLES



**Product Code: 30146**  
 Finish: Sawmill  
 Length: 7 Sizes - 4", 4.25", 4.5", 5", 5.75", 6.75", 8"  
 Exposure: 5"  
 Projection: Shingle is 1/2", installs in 1" accessory  
 Panels/Ctn.: 168  
 Squares/Ctn.: .33  
 Linear Ft./Ctn.: ~80  
 Cartons/Pallet: 18  
 lbs./Ctn.: ≤ 44

### TRIPLE 5" STRAIGHT EDGE SAWMILL SHINGLES

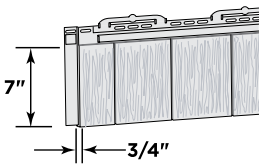


**Product Code: 30106**  
 Finish: Sawmill  
 Length: 60"  
 Exposure: 15"  
 Projection: 3/4"  
 Panels/Ctn.: 8  
 Squares/Ctn.: .50  
 Cartons/Pallet: 20  
 lbs./Ctn.: ≤ 43

# Cedar Impressions®

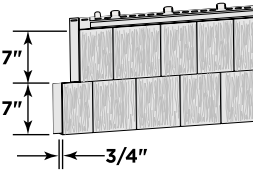
## Polymer Shingle Siding – Perfection Finish

### SINGLE 7" STRAIGHT EDGE PERFECTION SHINGLES



**Product Code: 30137**  
 Finish: Perfection  
 Length: 73.5"  
 Exposure: 7"  
 Projection: 3/4"  
 Panels/Ctn.: 14  
 Squares/Ctn.: .50  
 Cartons/Pallet: 32  
 lbs./Ctn.: ≤ 43

### NEW COLORS DOUBLE 7" STRAIGHT EDGE PERFECTION SHINGLES



**Product Code: 30144**  
 Finish: Perfection  
 Length: 48"  
 Exposure: 14"  
 Projection: 3/4"  
 Panels/Ctn.: 11  
 Squares/Ctn.: .50  
 Cartons/Pallet: 16  
 lbs./Ctn.: ≤ 42

**Recommended trim:** CertainTeed recommends the use of Restoration Millwork PVC trim for the most authentic look of genuine cedar. If you choose to use CertainTeed vinyl accessories, the following solid colors are the best comparable options: Natural Blend = Buckskin, Cedar Blend = Cedar Blend Solid, Driftwood Blend = Granite Gray or Charcoal Gray, Rustic Blend = Sable Brown

## Polymer Siding Products

Product Code	30146 Individual 5" Sawmill Shingles	30106 Triple 5" Straight Edge Sawmill Shingles	30137 Single 7" Perfection Shingles	30144 Double 7" Straight Edge Perfection Shingles
Colonial White (01)	●	●	●	●
Autumn Red (23)		●		●
Bermuda Blue (26)				●
Brownstone (40)		●		●
Buckskin (41)		●		
Castle Stone (37)		●		●
Charcoal Gray (46)		●	●	●
Cypress (42)		●	●	●
Deep Mineral (22)				★
Desert Tan (07)		●		●
Espresso (43)		●		●
Flagstone (97)		●	●	●
Forest (47)		●		●
Granite Gray (34)		●	●	●
Hearthstone (19)		●	●	●
Heritage Cream (11)		●		●
Herringbone (04)		●		●
Light Maple (55)		●		●
Melrose (39)				●
Midnight Blue (45)		●		●
Natural Clay (60)	●	●	●	●
Pacific Blue (27)		●	●	●
Sable Brown (29)		●	●	●
Savannah Wicker (59)	●	●	●	●
Seagrass (30)	●	●	●	●
Slate (44)		●		●
Smoky Gray (83)				★
Snow (31)				●
Spruce (16)		●		●
Sterling Gray (33)	●	●	●	●
Tuxedo (56)				★
Wedgewood Blue (89)		●		●
Weathered Wood (90)		●		●
▶ Cedar Blend (79)			●	
▶ Driftwood Blend (80)			●	
▶ Natural Blend (78)			●	
▶ Rustic Blend (82)			●	
Cedar Blend - Light (70)	●			
Cedar Blend - Med. (71)	●			
Cedar Blend - Dark (72)	●			
Driftwood Blend - L. (94)	●			
Driftwood Blend - M. (95)	●			
Driftwood Blend - D. (96)	●			
Natural Blend - Light (86)	●			
Natural Blend - Med. (87)	●			
Natural Blend - Dark (88)	●			
Rustic Blend - Light (73)	●			
Rustic Blend - Med. (74)	●			
Rustic Blend - Dark (75)	●			

▶ CONSISTENT VARIEGATED COLOR THROUGHOUT THE PANEL  
 ★ NEW COLOR

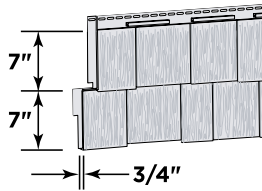
≤ Heaviest weight listed - varies by color.

# Cedar Impressions® (continued)

## Polymer Shingle Siding – Perfection Finish

# Polymer Siding Products

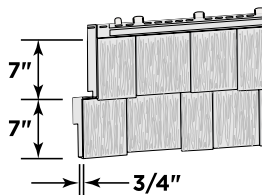
### DOUBLE 7" STAGGERED PERFECTION SHINGLES



**Product Code: 30143**  
 Finish: Perfection  
 Length: 48"  
 Exposure: 14"  
 Projection: 3/4"  
 Panels/Ctn.: 11  
 Squares/Ctn.: .50  
 Cartons/Pallet: 16  
 lbs./Ctn.: ≤ 44



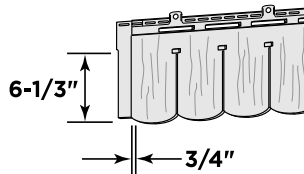
### DOUBLE 7" STAGGERED PERFECTION SHINGLES 3G



**Product Code: 30142**  
 Finish: Perfection  
 Length: 48"  
 Exposure: 14"  
 Projection: 3/4"  
 Panels/Ctn.: 11  
 Squares/Ctn.: .50  
 Cartons/Pallet: 16  
 lbs./Ctn.: ≤ 44

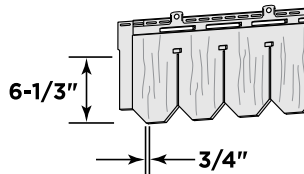
### SINGLE 6-1/3" PERFECTION SHAPES

#### SCALLOP



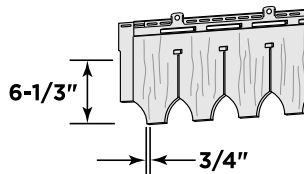
**Product Code: 30147**  
 Finish: Perfection  
 Length: 42"  
 Exposure: 6-1/3"  
 Projection: 3/4"  
 Panels/Ctn.: 18  
 Squares/Ctn.: .33  
 Cartons/Pallet: 15  
 lbs./Ctn.: ≤ 38

#### OCTAGON



**Product Code: 30148**  
 Finish: Perfection  
 Length: 42"  
 Exposure: 6-1/3"  
 Projection: 3/4"  
 Panels/Ctn.: 18  
 Squares/Ctn.: .33  
 Cartons/Pallet: 15  
 lbs./Ctn.: ≤ 35

#### HALF-COVE



**Product Code: 30149**  
 Finish: Perfection  
 Length: 42"  
 Exposure: 6-1/3"  
 Projection: 3/4"  
 Panels/Ctn.: 18  
 Squares/Ctn.: .33  
 Cartons/Pallet: 15  
 lbs./Ctn.: ≤ 32

Product Code	30143 Double 7" Staggered Perfection Shingles	30142 Double 7" Staggered Perfection Shingles 3G	30147 Single 6-1/3" Perfection Shapes - Scallop	30148 Single 6-1/3" Perfection Shapes - Octagon	30149 Single 6-1/3" Perfection Shapes - Half-Cove
Colonial White (01)	●	☆	●	●	●
Autumn Red (23)	●	☆	●	●	
Buckskin (41)	●	☆			
Charcoal Gray (46)	●	☆	●	●	
Cypress (42)	●	☆	●		
Desert Tan (07)	●	☆			
Flagstone (97)	●	☆			
Forest (47)	●	☆			
Granite Gray (34)	●	☆			
Hearthstone (19)	●	☆			
Heritage Cream (11)	●	☆			
Herringbone (04)	●	☆			
Light Maple (55)	●	☆			
Mountain Cedar (17)	●	☆			
Natural Clay (60)	●	☆	●	●	●
Pacific Blue (27)	●	☆	●	●	●
Sable Brown (29)	●	☆			
Savannah Wicker (59)	●	☆	●		
Seagrass (30)	●	☆			
Spruce (16)	●	☆			
Sterling Gray (33)	●	☆	●	●	●

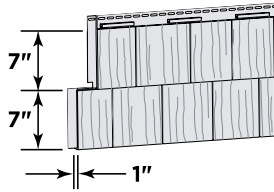
☆COMING SOON

≤ Heaviest weight listed - varies by color.

# Cedar Impressions®

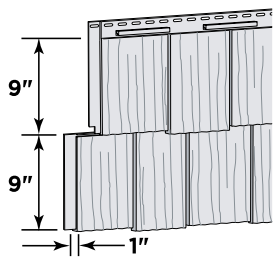
## Polymer Shake Siding – Rough-Split Finish

### DOUBLE 7" STRAIGHT EDGE ROUGH-SPLIT SHAKES



**Product Code: 30141**  
 Finish: Rough-Split  
 Length: 57"  
 Exposure: 14"  
 Projection: 1"  
 Panels/Ctn.: 9  
 Squares/Ctn.: .50  
 Cartons/Pallet: 16  
 lbs./Ctn.: ≤ 47

### DOUBLE 9" STAGGERED ROUGH-SPLIT SHAKES



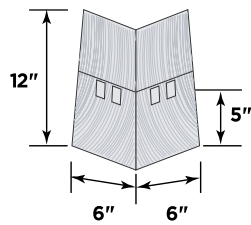
**Product Code: 30136**  
 Finish: Rough-Split  
 Length: 57"  
 Exposure: 18"  
 Projection: 1"  
 Panels/Ctn.: 7  
 Squares/Ctn.: .50  
 Cartons/Pallet: 16  
 lbs./Ctn.: ≤ 50

	<b>Product Code</b>	<b>30141</b> Double 7" Straight Edge Rough-Split Shakes	<b>30136</b> Double 9" Staggered Rough-Split Shakes	
	Colonial White (01)	●	●	
	Autumn Red (23)	●	●	
	Buckskin (41)	●	●	
	Charcoal Gray (46)	●	●	
	Flagstone (97)	●	●	
	Forest (47)	●	●	
	Granite Gray (34)	●	●	
	Hearthstone (19)	●	●	
	Mountain Cedar (17)	●	●	
	Natural Clay (60)	●	●	
	Pacific Blue (27)	●	●	
	Sable Brown (29)	●	●	
	Savannah Wicker (59)	●	●	
	Spruce (16)	●	●	
	Sterling Gray (33)	●	●	

# Cedar Impressions® Accessories

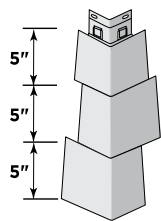
# Polymer Siding Products

## INDIVIDUAL 5" SAWMILL CORNER



**Product Code: 51405**  
 Finish: Sawmill  
 Exposure: 5"  
 Pieces/Ctn.: 24  
 Lin. Ft./Ctn.: 10'  
 Cartons/Pallet: 45  
 lbs./Ctn.: ≤ 12

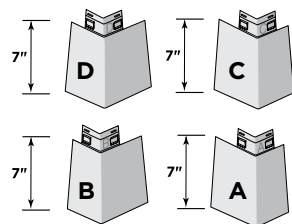
## T5" STRAIGHT EDGE SAWMILL OFFSET MITERED CORNERPOST



**Product Code: 51406**  
 Finish: Sawmill  
 Pieces/Ctn.: 32  
 Lin. Ft./Ctn.: 40'  
 Cartons/Pallet: 12  
 lbs./Ctn.: ≤ 17

**NEW COLORS**

## 7" STRAIGHT EDGE PERFECTION OFFSET MITERED CORNERPOSTS

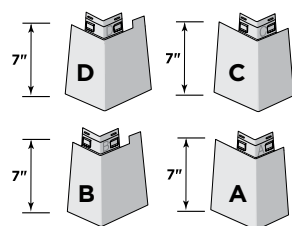


**Product Code: 51459**  
 Finish: Perfection  
 Length: 4 Pieces - 7" each  
 Pieces/Ctn.: 40  
 Lin. Ft./Ctn.: 23' 4"  
 Cartons/Pallet: 24  
 lbs./Ctn.: ≤ 15

For use with Straight Edge Perfection

**COMING SOON!**

## 7" STAGGERED PERFECTION OFFSET MITERED CORNERPOSTS



**Product Code: 51452**  
 Finish: Perfection  
 Length: 4 Pieces - 7" each  
 Pieces/Ctn.: 40  
 Lin. Ft./Ctn.: 23' 4"  
 Cartons/Pallet: 24  
 lbs./Ctn.: ≤ 15

For use with Double 7" Staggered Perfection 3G panel (30142)

**Recommended trim:** CertainTeed recommends the use of Restoration Millwork PVC trim for the most authentic look of genuine cedar. If you choose to use CertainTeed vinyl accessories, the following solid colors are the best comparable options: Natural Blend = Buckskin, Cedar Blend = Cedar Blend Solid, Driftwood Blend = Granite Gray or Charcoal Gray, Rustic Blend = Sable Brown

Product Code	51405 Individual 5" Sawmill Corner	51406 T5" Straight Edge Sawmill Offset Mitered Cornerpost	51459 7" Straight Edge Perfection Offset Mitered Cornerposts	51452 7" Staggered Perfection Offset Mitered Cornerposts
Colonial White (01)	●	●	●	☆
Autumn Red (23)		●	●	☆
Bermuda Blue (26)			●	
Brownstone (40)		●	●	
Buckskin (41)		●	●	☆
Castle Stone (37)		●	●	
Charcoal Gray (46)		●	●	☆
Cypress (42)		●	●	☆
Deep Mineral (22)			★	
Desert Tan (07)		●	●	☆
Espresso (43)		●	●	
Flagstone (97)		●	●	☆
Forest (47)		●	●	☆
Granite Gray (34)		●	●	☆
Hearthstone (19)		●	●	☆
Heritage Cream (11)		●	●	☆
Herringbone (04)		●	●	☆
Light Maple (55)		●	●	☆
Mountain Cedar (17)				☆
Melrose (39)			●	
Midnight Blue (45)		●	●	
Natural Clay (60)	●	●	●	☆
Pacific Blue (27)		●	●	☆
Sable Brown (29)		●	●	☆
Savannah Wicker (59)	●	●	●	☆
Seagrass (30)	●	●	●	☆
Slate (44)		●	●	
Smoky Gray (83)			★	
Snow (31)			●	
Spruce (16)		●	●	☆
Sterling Gray (33)	●	●	●	☆
Tuxedo (56)			★	
Wedgewood Blue (89)		●	●	
Weathered Wood (90)		●	●	
▶ Cedar Blend (79)			●	
▶ Driftwood Blend (80)			●	
▶ Natural Blend (78)			●	
▶ Rustic Blend (82)			●	
Cedar Blend - Light (70)	●			
Cedar Blend - Med. (71)	●			
Cedar Blend - Dark (72)	●			
Driftwood Blend - L. (94)	●			
Driftwood Blend - M. (95)	●			
Driftwood Blend - D. (96)	●			
Natural Blend - Light (86)	●			
Natural Blend - Med. (87)	●			
Natural Blend - Dark (88)	●			
Rustic Blend - Light (73)	●			
Rustic Blend - Med. (74)	●			
Rustic Blend - Dark (75)	●			

▶ CONSISTENT VARIEGATED COLOR THROUGHOUT THE PANEL

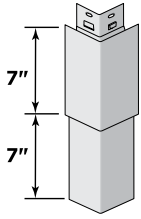
★ NEW COLOR ☆ COMING SOON

≤ Heaviest weight listed - varies by color.

# Cedar Impressions® Accessories (continued)

## Polymer Siding Products

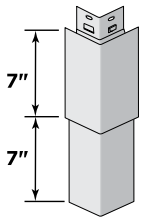
### D7" STAGGERED PERFECTION MITERED CORNERPOST



For use with Double 7" Staggered Perfection panel (30143)  
and 3G panel (30142)

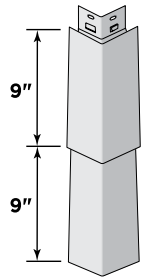
**Product Code: 51451**  
Finish: Perfection  
Length: 14"  
Pieces/Ctn.: 20  
Lin. Ft./Ctn.: 23' 3"  
Cartons/Pallet: 32  
lbs./Ctn.: ≤14

### D7" STRAIGHT EDGE ROUGH-SPLIT MITERED CORNERPOST



**Product Code: 51450**  
Finish: Rough-Split  
Length: 14"  
Pieces/Ctn.: 20  
Lin. Ft./Ctn.: 23' 4"  
Cartons/Pallet: 24  
lbs./Ctn.: ≤17

### D9" STAGGERED ROUGH-SPLIT MITERED CORNERPOST



**Product Code: 51432**  
Finish: Rough-Split  
Length: 18-1/2"  
Pieces/Ctn.: 20  
Lin. Ft./Ctn.: 31  
Cartons/Pallet: 18  
lbs./Ctn.: ≤21

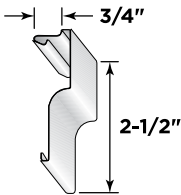
Product Code	51451 D7" Staggered Perfection Mitered Cornerpost	51450 D7" Straight Edge Rough-Split Mitered Cornerpost	51432 D9" Staggered Rough-Split Mitered Cornerpost	
Colonial White (01)	●	●	●	
Autumn Red (23)	●	●	●	
Buckskin (41)	●	●	●	
Charcoal Gray (46)	●	●	●	
Cypress (42)	●			
Desert Tan (07)	●			
Flagstone (97)	●	●	●	
Forest (47)	●	●	●	
Granite Gray (34)	●	●	●	
Hearthstone (19)	●	●	●	
Heritage Cream (11)	●			
Herringbone (04)	●			
Light Maple (55)	●			
Mountain Cedar (17)	●	●	●	
Natural Clay (60)	●	●	●	
Pacific Blue (27)	●	●	●	
Sable Brown (29)	●	●	●	
Savannah Wicker (59)	●	●	●	
Seagrass (30)	●			
Spruce (16)	●	●	●	
Sterling Gray (33)	●	●	●	

# Cedar Impressions® Accessories (continued)

# Vinyl Carpentry® Accessories



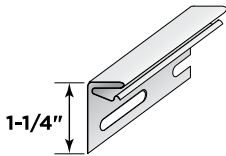
## CORNICE MOLDING



**Product Code: 55817**  
 Finish: Matte  
 Length: 12' 6"  
 Pieces/Ctn.: 10  
 Lin. Ft./Ctn.: 125  
 Cartons/Pallet: 64  
 lbs./Ctn.: ≤ 16

For use with Cornice Receiver or Deluxe F-Channel

## CORNICE RECEIVER

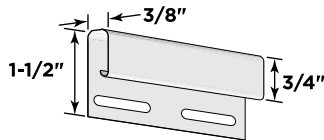


**Product Code: 55812**  
 Finish: Matte  
 Length: 12' 6"  
 Pieces/Ctn.: 24  
 Lin. Ft./Ctn.: 300  
 Cartons/Pallet: 35  
 lbs./Ctn.: ≤ 28

For use with Cornice Molding, Finish Board and Band Board

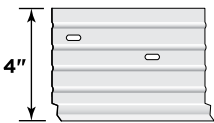


## SHAKE/SHINGLE UNDERSILL TRIM



**Product Code: 56917**  
 Finish: Matte  
 Length: 12' 6"  
 Pieces/Ctn.: 12  
 Lin. Ft./Ctn.: 150  
 Cartons/Pallet: 84  
 lbs./Ctn.: ≤ 13

## 4" METAL SHINGLE STARTER STRIP



**Product Code: 53610**  
 Finish: Mill  
 Length: 10'  
 Width: 4"  
 Pieces/Ctn.: 25  
 Lin. Ft./Ctn.: 250  
 Cartons/Pallet: 35  
 lbs./Ctn.: ≤ 78

For use with Cedar Impressions Shake and Shingle Panels

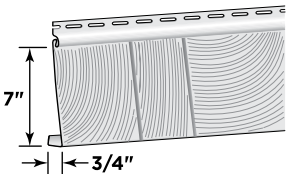
Product Code	55817 Cornice Molding	55812 Cornice Receiver	56917 Shake/Shingle Undersill Trim	53610 4" Metal Shingle Starter Strip
No Color		●		●
Colonial White (01)	●		●	
Autumn Red (23)	●		●	
Bermuda Blue (26)	●		●	
Brownstone (40)	●		●	
Buckskin (41)	●		●	
Castle Stone (37)	●		●	
Cedar Blend Solid* (48)	+		+	
Charcoal Gray (46)	●		●	
Cypress (42)	●		●	
Deep Mineral (22)	★		★	
Desert Tan (07)	●		●	
Espresso (43)	●		●	
Flagstone (97)	●		●	
Forest (47)	●		●	
Granite Gray (34)	●		●	
Hearthstone (19)	●		●	
Heritage Cream (11)	●		●	
Herringbone (04)	●		●	
Light Maple (55)	●		●	
Melrose (39)	●		●	
Midnight Blue (45)	●		●	
Mountain Cedar (17)	●		●	
Natural Clay (60)	●		●	
Pacific Blue (27)	●		●	
Sable Brown (29)	●		●	
Sandstone Beige (15)	●		●	
Savannah Wicker (59)	●		●	
Seagrass (30)	●		●	
Slate (44)	●		●	
Smoky Gray (83)	★		●	
Snow (31)	●		●	
Spruce (16)	●		●	
Sterling Gray (33)	●		●	
Tuxedo (56)	★		★	
Wedgewood Blue (89)	●		●	
Weathered Wood (90)	●		●	

+ SOLID COLOR

\* Solid color accessory used with the Cedar Impressions Single 7" Cedar Blend panel.

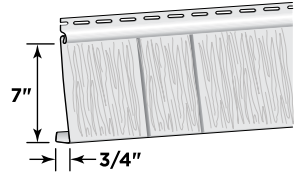
★ NEW COLOR

**SINGLE 7" STRAIGHT EDGE SAWMILL SHINGLES**



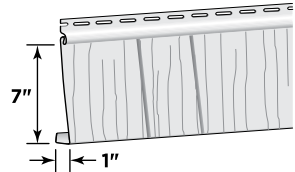
**Product Code: 60109**  
 Finish: Sawmill  
 Length: 10' 1"  
 Exposure: 7"  
 Projection: 3/4"  
 Panels/Ctn.: 17  
 Squares/Ctn.: 1  
 Cartons/Pallet: 18  
 lbs./Ctn.: ≤ 65

**SINGLE 7" STRAIGHT EDGE PERFECTION SHINGLES**



**Product Code: 60108**  
 Finish: Perfection  
 Length: 10' 1"  
 Exposure: 7"  
 Projection: 3/4"  
 Panels/Ctn.: 17  
 Squares/Ctn.: 1  
 Cartons/Pallet: 18  
 lbs./Ctn.: ≤ 65

**SINGLE 7" STRAIGHT EDGE ROUGH-SPLIT SHAKES**



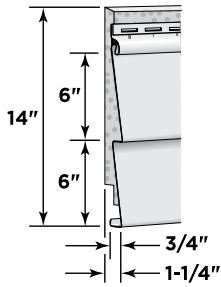
**Product Code: 60106**  
 Finish: Rough-Split  
 Length: 10' 1"  
 Exposure: 7"  
 Projection: 1"  
 Panels/Ctn.: 17  
 Squares/Ctn.: 1  
 Cartons/Pallet: 19  
 lbs./Ctn.: ≤ 59

Product Code	60109 Single 7" Straight Edge Sawmill Shingles	60108 Single 7" Straight Edge Perfection Shingles	60106 Single 7" Straight Edge Rough-Split Shakes	
Autumn Red (23)		●	●	
Castle Stone (37)		●		
Charcoal Gray (46)	●	●		
Colonial White (01)	●	●	●	
Cypress (42)		●	●	
Desert Tan (07)		●	●	
Espresso (43)		●		
Flagstone (97)	●	●	●	
Granite Gray (34)	●	●	●	
Hearthstone (19)		●		
Herringbone (04)		●		
Midnight Blue (45)	●	●		
Natural Clay (60)	●	●	●	
Pacific Blue (27)	●	●	●	
Sable Brown (29)	●	●	●	
Sandstone Beige (15)		●	●	
Savannah Wicker (59)	●	●	●	
Seagrass (30)		●		
Slate (44)		●		
Smoky Gray (83)	●	●		
Sterling Gray (33)	●	●	●	

# CedarBoards™ Insulated Siding

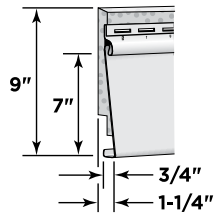
# Vinyl Siding Products

## DOUBLE 6" CLAPBOARD



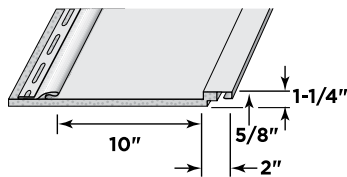
**Product Code: 58134**  
 Finish: Rough Cedar  
 Length: 12' 6"  
 Thickness: .044"  
 Exposure: 12"  
 Projection: 1-1/4"\*  
 Panels/Ctn.: 8  
 Squares/Ctn.: 1  
 Cartons/Pallet: 9  
 lbs./Ctn.: ≤ 63

## SINGLE 7" CLAPBOARD



**Product Code: 58106**  
 Finish: Rough Cedar  
 Length: 12' 3"  
 Thickness: .044"  
 Exposure: 7"  
 Projection: 1-1/4"\*  
 Panels/Ctn.: 14  
 Squares/Ctn.: 1  
 Cartons/Pallet: 12  
 lbs./Ctn.: ≤ 56

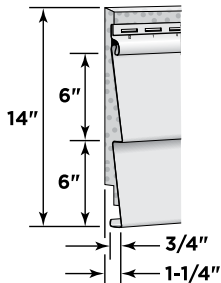
## SINGLE 12" VERTICAL BOARD & BATTEN - 10'



**Product Code: 58153**  
 Finish: Rough Cedar  
 Length: 10'  
 Thickness: .052"  
 Exposure: 12"  
 Projection: 1-1/4"\*  
 Panels/Ctn.: 10  
 Squares/Ctn.: 1  
 Cartons/Pallet: 9  
 lbs./Ctn.: ≤ 59

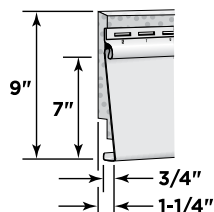
# CedarBoards™ XL Extended Length Insulated Siding

## DOUBLE 6" - 16' 8" CLAPBOARD



**Product Code: 58145**  
 Finish: Rough Cedar  
 Length: 16' 8"  
 Thickness: .044"  
 Exposure: 12"  
 Projection: 1-1/4"\*  
 Panels/Ctn.: 6  
 Squares/Ctn.: 1  
 Cartons/Pallet: 12  
 lbs./Ctn.: ≤ 54

## SINGLE 7" - 16' 8" CLAPBOARD



**Product Code: 58144**  
 Finish: Rough Cedar  
 Length: 16' 8"  
 Thickness: .044"  
 Exposure: 7"  
 Projection: 1-1/4"\*  
 Panels/Ctn.: 10  
 Squares/Ctn.: 1  
 Cartons/Pallet: 12  
 lbs./Ctn.: ≤ 57

	<b>Product Code</b>	<b>58134</b> Double 6" Clapboard (Rough Cedar)	<b>58106</b> Single 7" Clapboard (Rough Cedar)	<b>58153</b> Single 12" Vertical Board & Batten - 10' (Rough Cedar)	<b>58145</b> Double 6" XL Clapboard (Rough Cedar)	<b>58144</b> Single 7" XL Clapboard (Rough Cedar)
COLOR	Buckskin (41)	●	●			
	Colonial White (01)	●	●	●	●	●
	Cypress (42)	●	●		●	●
	Desert Tan (07)	●	●			
	Granite Gray (34)	●	●	●	●	●
	Heritage Cream (11)	●	●			
	Herringbone (04)			●		
	Light Maple (55)	●	●			
	Natural Clay (60)	●	●	●	●	●
	Oxford Blue (32)	●	●			
	Sandstone Beige (15)	●	●			
	Savannah Wicker (59)	●	●	●	●	●
	Snow (31)			●		
Sterling Gray (33)	●	●	●	●	●	
DELUXE	Autumn Red (23)	●	●	●		
	Charcoal Gray (46)	●	●		●	●
	Flagstone (97)	●	●		●	●
	Pacific Blue (27)	●			●	
	Sable Brown (29)	●	●			
	Spruce (16)	●	●			

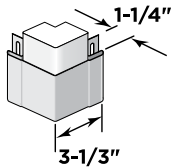
\* Complete Assembly Projection  
 ≤ Heaviest weight listed - varies by color.



# CedarBoards™ Accessories

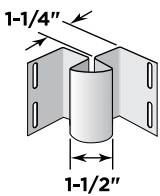
# Vinyl Siding Products

## 1-1/4" CORNERPOST - 10' WOODGRAIN With Foam Insert



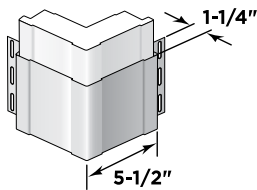
**Product Code: 51412**  
 Finish: Woodgrain  
 Length: 10'  
 Face: 3-1/3"  
 Pieces/Ctn.: 10  
 Lin. Ft./Ctn.: 100  
 Cartons/Pallet: 12  
 lbs./Ctn.: ≤ 42

## 1-1/4" INSIDE CORNERPOST



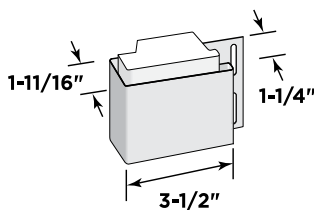
**Product Code: 51446**  
 Finish: Matte  
 Length: 10'  
 Channel: 1-1/4"  
 Pieces/Ctn.: 10  
 Lin. Ft./Ctn.: 100  
 Cartons/Pallet: 15  
 lbs./Ctn.: ≤ 31

## 1-1/4" TRADITIONAL SUPERCORNER™ With Foam Insert



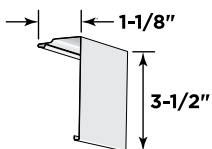
**Product Code: 51447**  
 Finish: Matte  
 Length: 20'  
 Pieces/Ctn.: 6  
 Lin. Ft./Ctn.: 120  
 Cartons/Pallet: 8  
 lbs./Ctn.: ≤ 80

## 3-1/2" LINEAL With Foam Insert



**Product Code: 54707**  
 Finish: Matte  
 Length: 20'  
 Pieces/Ctn.: 10  
 Lin. Ft./Ctn.: 200  
 Cartons/Pallet: 23  
 lbs./Ctn.: ≤ 63

## FINISH BOARD



**Product Code: 55815**  
 Finish: Rough Cedar  
 Length: 12' 6"  
 Pieces/Ctn.: 10  
 Lin. Ft./Ctn.: 125  
 Cartons/Pallet: 49  
 lbs./Ctn.: ≤ 19

For use with Cornice Receiver

Product Code	51412 1-1/4" Cornerpost -10' Woodgrain w/Foam Insert	51446 1-1/4" Inside Cornerpost	51447 1-1/4" Traditional SuperCorner w/Foam Insert	54707 3-1/2" Lineal w/Foam Insert	55815 Finish Board
Colonial White (01)	●	●	●	●	●
Autumn Red (23)	●	●			
Buckskin (41)	●	●			
Charcoal Gray (46)	●	●			
Cypress (42)	●	●			
Desert Tan (07)	●	●			
Flagstone (97)	●	●			
Granite Gray (34)	●	●			
Heritage Cream (11)	●	●			
Herringbone (04)	●	●			
Light Maple (55)	●	●			
Natural Clay (60)	●	●			
Oxford Blue (32)	●	●			
Pacific Blue (27)	●	●			
Sable Brown (29)	●	●			
Sandstone Beige (15)	●	●			
Savannah Wicker (59)	●	●			
Snow (31)	●	●			
Spruce (16)	●	●			
Sterling Gray (33)	●	●			

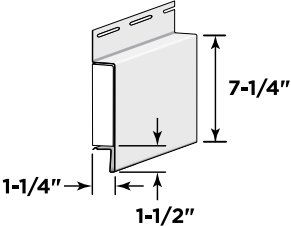
\* Complete Assembly  
 ≤ Heaviest weight listed - varies by color.

# CedarBoards™ Accessories

(continued)

## Vinyl Siding Products

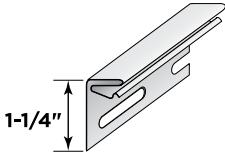
### BAND BOARD With Foam Insert



Dimensions shown as installed with Cornice Receiver

**Product Code: 55814**  
 Finish: Rough Cedar  
 Length: 16' 8"  
 Pieces/Ctn.: 5  
 Lin. Ft./Ctn.: 82' 5"  
 Cartons/Pallet: 16  
 lbs./Ctn.: ≤ 33

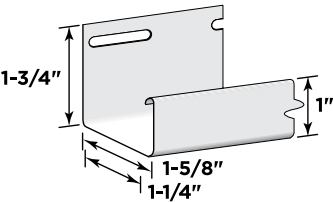
### CORNICE RECEIVER



For use with Cornice Molding, Finish Board and Band Board

**Product Code: 55812**  
 Finish: Matte  
 Length: 12' 6"  
 Pieces/Ctn.: 24  
 Lin. Ft./Ctn.: 300  
 Cartons/Pallet: 35  
 lbs./Ctn.: ≤ 28

### 1-1/4" POCKET J-CHANNEL



**Product Code: 50301**  
 Finish: Matte  
 Length: 12' 6"  
 Channel: 1-1/4"  
 Pieces/Ctn.: 48  
 Lin. Ft./Ctn.: 600  
 Cartons/Pallet: 20  
 lbs./Ctn.: ≤ 79

### STARTER STRIP FOR CEDARBOARDS INSULATED SIDING



**Product Code: 53609**  
 Finish: Matte  
 Length: 12' 6"  
 Width: 3"  
 Pieces/Ctn.: 24  
 Lin. Ft./Ctn.: 300  
 Cartons/Pallet: 35  
 lbs./Ctn.: ≤ 44

Product Code	55814 Band Board w/Foam Insert	55812 Cornice Receiver	50301 1-1/4" Pocket J-Channel	53609 Starter Strip For Insulated Siding	
No Color		●		●	
Colonial White (01)	●		●		
Autumn Red (23)			●		
Buckskin (41)			●		
Charcoal Gray (46)			●		
Cypress (42)			●		
Desert Tan (07)			●		
Flagstone (97)			●		
Granite Gray (34)			●		
Heritage Cream (11)			●		
Herringbone (04)			●		
Light Maple (55)			●		
Natural Clay (60)			●		
Oxford Blue (32)			●		
Pacific Blue (27)			●		
Sable Brown (29)			●		
Sandstone Beige (15)			●		
Savannah Wicker (59)			●		
Snow (31)			●		
Spruce (16)			●		
Sterling Gray (33)			●		

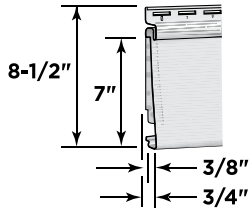
≤ Heaviest weight listed - varies by color.

# CERTApLank® Reinforced Siding

## Vinyl Siding Products



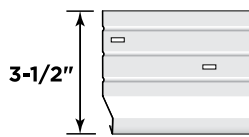
### SINGLE 7" WOODGRAIN REINFORCED CLAPBOARD



**Product Code: 63106**  
 Finish: Woodgrain  
 Length: 12' 4-1/2"  
 Thickness: .046"  
 Exposure: 7"  
 Projection: 3/4"\*  
 Panels/Ctn.: 14  
 Squares/Ctn.: 1  
 Cartons/Pallet: 15  
 lbs./Ctn.: ≤ 66

# CERTApLank® Accessories

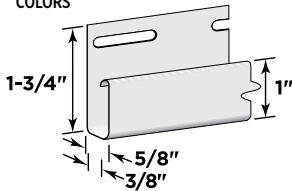
### METAL STARTER STRIP FOR CERTAPLANK REINFORCED SIDING



**Product Code: 53612**  
 Finish: Mill  
 Length: 10'  
 Width: 3-1/2"  
 Pieces/Ctn.: 25  
 Lin. Ft./Ctn.: 250'  
 Cartons/Pallet: 35  
 lbs./Ctn.: 65



### 3/8" POCKET J-CHANNEL/ CERTAPLANK SILL TRIM

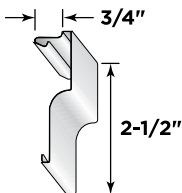


**Product Code: 50306**  
 Finish: Matte  
 Length: 12' 6"  
 Channel/  
 Pocket Height: 3/8"  
 Back Height: 5/8"  
 Pieces/Ctn.: 48  
 Lin. Ft./Ctn.: 600  
 Cartons/Pallet: 30  
 lbs./Ctn.: ≤ 55

For use with CERTApLank Siding as a Sill Trim.



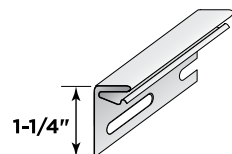
### CORNICE MOLDING



**Product Code: 55817**  
 Finish: Matte  
 Length: 12' 6"  
 Pieces/Ctn.: 10  
 Lin. Ft./Ctn.: 125  
 Cartons/Pallet: 32  
 lbs./Ctn.: ≤ 16

For use with Cornice Receiver or Deluxe F-Channel

### CORNICE RECEIVER



**Product Code: 55812**  
 Finish: Matte  
 Length: 12' 6"  
 Pieces/Ctn.: 24  
 Lin. Ft./Ctn.: 300  
 Cartons/Pallet: 35  
 lbs./Ctn.: ≤ 28

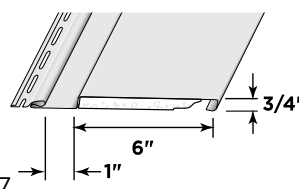
\* Complete Assembly  
 ≤ Heaviest weight listed - varies by color.

Product Code	63106 Single 7" Clapboard (Woodgrain)	53612 Metal Starter Strip for CERTApLank Reinforced Siding	50306 3/8" Pocket J-Channel/ CERTApLank Sill Trim	55817 Cornice Molding	55812 Cornice Receiver	63108 Single 7" Reverse Board & Batten - (Woodgrain) Reinforced
No Color		●			●	
Colonial White (01)	●		●	●		●
Bermuda Blue (26)			●	●		
Brownstone (40)				●		
Buckskin (41)				●		
Castle Stone (37)	●		●	●		
Cedar Blend Solid* (48)				+		
Cypress (42)				●		
Desert Tan (07)			●	●		
Granite Gray (34)	●		●	●		●
Heritage Cream (11)				●		
Herringbone (04)	★		★	●		
Light Maple (55)				●		
Natural Clay (60)	●		●	●		●
Sandstone Beige (15)			●	●		
Savannah Wicker (59)	●		●	●		●
Seagrass (30)				●		
Snow (31)			●	●		
Smoky Gray (83)	★		★	★		
Sterling Gray (33)	●		●	●		●
Autumn Red (23)			●	●		●
Charcoal Gray (46)	●		●	●		●
Deep Mineral (22)				★		
Espresso (43)				●		
Flagstone (97)	●		●	●		
Forest (47)	●		●	●		
Hearthstone (19)				●		
Melrose (39)				●		
Midnight Blue (45)	★		★	●		●
Mountain Cedar (17)				●		
Pacific Blue (27)	●		●	●		●
Sable Brown (29)	★		★	●		●
Slate (44)				●		
Spruce (16)				●		
Tuxedo (56)				★		
Wedgewood Blue (89)	★		★	●		●
Weathered Wood (90)				●		

★ NEW COLOR + SOLID COLOR

## Reverse Board & Batten Reinforced Siding

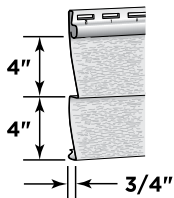
### SINGLE 7" REVERSE BOARD & BATTEN - REINFORCED SIDING



**Product Code: 63108**  
 Finish: Woodgrain  
 Length: 10'  
 Thickness: .046"  
 Exposure: 7"  
 Projection: 3/4"  
 Panels/Ctn.: 16  
 Squares/Ctn.: .93  
 Cartons/Pallet: 12  
 lbs./Ctn.: ≤ 62

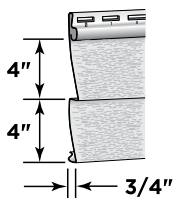


### DOUBLE 4" CLAPBOARD SOLID COLORS



**Product Code: 33110**  
 Finish: Rough Cedar  
 Length: 12' 6"  
 Thickness: .046"  
 Exposure: 8"  
 Projection: 3/4"  
 Panels/Ctn.: 24  
 Squares/Ctn.: 2  
 Cartons/Pallet: 12/16\*  
 lbs./Ctn.: ≤ 110

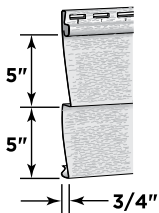
### DOUBLE 4" CLAPBOARD BLEND COLORS



**Product Code: 33101**  
 Finish: Rough Cedar  
 Length: 12' 6"  
 Thickness: .046"  
 Exposure: 8"  
 Projection: 3/4"  
 Panels/Ctn.: 24  
 Squares/Ctn.: 2  
 Cartons/Pallet: 12  
 lbs./Ctn.: ≤ 110



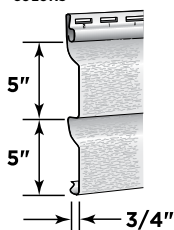
### DOUBLE 5" CLAPBOARD SOLID COLORS



**Product Code: 33122**  
 Finish: Rough Cedar  
 Length: 12'  
 Thickness: .046"  
 Exposure: 10"  
 Projection: 3/4"  
 Panels/Ctn.: 20  
 Squares/Ctn.: 2  
 Cartons/Pallet: 8/14\*\*  
 lbs./Ctn.: ≤ 102

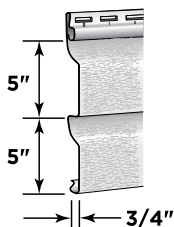


### DOUBLE 5" DUTCHLAP SOLID COLORS



**Product Code: 33125**  
 Finish: Rough Cedar  
 Length: 12'  
 Thickness: .046"  
 Exposure: 10"  
 Projection: 3/4"  
 Panels/Ctn.: 20  
 Squares/Ctn.: 2  
 Cartons/Pallet: 10  
 lbs./Ctn.: ≤ 105

### DOUBLE 5" DUTCHLAP BLEND COLORS



**Product Code: 33103**  
 Finish: Rough Cedar  
 Length: 12'  
 Thickness: .046"  
 Exposure: 10"  
 Projection: 3/4"  
 Panels/Ctn.: 20  
 Squares/Ctn.: 2  
 Cartons/Pallet: 10  
 lbs./Ctn.: ≤ 105

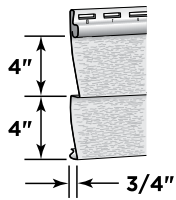
Product Code	33110 Double 4" Clapboard Solid Colors (Rough Cedar)	33101 Double 4" Clapboard Blend Colors (Rough Cedar)	33122 Double 5" Clapboard Solid Colors (Rough Cedar)	33125 Double 5" Dutchlap Solid Colors (Rough Cedar)	33103 Double 5" Dutchlap Blend Colors (Rough Cedar)
Castle Stone (37)	●		●	●	
Colonial White (01)	●		●	●	
Cypress (42)	●		●	●	
Desert Tan (07)	●		●	●	
Granite Gray (34)	●		●	●	
Graystone (61)	★		★	★	
Heritage Cream (11)	●		●	●	
Herringbone (04)	●		●	●	
Natural Clay (60)	●		●	●	
Oxford Blue (32)	●		●	●	
Sandstone Beige (15)	●		●	●	
Savannah Wicker (59)	●		●	●	
Seagrass (30)	●		●	●	
Smoky Gray (83)	●		●	●	
Sterling Gray (33)	●		●	●	
Wedgewood Blue (89)	●		●	●	
Weathered Wood (90)	●		●	●	
Autumn Red (23)	●		●	●	
Brownstone (40)	●		●	●	
Charcoal Gray (46)	●		●	●	
Deep Mineral (22)	★		★	★	
Espresso (43)	●		●	●	
Flagstone (97)	●		●	●	
Forest (47)	●		●	●	
Melrose (39)	●		●	●	
Midnight Blue (45)	●		●	●	
Olive Grove (84)	●		●	●	
Pacific Blue (27)	●		●	●	
Sable Brown (29)	●		●	●	
Slate (44)	●		●	●	
Sparrow (58)	★		★	★	
Spruce (16)	●		●	●	
Tuxedo (56)	●		●	●	
Arbor Blend (57)		●			●
Cedar Blend (79)		●			●
Driftwood Blend (80)		●			●
Frontier Blend (51)		●			●
Natural Blend (78)		●			●
Rustic Blend (82)		●			●
Weathered Blend (53)		●			●

\* 12 Cartons/Pallet: Autumn Red, Brownstone, Charcoal Gray, Espresso, Flagstone, Forest, Hearthstone, Melrose, Midnight Blue, Mountain Cedar, Pacific Blue, Sable Brown, Slate and Spruce. 16 Cartons/Pallet: All other colors.

\*\* 8 Cartons/Pallet: Autumn Red, Brownstone, Charcoal Gray, Espresso, Flagstone, Forest, Hearthstone, Melrose, Midnight Blue, Pacific Blue, Sable Brown, Slate and Spruce. 14 Cartons/Pallet: All other colors.

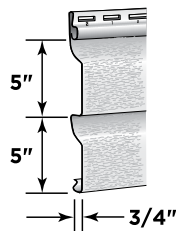
★ NEW COLOR

**DOUBLE 4"  
CLAPBOARD-16' 8"**



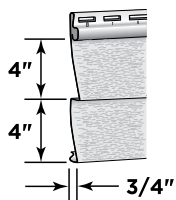
**Product Code: 33114**  
Finish: Rough Cedar  
Length: 16' 8"  
Thickness: .046"  
Exposure: 8"  
Projection: 3/4"  
Panels/Ctn.: 18  
Squares/Ctn.: 2  
Cartons/Pallet: 16  
lbs./Ctn.: ≤ 112

**DOUBLE 5"  
DUTCHLAP-16'**



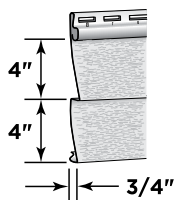
**Product Code: 33126**  
Finish: Rough Cedar  
Length: 16'  
Thickness: .046"  
Exposure: 10"  
Projection: 3/4"  
Panels/Ctn.: 15  
Squares/Ctn.: 2  
Cartons/Pallet: 14  
lbs./Ctn.: ≤ 107

**DOUBLE 4"  
CLAPBOARD-20'**



**Product Code: 33139**  
Finish: Rough Cedar  
Length: 20'  
Thickness: .046"  
Exposure: 8"  
Projection: 3/4"  
Panels/Ctn.: 15  
Squares/Ctn.: 2  
Cartons/Pallet: 16  
lbs./Ctn.: ≤ 114

**DOUBLE 4"  
CLAPBOARD - 25'**



**Product Code: 33145**  
Finish: Rough Cedar  
Length: 25'  
Thickness: .046"  
Exposure: 8"  
Projection: 3/4"  
Panels/Ctn.: 12  
Squares/Ctn.: 2  
Cartons/Pallet: 16  
lbs./Ctn.: ≤ 116

	<b>Product Code</b>	<b>33114</b> Double 4" Clapboard - 16' 8" (Rough Cedar)	<b>33126</b> Double 5" Dutchlap - 16' (Rough Cedar)	<b>33139</b> Double 4" Clapboard - 20' (Rough Cedar)	<b>33145</b> Double 4" Clapboard - 25' (Rough Cedar)	
<b>COLOR</b>	Castle Stone (37)	●		●	●	
	Colonial White (01)	●	●	●	●	
	Cypress (42)	●	●	●	●	
	Granite Gray (34)	●	●	●	●	
	Heritage Cream (11)	●	●	●	●	
	Natural Clay (60)	●	●	●	●	
	Oxford Blue (32)	●	●	●	●	
<b>DELUXE</b>	Savannah Wicker (59)	●	●	●	●	
	Sterling Gray (33)	●	●	●	●	
	Brownstone (40)	●		●	●	
	Charcoal Gray (46)	●		●	●	
	Espresso (43)	●		●	●	
	Melrose (39)	●		●	●	
	Midnight Blue (45)	●		●	●	
Pacific Blue (27)	●		●	●		
Sable Brown (29)	●		●	●		
Slate (44)	●		●	●		

**Monogram XL 25' lengths are in stock and can be ordered with standard lead times. Minimum order requirement for 25' lengths:**

**Stocking Distributor**

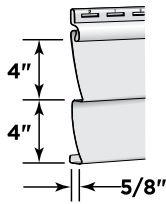
- One pallet minimum in full pallet quantities
- Each pallet must be the same profile - can mix colors on same pallet
- Orders above one pallet must be ordered in **even full pallet quantities (2, 4, 6 or 8 pallets)**

**Non-Stocking Distributor**

- Two pallet minimum in full pallet quantities with no surcharge
- Each pallet must be the same profile - can mix colors on same pallet
- Orders above one pallet must be ordered in **even full pallet quantities (2, 4, 6 or 8 pallets)**

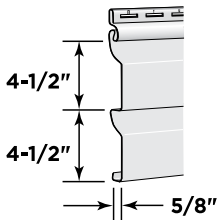
**Please contact your Territory Sales Manager regarding stocking status**

### DOUBLE 4" CLAPBOARD



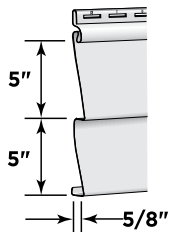
**Product Code: 36110**  
 Finish: Select Cedar  
 Length: 12' 6"  
 Thickness: .044"  
 Exposure: 8"  
 Projection: 5/8"  
 Panels/Ctn.: 24  
 Squares/Ctn.: 2  
 Cartons/Pallet: 16  
 lbs./Ctn.: ≤ 106

### DOUBLE 4-1/2" DUTCHLAP



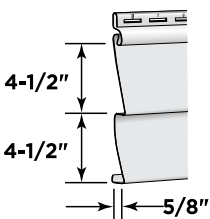
**Product Code: 36119**  
 Finish: Select Cedar  
 Length: 12' 1"  
 Thickness: .044"  
 Exposure: 9"  
 Projection: 5/8"  
 Panels/Ctn.: 22  
 Squares/Ctn.: 2  
 Cartons/Pallet: 16  
 lbs./Ctn.: ≤ 102

### DOUBLE 5" CLAPBOARD



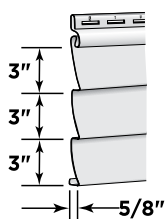
**Product Code: 36122**  
 Finish: Select Cedar  
 Length: 12'  
 Thickness: .044"  
 Exposure: 10"  
 Projection: 5/8"  
 Panels/Ctn.: 20  
 Squares/Ctn.: 2  
 Cartons/Pallet: 17  
 lbs./Ctn.: ≤ 99

### DOUBLE 4-1/2" CLAPBOARD



**Product Code: 36118**  
 Finish: Smooth  
 Length: 12' 1"  
 Thickness: .044"  
 Exposure: 9"  
 Projection: 5/8"  
 Panels/Ctn.: 22  
 Squares/Ctn.: 2  
 Cartons/Pallet: 14  
 lbs./Ctn.: ≤ 106

### TRIPLE 3" CLAPBOARD



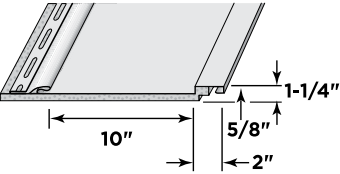
**Product Code: 36132**  
 Finish: Smooth  
 Length: 12' 1"  
 Thickness: .044"  
 Exposure: 9"  
 Projection: 5/8"  
 Panels/Ctn.: 22  
 Squares/Ctn.: 2  
 Cartons/Pallet: 14  
 lbs./Ctn.: ≤ 111

Product Code	36110 Double 4" Clapboard (Select Cedar)	36119 Double 4-1/2" Dutchlap (Select Cedar)	36122 Double 5" Clapboard (Select Cedar)	36118 Double 4-1/2" Clapboard (Smooth)	36132 Triple 3" Clapboard (Smooth)	
COLOR	Autumn Yellow (10)	●	●	●		
	Buckskin (41)	●	●			
	Castle Stone (37)	●	●			
	Colonial White (01)	●	●	●	●	●
	Cypress (42)	●	●	●	●	●
	Desert Tan (07)	●	●	●		
	Granite Gray (34)	●	●	●	●	●
	Heritage Cream (11)	●	●	●		
	Herringbone (04)	●	●	●	●	●
	Light Maple (55)	●	●	●		
	Natural Clay (60)	●	●	●	●	●
	Oxford Blue (32)	●	●	●		
	Savannah Wicker (59)	●	●	●	●	●
	Seagrass (30)	●	●	●		
Smoky Gray (83)	●	●				
Sterling Gray (33)	●	●	●	●	●	
DELUXE	Autumn Red (23)	●	●			
	Charcoal Gray (46)	●	●			
	Espresso (43)	●	●			
	Flagstone (97)	●	●			
	Forest (47)	●	●			
	Hearthstone (19)	●	●			
	Melrose (39)	●	●			
	Midnight Blue (45)	●	●			
	Mountain Cedar (17)	●	●			
	Olive Grove (84)	●	●			
	Pacific Blue (27)	●	●			
Sable Brown (29)	●	●				
Slate (44)	●	●				
Spruce (16)	●	●				

# Board & Batten

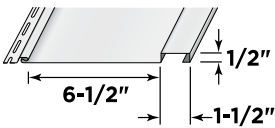
# Vinyl Siding Products

## SINGLE 12" VERTICAL BOARD & BATTEN - 10' INSULATED



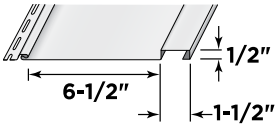
**Product Code: 58153**  
 Finish: Rough Cedar  
 Length: 10'  
 Thickness: .052"  
 Exposure: 12"  
 Projection: 1-1/4"\*  
 Panels/Ctn.: 10  
 Squares/Ctn.: 1  
 Cartons/Pallet: 9  
 lbs./Ctn.: ≤ 59

**NEW**  
 COLOR  
**SINGLE 8" VERTICAL BOARD & BATTEN - 12' 6"**



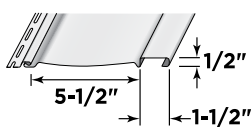
**Product Code: 34137**  
 Finish: Rough Cedar  
 Length: 12' 6"  
 Thickness: .048"  
 Exposure: 8"  
 Projection: 1/2"  
 Panels/Ctn.: 12  
 Squares/Ctn.: 1  
 Cartons/Pallet: 28  
 lbs./Ctn.: ≤ 57

**NEW**  
 COLOR  
**SINGLE 8" VERTICAL BOARD & BATTEN - 10'**



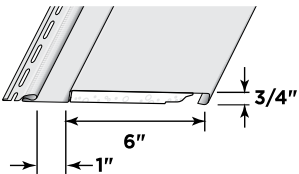
**Product Code: 34138**  
 Finish: Rough Cedar  
 Length: 10'  
 Thickness: .048"  
 Exposure: 8"  
 Projection: 1/2"  
 Panels/Ctn.: 15  
 Squares/Ctn.: 1  
 Cartons/Pallet: 24  
 lbs./Ctn.: ≤ 55

**NEW**  
 COLORS  
**SINGLE 7" VERTICAL BOARD & BATTEN - 10'**



**Product Code: 34136**  
 Finish: Rough Cedar  
 Length: 10'  
 Thickness: .052"  
 Exposure: 7"  
 Projection: 1/2"  
 Panels/Ctn.: 34  
 Squares/Ctn.: 2  
 Cartons/Pallet: 12  
 lbs./Ctn.: ≤ 112

## SINGLE 7" REVERSE BOARD & BATTEN - REINFORCED SIDING



**Product Code: 63108**  
 Finish: Woodgrain  
 Length: 10'  
 Thickness: .046"  
 Exposure: 7"  
 Projection: 3/4"  
 Panels/Ctn.: 16  
 Squares/Ctn.: .93  
 Cartons/Pallet: 12  
 lbs./Ctn.: ≤ 62

Product Code	58153 Single 12" Vertical Board & Batten - 10' (Rough Cedar) Insulated	34137 Single 8" Vertical Board & Batten - 12' 6" (Rough Cedar)	34138 Single 8" Vertical Board & Batten - 10' (Rough Cedar)	34136 Single 7" Vertical Board & Batten - 10' (Rough Cedar)	63108 Single 7" Reverse Board & Batten - (Woodgrain) Reinforced
Castle Stone (37)				●	
Colonial White (01)	●	●	●	●	●
Cypress (42)		●	●	●	
Desert Tan (07)		●	●		
Granite Gray (34)	●	●	●	●	●
Graystone (61)		★	★	★	
Herringbone (04)	●	●	●	●	
Natural Clay (60)	●	●	●	●	●
Sandstone Beige (15)		●	●		
Savannah Wicker (59)	●	●	●	●	●
Smoky Gray (83)				●	
Snow (31)	●	●	●		
Sterling Gray (33)	●	●	●	●	●
Wedgewood Blue (89)				●	
Weathered Wood (90)				●	
Autumn Red (23)	●			●	●
Brownstone (40)				●	
Charcoal Gray (46)				●	●
Deep Mineral (22)				★	
Espresso (43)				●	
Flagstone (97)				●	
Forest (47)				●	
Melrose (39)				●	
Midnight Blue (45)				●	●
Pacific Blue (27)				●	●
Sable Brown (29)				●	●
Slate (44)				●	
Sparrow (58)				★	
Spruce (16)				●	
Tuxedo (56)				●	

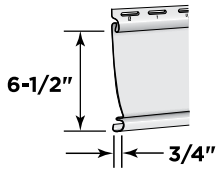
★ NEW COLOR

\* Complete Assembly  
 ≤ Heaviest weight listed - varies by color.

# Carolina Beaded™

## Vinyl Siding Products

### SINGLE 6-1/2" BEADED

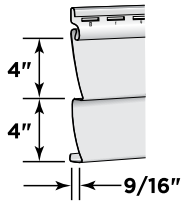


**Product Code: 38102**  
 Finish: Brushed  
 Length: 12' 4"  
 Thickness: .044"  
 Exposure: 6-1/2"  
 Projection: 3/4"  
 Panels/Ctn.: 30  
 Squares/Ctn.: 2  
 Cartons/Pallet: 12  
 lbs./Ctn.: ≤ 111

Product Code		38102	
		Single 6-1/2" Beaded (Brushed)	
COLOR	Castle Stone (37)	●	
	Colonial White (01)	●	
	Cypress (42)	●	
	Desert Tan (07)	●	
	Granite Gray (34)	●	
	Heritage Cream (11)	●	
	Herringbone (04)	●	
	Light Maple (55)	●	
	Natural Clay (60)	●	
	Oxford Blue (32)	●	
	Sandstone Beige (15)	●	
	Savannah Wicker (59)	●	
	Seagrass (30)	●	
	Snow (31)	●	
	Sterling Gray (33)	●	

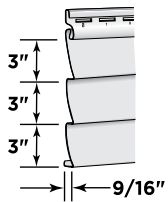


### DOUBLE 4" CLAPBOARD



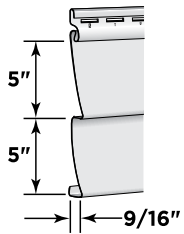
**Product Code: 39110**  
 Finish: Woodgrain  
 Length: 12' 6"  
 Thickness: .042"  
 Exposure: 8"  
 Projection: 9/16"  
 Panels/Ctn.: 24  
 Squares/Ctn.: 2  
 Cartons/Pallet: 16  
 lbs./Ctn.: ≤ 99

### TRIPLE 3" CLAPBOARD



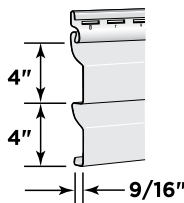
**Product Code: 39131**  
 Finish: Brushed  
 Length: 12' 1"  
 Thickness: .042"  
 Exposure: 9"  
 Projection: 9/16"  
 Panels/Ctn.: 22  
 Squares/Ctn.: 2  
 Cartons/Pallet: 14  
 lbs./Ctn.: ≤ 100

### DOUBLE 5" CLAPBOARD



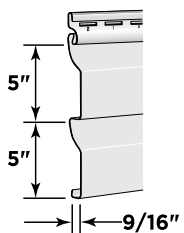
**Product Code: 39122**  
 Finish: Woodgrain  
 Length: 12'  
 Thickness: .042"  
 Exposure: 10"  
 Projection: 9/16"  
 Panels/Ctn.: 20  
 Squares/Ctn.: 2  
 Cartons/Pallet: 17  
 lbs./Ctn.: ≤ 93

### DOUBLE 4" DUTCHLAP



**Product Code: 39113**  
 Finish: Woodgrain  
 Length: 12' 6"  
 Thickness: .042"  
 Exposure: 8"  
 Projection: 9/16"  
 Panels/Ctn.: 24  
 Squares/Ctn.: 2  
 Cartons/Pallet: 16  
 lbs./Ctn.: ≤ 101

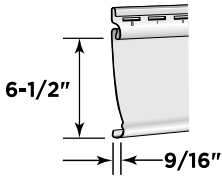
### DOUBLE 5" DUTCHLAP



**Product Code: 39125**  
 Finish: Woodgrain  
 Length: 12'  
 Thickness: .042"  
 Exposure: 10"  
 Projection: 9/16"  
 Panels/Ctn.: 20  
 Squares/Ctn.: 2  
 Cartons/Pallet: 14  
 lbs./Ctn.: ≤ 93

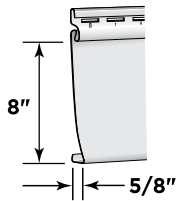
Product Code	39110 Double 4" Clapboard (Woodgrain)	39131 Triple 3" Clapboard (Brushed)	39122 Double 5" Clapboard (Woodgrain)	39113 Double 4" Dutchlap (Woodgrain)	39125 Double 5" Dutchlap (Woodgrain)
Autumn Yellow (10)	●		●	●	●
Castle Stone (37)	●		●	●	●
Colonial White (01)	●	●	●	●	●
Cypress (42)	●		●	●	●
Desert Tan (07)	●	●	●	●	●
Granite Gray (34)	●		●	●	●
Heritage Cream (11)	●	●	●	●	●
Herringbone (04)	●		●	●	●
Natural Clay (60)	●	●	●	●	●
Oxford Blue (32)	●	●	●	●	●
Sandstone Beige (15)	●	●	●	●	●
Savannah Wicker (59)	●	●	●	●	●
Seagrass (30)	●		●	●	●
Snow (31)	●	●	●	●	●
Sterling Gray (33)	●	●	●	●	●
Wedgewood Blue (89)	●		●	●	●
Weathered Wood (90)	●		●	●	●
Autumn Red (23)	●		●	●	●
Charcoal Gray (46)	●		●	●	●
Flagstone (97)	●		●	●	●
Forest (47)	●		●	●	●
Hearthstone (19)	●		●	●	●
Pacific Blue (27)	●		●	●	●
Sable Brown (29)	●		●	●	●
Spruce (16)	●		●	●	●

**SINGLE 6-1/2" BEADED**



**Product Code: 39102**  
 Finish: Brushed  
 Length: 12' 4"  
 Thickness: .042"  
 Exposure: 6-1/2"  
 Projection: 9/16"  
 Panels/Ctn.: 30  
 Squares/Ctn.: 2  
 Cartons/Pallet: 15  
 lbs./Ctn.: ≤ 71

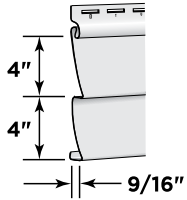
**SINGLE 8" CLAPBOARD**



**Product Code: 39104**  
 Finish: Woodgrain  
 Length: 12' 6"  
 Thickness: .042"  
 Exposure: 8"  
 Projection: 5/8"  
 Panels/Ctn.: 24  
 Squares/Ctn.: 2  
 Cartons/Pallet: 16  
 lbs./Ctn.: ≤ 96

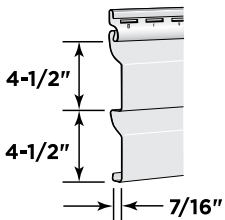
	<b>Product Code</b>	<b>39102</b> Single 6-1/2" Beaded (Brushed)	<b>39104</b> Single 8" Clapboard (Woodgrain)	
COLOR	Colonial White (01)	●	●	
	Cypress (42)	●		
	Desert Tan (07)	●		
	Granite Gray (34)	●		
	Natural Clay (60)	●		
	Sandstone Beige (15)	●		
	Savannah Wicker (59)	●		
	Sterling Gray (33)	●		

### DOUBLE 4" CLAPBOARD



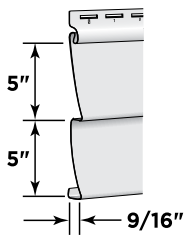
**Product Code: 40110**  
 Finish: Woodgrain  
 Length: 12' 6"  
 Thickness: .042"  
 Exposure: 8"  
 Projection: 9/16"  
 Panels/Ctn.: 24  
 Squares/Ctn.: 2  
 Cartons/Pallet: 16  
 lbs./Ctn.: ≤ 100

### DOUBLE 4-1/2" DUTCHLAP



**Product Code: 40119**  
 Finish: Woodgrain  
 Length: 12' 1"  
 Thickness: .042"  
 Exposure: 9"  
 Projection: 9/16"  
 Panels/Ctn.: 22  
 Squares/Ctn.: 2  
 Cartons/Pallet: 16  
 lbs./Ctn.: ≤ 97

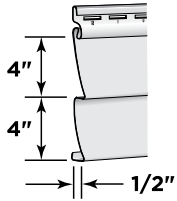
### DOUBLE 5" CLAPBOARD



**Product Code: 40122**  
 Finish: Woodgrain  
 Length: 12'  
 Thickness: .042"  
 Exposure: 10"  
 Projection: 9/16"  
 Panels/Ctn.: 20  
 Squares/Ctn.: 2  
 Cartons/Pallet: 20  
 lbs./Ctn.: ≤ 93

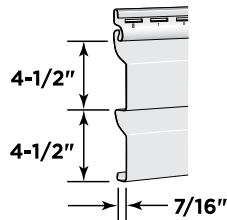
	Product Code	40110 Double 4" Clapboard (Woodgrain)	40119 Double 4-1/2" Dutchlap (Woodgrain)	40122 Double 5" Clapboard (Woodgrain)	
COLOR	Autumn Yellow (10)	●	●		
	Buckskin (41)	●	●		
	Colonial White (01)	●	●	●	
	Cypress (42)	●	●	●	
	Desert Tan (07)	●	●	●	
	Granite Gray (34)	●	●	●	
	Heritage Cream (11)	●	●	●	
	Herringbone (04)	●	●	●	
	Light Maple (55)	●	●		
	Natural Clay (60)	●	●	●	
	Oxford Blue (32)	●	●	●	
	Savannah Wicker (59)	●	●	●	
	Seagrass (30)	●	●	●	
Snow (31)	●	●	●		
Sterling Gray (33)	●	●	●		
DELUXE	Autumn Red (23)	●	●	●	
	Charcoal Gray (46)	●	●	●	
	Flagstone (97)	●	●	●	
	Forest (47)	●	●	●	
	Hearthstone (19)	●	●	●	
	Spruce (16)	●	●	●	

**DOUBLE 4" CLAPBOARD**



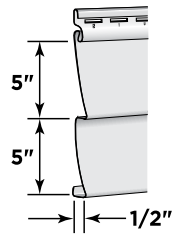
**Product Code: 43110**  
 Finish: Woodgrain  
 Length: 12' 6"  
 Thickness: .040"  
 Exposure: 8"  
 Projection: 1/2"  
 Panels/Ctn.: 24  
 Squares/Ctn.: 2  
 Cartons/Pallet: 16  
 lbs./Ctn.: ≤ 88

**DOUBLE 4-1/2" DUTCHLAP**



**Product Code: 43119**  
 Finish: Woodgrain  
 Length: 12' 1"  
 Thickness: .040"  
 Exposure: 9"<sup>†</sup>  
 Projection: 7/16"  
 Panels/Ctn.: 22  
 Squares/Ctn.: 2  
 Cartons/Pallet: 16  
 lbs./Ctn.: ≤ 86

**DOUBLE 5" CLAPBOARD**



**Product Code: 43122**  
 Finish: Woodgrain  
 Length: 12'  
 Thickness: .040"  
 Exposure: 10"  
 Projection: 1/2"  
 Panels/Ctn.: 20  
 Squares/Ctn.: 2  
 Cartons/Pallet: 17  
 lbs./Ctn.: ≤ 84

Product Code	43110 Double 4" Clapboard (Woodgrain)	43119 Double 4-1/2" Dutchlap (Woodgrain)	43122 Double 5" Clapboard (Woodgrain)	
Buckskin (41)	●	●		
Castle Stone (37)	●	●	●	
Colonial White (01)	●	●	●	
Cypress (42)	●	●	●	
Desert Tan (07)	●	●	●	
Heritage Cream (11)	●	●		
Herringbone (04)	●	●	●	
Light Maple (55)	●	●	●	
Natural Clay (60)	●	●	●	
Oxford Blue (32)	●	●	●	
Sandstone Beige (15)	●	●	●	
Savannah Wicker (59)	●	●	●	
Seagrass (30)	●	●	●	
Snow (31)	●	●	●	
Sterling Gray (33)	●	●	●	

<sup>†</sup> Dimensions shown are nominal.

≤ Heaviest weight listed - varies by color.

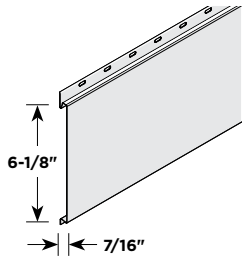
# Urban Reserve Aluminum Siding

## Aluminum Siding

## Aluminum Siding Products



### URBAN RESERVE 6" SMOOTH PANEL

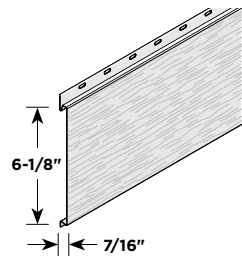


**Product Code: AL2020**

Finish: Smooth  
 Length: 12'  
 Thickness: 0.027"  
 Exposure: 6"  
 Projection: 2/5"  
 Panels/Ctn.: 16  
 Lin. Ft./Ctn.: 192'  
 lbs./Ctn.: 48



### URBAN RESERVE 6" DRIFTWOOD PANEL

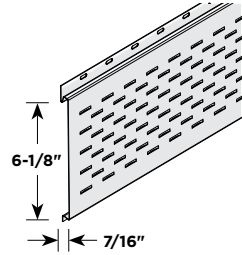


**Product Code: AL2021**

Finish: Driftwood  
 Length: 12'  
 Thickness: 0.027"  
 Exposure: 6"  
 Projection: 2/5"  
 Panels/Ctn.: 16  
 Lin. Ft./Ctn.: 192'  
 lbs./Ctn.: 48



### URBAN RESERVE 6" SMOOTH SOFFIT



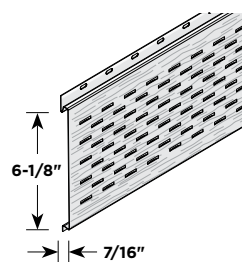
**Product Code: AL2022**

Finish: Smooth  
 Length: 12'  
 Thickness: 0.027"  
 Exposure: 6"  
 Projection: 2/5"  
 Panels/Ctn.: 16  
 Lin. Ft./Ctn.: 192'  
 lbs./Ctn.: 48

Ventilation (NFA/Sq. Ft.: 4.058")



### URBAN RESERVE 6" DRIFTWOOD SOFFIT



**Product Code: AL2023**

Finish: Driftwood  
 Length: 12'  
 Thickness: 0.027"  
 Exposure: 6"  
 Projection: 2/5"  
 Panels/Ctn.: 16  
 Lin. Ft./Ctn.: 192'  
 lbs./Ctn.: 48

Ventilation (NFA/Sq. Ft.: 4.058")

Product Code		AL2020 6" Panel (Smooth)	AL2021 6" Panel (Driftwood)	AL2022 6" Soffit (Smooth)	AL2023 6" Soffit (Driftwood)
COLOR	Black LG (054)	☆		☆	
	Brushed Pewter (139)	☆		☆	
	Carbon Black (136)	☆		☆	
	Charcoal Ash (149)	☆		☆	
	Commercial Brown (112)	☆		☆	
	Grafton Grey (131)	☆		☆	
	Rustic Granite (155)	☆		☆	
	Wolf White (191)	☆		☆	
DLX	Silver Bullet (106)	☆		☆	
PREMIUM	▶ Gothic Grey (111)		☆		☆
	▶ Harvest Cedar (167)		☆		☆
	▶ Rockwood (189)		☆		☆
	▶ Soho Grey (159)		☆		☆

☆COMING SOON

▶ REALISTIC TWO TONE WOODGRAINS

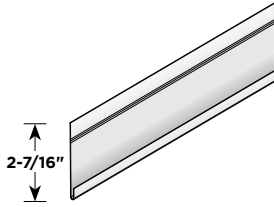
# Urban Reserve Aluminum Siding Accessories

## Aluminum Siding Products



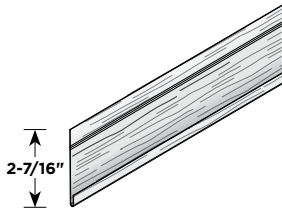
### URBAN RESERVE SMOOTH STARTER STRIP

**Product Code: AL2070**  
 Finish: Smooth  
 Length: 12'  
 Width: 2.42"  
 Pieces/Ctn.: 22  
 Lin. Ft./Ctn.: 264'  
 lbs./Ctn.: 22



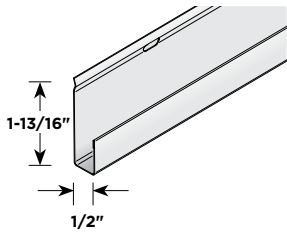
### URBAN RESERVE DRIFTWOOD STARTER STRIP

**Product Code: AL2071**  
 Finish: Driftwood  
 Length: 12'  
 Width: 2.42"  
 Pieces/Ctn.: 22  
 Lin. Ft./Ctn.: 264'  
 lbs./Ctn.: 22



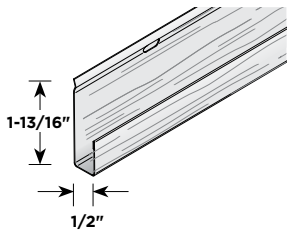
### URBAN RESERVE SMOOTH 3/8" J-CHANNEL

**Product Code: AL1040**  
 Finish: Smooth  
 Length: 12'  
 Channel/  
 Pocket Height: 2/5"  
 Back Height: 1/2"  
 Pieces/Ctn.: 50  
 Lin. Ft./Ctn.: 600'  
 lbs./Ctn.: 35



### URBAN RESERVE DRIFTWOOD 3/8" J-CHANNEL

**Product Code: AL1041**  
 Finish: Driftwood  
 Length: 12'  
 Channel/  
 Pocket Height: 2/5"  
 Back Height: 1/2"  
 Pieces/Ctn.: 50  
 Lin. Ft./Ctn.: 600'  
 lbs./Ctn.: 35



Product Code	AL2070 Starter Strip (Smooth)	AL2071 Starter Strip (Driftwood)	AL1040 3/8" J-Channel (Smooth)	AL1041 3/8" J-Channel (Driftwood)
COLOR				
	Black LG (054)	☆	☆	
	Brushed Pewter (139)	☆	☆	
	Carbon Black (136)	☆	☆	
	Charcoal Ash (149)	☆	☆	
	Commercial Brown (112)	☆	☆	
	Grafton Grey (131)	☆	☆	
	Rustic Granite (155)	☆	☆	
	Wolf White (191)	☆	☆	
DLX	Silver Bullet (106)	☆	☆	
PREMIUM	▶ Gothic Grey (111)		☆	☆
	▶ Harvest Cedar (167)		☆	☆
	▶ Rockwood (189)		☆	☆
	▶ Soho Grey (159)		☆	☆

☆COMING SOON

▶ REALISTIC TWO TONE WOODGRAINS

# Urban Reserve Aluminum Siding Accessories

## Aluminum Siding Products

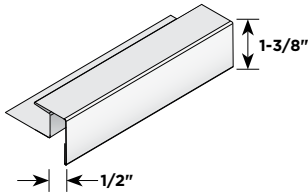


### URBAN RESERVE SMOOTH OUTSIDE CORNER

**Product Code: AL2040**

Finish: Smooth  
Length: 12'  
Face: 1-3/8"

Pieces/Ctn.: 10  
Lin. Ft./Ctn.: 120'  
lbs./Ctn.: 32

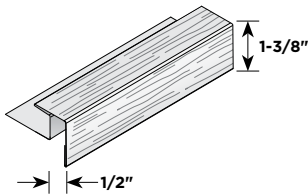


### URBAN RESERVE DRIFTWOOD OUTSIDE CORNER

**Product Code: AL2041**

Finish: Driftwood  
Length: 12'  
Face: 1-3/8"

Pieces/Ctn.: 10  
Lin. Ft./Ctn.: 120'  
lbs./Ctn.: 32

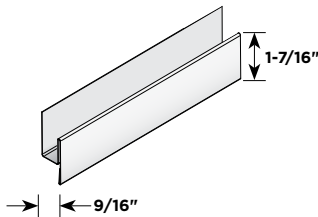


### URBAN RESERVE SMOOTH H-TRIM

**Product Code: AL2042**

Finish: Smooth  
Length: 12'  
Channel: 9/16"

Pieces/Ctn.: 10  
Lin. Ft./Ctn.: 120'  
lbs./Ctn.: 32

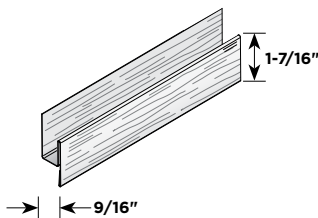


### URBAN RESERVE DRIFTWOOD H-TRIM

**Product Code: AL2043**

Finish: Driftwood  
Length: 12'  
Channel: 9/16"

Pieces/Ctn.: 10  
Lin. Ft./Ctn.: 120'  
lbs./Ctn.: 32



Product Code	AL2040 Outside Corner (Smooth)	AL2041 Outside Corner (Driftwood)	AL2042 H-Trim (Smooth)	AL2043 H-Trim (Driftwood)
COLOR				
Black LG (054)	☆		☆	
Brushed Pewter (139)	☆		☆	
Carbon Black (136)	☆		☆	
Charcoal Ash (149)	☆		☆	
Commercial Brown (112)	☆		☆	
Grafton Grey (131)	☆		☆	
Rustic Granite (155)	☆		☆	
Wolf White (191)	☆		☆	
DLX				
Silver Bullet (106)	☆		☆	
PREMIUM				
▶ Gothic Grey (111)		☆		☆
▶ Harvest Cedar (167)		☆		☆
▶ Rockwood (189)		☆		☆
▶ Soho Grey (159)		☆		☆

☆COMING SOON

▶ REALISTIC TWO TONE WOODGRAINS

# Urban Reserve Aluminum Siding Accessories

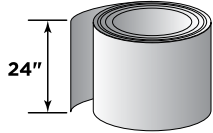
## Aluminum Siding Products



**URBAN RESERVE  
POLY SMOOTH  
TRIM COIL**

**Product Code: AL2000**

Finish: Smooth  
Length: 100'  
Thickness: 0.027"  
Width: 24"  
Rolls/Ctn.: 1  
Lin. Ft. Ctn.: 100'  
lbs./Ctn.: 75



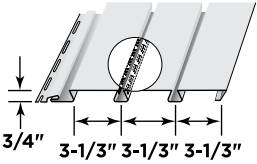
Product Code		AL2000	
		Poly Trim Coil (Smooth)	
COLOR	Black LG (054)	☆	
	Brushed Pewter (139)	☆	
	Carbon Black (136)	☆	
	Charcoal Ash (149)	☆	
	Commercial Brown (112)	☆	
	Grafton Grey (131)	☆	
	Rustic Granite (155)	☆	
	Wolf White (191)	☆	
DLX	Silver Bullet (106)	☆	
PREMIUM	Gothic Grey (111)	☆	
	Harvest Cedar (167)	☆	
	Rockwood (189)	☆	
	Soho Grey (159)	☆	

☆COMING SOON



# Invisivent® Triple 3-1/3" Soffit

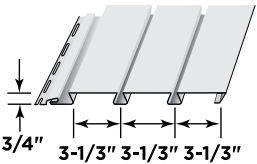
**NEW**  
COLOR  
**TRIPLE 3-1/3" INVISIVENT® (Soffit Use Only)**



Ventilation (NFA/Sq. Ft.: 10")

**Product Code: 46228**  
Finish: Matte  
Length: 12'  
Thickness: .044"  
Exposure: 10"  
Projection: 3/4"  
Panels/Ctn.: 10  
Squares./Ctn.: 1  
Cartons/Pallet: 20  
lbs./Ctn.: ≤ 62

**NEW**  
COLOR  
**TRIPLE 3-1/3" SOLID VERTICAL SIDING & SOFFIT**



**Product Code: 46229**  
Finish: Matte  
Length: 12'  
Thickness: .044"  
Exposure: 10"  
Projection: 3/4"  
Panels/Ctn.: 10  
Squares./Ctn.: 1  
Cartons/Pallet: 20  
lbs./Ctn.: ≤ 65

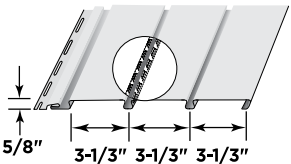
# Vinyl Carpentry® Soffit & Vertical Siding

Product Code	46228 Triple 3-1/3" Invisivent® Soffit (Soffit Use Only) (Matte)	46229 Triple 3-1/3" Solid Soffit & Vertical Siding (Matte)	46230 Perimeter Hidden Vent Soffit (Soffit Use Only) (Matte)	46231 Perimeter Solid Soffit & Vertical Siding (Matte)	
COLOR	Charcoal Gray (46)		●	●	
	Colonial White (01)	●	●	●	●
	Desert Tan (07)	●	●	●	●
	Granite Gray (34)	●	●	●	●
	Herringbone (04)			●	●
	Natural Clay (60)	●	●	●	●
	Sandstone Beige (15)	●	●	●	●
	Savannah Wicker (59)	●	●	●	●
	Snow (31)	●	●	●	●
PR	Black (54)	★+	★+	+	+

Note: All vented soffits are soffit use only. + Soffit Use Only  
★ NEW COLOR

# Perimeter™ Triple 3-1/3" Soffit

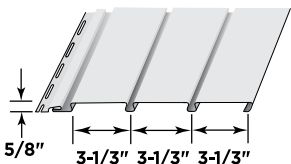
**PERIMETER TRIPLE 3-1/3" HIDDEN VENT SOFFIT (Soffit Use Only)**



Ventilation (NFA/Sq. Ft.: 9.65")

**Product Code: 46230**  
Finish: Matte  
Length: 12'  
Thickness: .040"  
Exposure: 10"  
Projection: 5/8"  
Panels/Ctn.: 20  
Squares/Ctn.: 2  
Cartons/Pallet: 14  
lbs./Ctn.: ≤ 94

**PERIMETER TRIPLE 3-1/3" SOLID VERTICAL SIDING & SOFFIT**



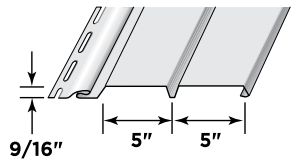
**Product Code: 46231**  
Finish: Matte  
Length: 12'  
Thickness: .040"  
Exposure: 10"  
Projection: 5/8"  
Panels/Ctn.: 20  
Squares/Ctn.: 2  
Cartons/Pallet: 14  
lbs./Ctn.: ≤ 103

≤ Heaviest weight listed - varies by color.

# Ironmax™ Soffit

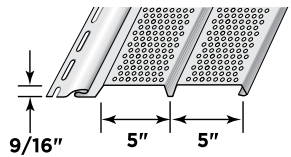
## Vinyl Carpentry® Soffit & Vertical Siding

### DOUBLE 5" SOLID SOFFIT & VERTICAL SIDING



**Product Code: 47201**  
 Finish: Woodgrain  
 Length: 12'  
 Thickness: .046"  
 Exposure: 10"  
 Projection: 9/16"  
 Panels/Ctn.: 20  
 Squares/Ctn.: 2  
 Cartons/Pallet: 14  
 lbs./Ctn.: ≤ 104

### DOUBLE 5" FULLY VENTED SOFFIT (Soffit Use Only)



Ventilation (NFA/Sq. Ft.: 6.4")

**Product Code: 47205**  
 Finish: Woodgrain  
 Length: 12'  
 Thickness: .046"  
 Exposure: 10"  
 Projection: 9/16"  
 Panels/Ctn.: 20  
 Squares/Ctn.: 2  
 Cartons/Pallet: 14  
 lbs./Ctn.: ≤ 101

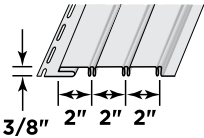
	<b>Product Code</b>	<b>47201</b> Double 5" Solid Soffit & Vertical Siding (Woodgrain)	<b>47205</b> Double 5" Fully Vented Soffit (Soffit Use Only) (Woodgrain)	
COLOR	Colonial White (01)	●	●	
	Desert Tan (07)	●	●	
	Granite Gray (34)	●	●	
	Light Maple (55)	●	●	
	Natural Clay (60)	●	●	
	Sable Brown (29)	+	●	
	Sandstone Beige (15)	●	●	
	Savannah Wicker (59)	●	●	
	Snow (31)	●	●	
	Sterling Gray (33)	●	●	

Note: All vented soffits are soffit use only. + Soffit Use Only

# Beaded Soffit

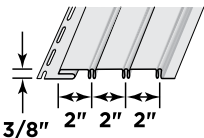
## Vinyl Carpentry® Soffit & Vertical Siding

### TRIPLE 2" SOLID SOFFIT & VERTICAL SIDING



**Product Code: 46209**  
 Finish: Smooth  
 Length: 12' 6"  
 Thickness: .039"  
 Exposure: 6"  
 Projection: 3/8"  
 Panels/Ctn.: 16  
 Squares./Ctn.: 1  
 Cartons/Pallet: 20  
 lbs./Ctn.: ≤ 65

### TRIPLE 2" VENTED SOFFIT (Soffit Use Only)



**Product Code: 46211**  
 Finish: Smooth  
 Length: 12' 6"  
 Thickness: .039"  
 Exposure: 6"  
 Projection: 3/8"  
 Panels/Ctn.: 16  
 Squares./Ctn.: 1  
 Cartons/Pallet: 20  
 lbs./Ctn.: ≤ 64

Invisibly-Vented (NFA/Sq. Ft.: 1.6")

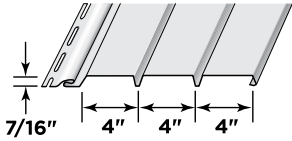
	<b>Product Code</b>	<b>46209</b> Triple 2" Solid Soffit & Vertical Siding (Smooth)	<b>46211</b> Triple 2" Vented Soffit (Soffit Use Only) (Smooth)	
COLOR	Bermuda Blue (26)	●	●	
	Colonial White (01)	●	●	
	Desert Tan (07)	●	●	
	Natural Clay (60)	●	●	
	Sandstone Beige (15)	●	●	
	Savannah Wicker (59)	●	●	
	Snow (31)	●	●	
	Sterling Gray (33)	●	●	

Note: All vented soffits are soffit use only.

# Universal Soffit

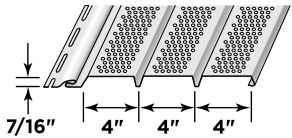
# Vinyl Carpentry® Soffit & Vertical Siding

## TRIPLE 4" SOLID SOFFIT & VERTICAL SIDING



**Product Code: 48216**  
 Finish: Matte  
 Length: 12'  
 Thickness: .040"  
 Exposure: 12"+  
 Projection: 7/16"  
 Panels/Ctn.: 16  
 Square Ft./Ctn.: 192  
 Cartons/Pallet: 18  
 lbs./Ctn.: ≤ 82

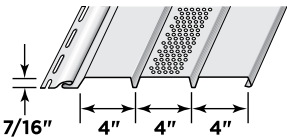
## TRIPLE 4" FULLY VENTED SOFFIT (Soffit Use Only)



**Product Code: 48224**  
 Finish: Matte  
 Length: 12'  
 Thickness: .040"  
 Exposure: 12"+  
 Projection: 7/16"  
 Panels/Ctn.: 16  
 Square Ft./Ctn.: 192  
 Cartons/Pallet: 18  
 lbs./Ctn.: ≤ 80

Ventilation (NFA/Sq. Ft.: 5.9")

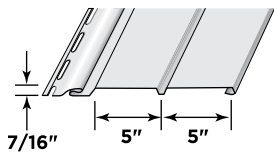
## TRIPLE 4" CENTER VENTED SOFFIT (Soffit Use Only)



**Product Code: 48220**  
 Finish: Matte  
 Length: 12'  
 Thickness: .040"  
 Exposure: 12"+  
 Projection: 7/16"  
 Panels/Ctn.: 16  
 Square Ft./Ctn.: 192  
 Cartons/Pallet: 18  
 lbs./Ctn.: ≤ 81

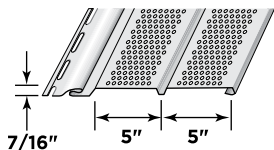
Ventilation (NFA/Sq. Ft.: 2")

## DOUBLE 5" SOLID SOFFIT (Soffit Use Only)



**Product Code: 48222**  
 Finish: Woodgrain  
 Length: 12'  
 Thickness: .040"  
 Exposure: 10"  
 Projection: 7/16"  
 Panels/Ctn.: 20  
 Squares/Ctn.: 2  
 Cartons/Pallet: 17  
 lbs./Ctn.: ≤ 94

## DOUBLE 5" FULLY VENTED SOFFIT (Soffit Use Only)



**Product Code: 48223**  
 Finish: Woodgrain  
 Length: 12'  
 Thickness: .040"  
 Exposure: 10"  
 Projection: 7/16"  
 Panels/Ctn.: 20  
 Squares/Ctn.: 2  
 Cartons/Pallet: 17  
 lbs./Ctn.: ≤ 90

Ventilation (NFA/Sq. Ft.: 6.4")

Product Code	48216 Triple 4" Solid Soffit & Vertical Siding (Matte)	48224 Triple 4" Fully Vented Soffit (Soffit Use Only) (Matte)	48220 Triple 4" Center Vented Soffit (Soffit Use Only) (Matte)	48222 Double 5" Solid Soffit (Soffit Use Only) (Woodgrain)	48223 Double 5" Fully Vented Soffit (Soffit Use Only) (Woodgrain)
Autumn Red (23)	●	●			
Brownstone (40)	●	●			
Buckskin (41)	●	●			
Castle Stone (37)	●	●			
Charcoal Gray (46)	●	●			
Colonial White (01)	●	●	●	●	●
Cypress (42)	●	●			
Desert Tan (07)	●	●		●	●
Espresso (43)	●	●			
Flagstone (97)	●	●			
Forest (47)	●	●			
Granite Gray (34)	●	●			
Hearthstone (19)	●	●			
Heritage Cream (11)	●	●			
Herringbone (04)	●	●		●	●
Light Maple (55)	●	●		●	●
Melrose (39)	●	●			
Midnight Blue (45)	●	●			
Natural Clay (60)	●	●		●	●
Oxford Blue (32)	●	●			
Pacific Blue (27)	●	●			
Sable Brown (29)	●	●			
Sandstone Beige (15)	●	●		●	●
Savannah Wicker (59)	●	●		●	●
Slate (44)	●	●			
Snow (31)	●	●	●		
Sterling Gray (33)	●	●		●	●
Black (54)	+	+			
Musket Brown (49)	+	+		+	+

+ Dimensions shown are nominal.

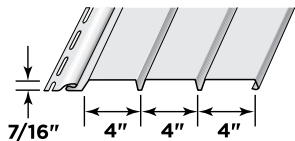
+ Soffit Use Only

Note: All vented soffits are soffit use only.

# Value Soffit

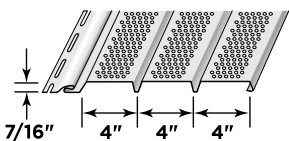
## Vinyl Carpentry® Soffit & Vertical Siding

### TRIPLE 4" SOLID SOFFIT (Soffit Use Only)



**Product Code: 49216**  
 Finish: Matte  
 Length: 12'  
 Thickness: .036"  
 Exposure: 12"†  
 Projection: 7/16"  
 Panels/Ctn.: 16  
 Square Ft./Ctn.: 192  
 Cartons/Pallet: 18  
 lbs./Ctn.: ≤ 74

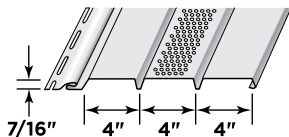
### TRIPLE 4" FULLY VENTED SOFFIT (Soffit Use Only)



**Product Code: 49224**  
 Finish: Matte  
 Length: 12'  
 Thickness: .036"  
 Exposure: 12"†  
 Projection: 7/16"  
 Panels/Ctn.: 16  
 Square Ft./Ctn.: 192  
 Cartons/Pallet: 18  
 lbs./Ctn.: ≤ 72

Ventilation (NFA/Sq. Ft.: 5.9")

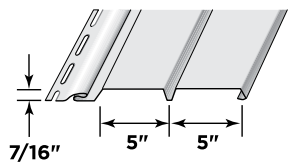
### TRIPLE 4" CENTER VENTED SOFFIT (Soffit Use Only)



**Product Code: 49220**  
 Finish: Matte  
 Length: 12'  
 Thickness: .036"  
 Exposure: 12"†  
 Projection: 7/16"  
 Panels/Ctn.: 16  
 Square Ft./Ctn.: 192  
 Cartons/Pallet: 18  
 lbs./Ctn.: ≤ 73

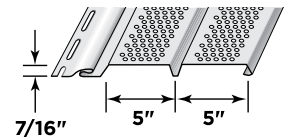
Ventilation (NFA/Sq. Ft.: 2")

### DOUBLE 5" SOLID SOFFIT (Soffit Use Only)



**Product Code: 49204**  
 Finish: Matte  
 Length: 12'  
 Thickness: .036"  
 Exposure: 10"  
 Projection: 7/16"  
 Panels/Ctn.: 20  
 Squares./Ctn.: 2  
 Cartons/Pallet: 17  
 lbs./Ctn.: ≤ 86

### DOUBLE 5" FULLY VENTED SOFFIT (Soffit Use Only)



**Product Code: 49208**  
 Finish: Matte  
 Length: 12'  
 Thickness: .036"  
 Exposure: 10"  
 Projection: 7/16"  
 Panels/Ctn.: 20  
 Squares./Ctn.: 2  
 Cartons/Pallet: 17  
 lbs./Ctn.: ≤ 83

Ventilation (NFA/Sq. Ft.: 6.4")

Product Code	49216 Triple 4" Solid Soffit (Soffit use only)(Matte)	49224 Triple 4" Fully Vented Soffit (Soffit use only) (Matte)	49220 Triple 4" Center Vented Soffit (Soffit use only) (Matte)	49204 Double 5" Solid Soffit (Soffit use only) (Matte)	49208 Double 5" Fully Vented Soffit (Soffit use only) (Matte)
COLOR					
Colonial White (01)	●	●	●	●	●
Desert Tan (07)	●	●			
Natural Clay (60)	●	●			
Sandstone Beige (15)	●	●			
Savannah Wicker (59)	●	●			
Snow (31)	●	●			

Note: All Value soffits are soffit use only.

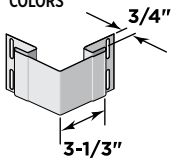
† Dimensions shown are nominal.  
 ≤ Heaviest weight listed - varies by color.

# Corner Systems

Standard Face Dimension

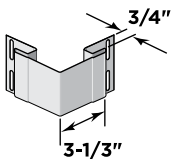
## Vinyl Carpentry® Accessories

**NEW**  
**3/4" CORNERPOST**  
**- 10' WOODGRAIN**  
 COLORS



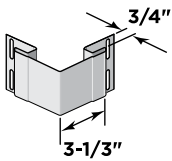
**Product Code: 51401**  
 Finish: Woodgrain  
 Length: 10'  
 Face: 3-1/3"  
 Pieces/Ctn.: 10  
 Lin. Ft. /Ctn.: 100  
 Cartons/Pallet: 15  
 lbs./Ctn.: ≤ 39

**3/4" CORNERPOST**  
**- 10' MATTE**



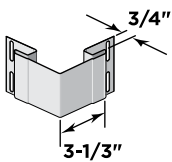
**Product Code: 51404**  
 Finish: Matte  
 Length: 10'  
 Face: 3-1/3"  
 Pieces/Ctn.: 10  
 Lin. Ft. /Ctn.: 100  
 Cartons/Pallet: 15  
 lbs./Ctn.: ≤ 41

**3/4" CORNERPOST**  
**- 12' WOODGRAIN**



**Product Code: 51402**  
 Finish: Woodgrain  
 Length: 12'  
 Face: 3-1/3"  
 Pieces/Ctn.: 10  
 Lin. Ft. /Ctn.: 120  
 Cartons/Pallet: 15  
 lbs./Ctn.: ≤ 46

**3/4" CORNERPOST**  
**- 20' WOODGRAIN**



**Product Code: 51458**  
 Finish: Woodgrain  
 Length: 20'  
 Face: 3-1/3"  
 Pieces/Ctn.: 6  
 Lin. Ft. /Ctn.: 120  
 Cartons/Pallet: 24  
 lbs./Ctn.: ≤ 50

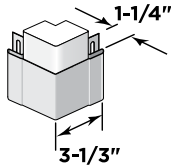
Product Code	51401 3/4" Cornerpost - 10' (Woodgrain)	51404 3/4" Cornerpost - 10' (Matte)	51402 3/4" Cornerpost - 12' (Woodgrain)	51458 3/4" Cornerpost - 20' (Woodgrain)	
Colonial White (01)	●	●	●	●	
Autumn Red (23)	●				
Autumn Yellow (10)	●				
Bermuda Blue (26)	●				
Brownstone (40)	●				
Buckskin (41)	●				
Castle Stone (37)	●				
Charcoal Gray (46)	●				
Cypress (42)	●	●			
Deep Mineral (22)	★				
Desert Tan (07)	●	●			
Espresso (43)	●				
Flagstone (97)	●				
Forest (47)	●				
Granite Gray (34)	●	●	●		
Graystone (61)	★				
Hearthstone (19)	●				
Heritage Cream (11)	●				
Herringbone (04)	●	●			
Light Maple (55)	●	●			
Melrose (39)	●				
Midnight Blue (45)	●				
Mountain Cedar (17)	●				
Natural Clay (60)	●	●	●		
Olive Grove (84)	●				
Oxford Blue (32)	●				
Pacific Blue (27)	●				
Sable Brown (29)	●				
Sandstone Beige (15)	●	●			
Savannah Wicker (59)	●	●	●		
Seagrass (30)	●				
Slate (44)	●				
Smoky Gray (83)	●				
Snow (31)	●	●			
Sparrow (58)	★				
Spruce (16)	●				
Sterling Gray (33)	●	●	●		
Tuxedo (56)	●				
Weathered Wood (90)	●				
Wedgewood Blue (89)	●				
Arbor Blend (57)	●				
Cedar Blend (79)	●				
Driftwood Blend (80)	●				
Frontier Blend (51)	●				
Natural Blend (78)	●				
Rustic Blend (82)	●				
Weathered Blend (53)	●				

★ NEW COLOR

# Corner Systems

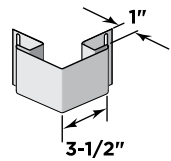
Standard Face Dimension

## 1-1/4" CORNERPOST - 10' WOODGRAIN With Foam Insert



**Product Code: 51412**  
 Finish: Woodgrain  
 Length: 10'  
 Face: 3-1/3"  
 Pieces/Ctn.: 10  
 Lin. Ft. /Ctn.: 100  
 Cartons/Pallet: 12  
 lbs./Ctn.: ≤ 42

## 1" CORNERPOST - 10' WOODGRAIN



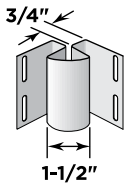
**Product Code: 51409**  
 Finish: Woodgrain  
 Length: 10'  
 Face: 3-1/2"  
 Pieces/Ctn.: 10  
 Lin. Ft. /Ctn.: 100  
 Cartons/Pallet: 12  
 lbs./Ctn.: ≤ 50

# Corner Systems

Inside

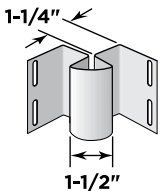
## **NEW** 3/4" INSIDE CORNERPOST

COLORS



**Product Code: 51436**  
 Finish: Matte  
 Length: 10'  
 Face: 3/4"  
 Pieces/Ctn.: 10  
 Lin. Ft. /Ctn.: 100  
 Cartons/Pallet: 24  
 lbs./Ctn.: ≤ 29

## 1-1/4" INSIDE CORNERPOST



**Product Code: 51446**  
 Finish: Matte  
 Length: 10'  
 Face: 1-1/4"  
 Pieces/Ctn.: 10  
 Lin. Ft. /Ctn.: 100  
 Cartons/Pallet: 15  
 lbs./Ctn.: ≤ 31

# Vinyl Carpentry® Accessories

Product Code	51412 1-1/4" Cornerpost - 10' (Woodgrain)	51409 1" Cornerpost - 10' (Woodgrain)	51436 3/4" Inside Cornerpost (Matte)	51446 1-1/4" Inside Cornerpost (Matte)
Colonial White (01)	●	●	●	●
Autumn Red (23)	●	●	●	●
Autumn Yellow (10)			●	
Bermuda Blue (26)			●	
Brownstone (40)			●	
Buckskin (41)	●	●	●	●
Castle Stone (37)			●	
Cedar Blend Solid (48)			+	
Charcoal Gray (46)	●	●	●	●
Cypress (42)	●	●	●	●
Deep Mineral (22)			★	
Desert Tan (07)	●	●	●	●
Espresso (43)			●	
Flagstone (97)	●	●	●	●
Forest (47)		●	●	
Granite Gray (34)	●	●	●	●
Graystone (61)			★	
Hearthstone (19)		●	●	
Heritage Cream (11)	●		●	●
Herringbone (04)	●		●	●
Light Maple (55)	●		●	●
Melrose (39)			●	
Midnight Blue (45)			●	
Mountain Cedar (17)		●	●	
Natural Clay (60)	●	●	●	●
Olive Grove (84)			●	
Oxford Blue (32)	●		●	●
Pacific Blue (27)	●	●	●	●
Sable Brown (29)	●	●	●	●
Sandstone Beige (15)	●	●	●	●
Savannah Wicker (59)	●	●	●	●
Seagrass (30)		●	●	
Slate (44)			●	
Smoky Gray (83)			●	
Snow (31)	●	●	●	●
Sparrow (58)			★	
Spruce (16)	●	●	●	●
Sterling Gray (33)	●	●	●	●
Tuxedo (56)			●	
Weathered Wood (90)			●	
Wedgewood Blue (89)			●	
<b>PREM</b> Arbor Blend (57)			+	
<b>PREM</b> Frontier Blend (51)			+	

+ SOLID COLOR

★ NEW COLOR

### Recommended accessory colors for Monogram Blends

The following colors are the best comparable trim options:

Natural Blend = Buckskin, Cedar Blend = Cedar Blend Solid,

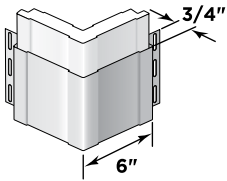
Driftwood Blend = Granite Gray or Charcoal Gray,

Rustic Blend = Sable Brown, Weathered Blend = Weathered Wood

# Corner Systems

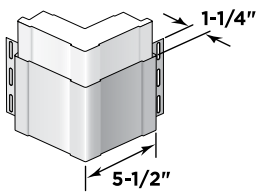
## Wide Faced Dimension

### TRADITIONAL SUPERCORNER™ With Foam Insert



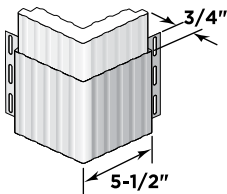
**Product Code: 51420**  
 Finish: Matte  
 Length: 20'  
 Pieces/Ctn.: 6  
 Lin. Ft. /Ctn.: 120  
 Cartons/Pallet: 9  
 lbs./Ctn.: ≤ 77

### 1-1/4" TRADITIONAL SUPERCORNER™ With Foam Insert



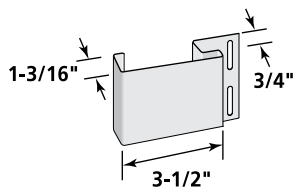
**Product Code: 51447**  
 Finish: Matte  
 Length: 20'  
 Pieces/Ctn.: 6  
 Lin. Ft. /Ctn.: 120  
 Cartons/Pallet: 8  
 lbs./Ctn.: ≤ 80

### FLUTED SUPERCORNER™ With Foam Insert



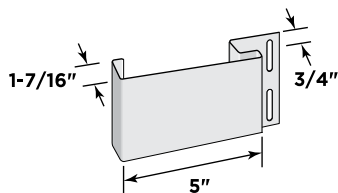
**Product Code: 51424**  
 Finish: Matte  
 Length: 20'  
 Pieces/Ctn.: 6  
 Lin. Ft. /Ctn.: 120  
 Cartons/Pallet: 10  
 lbs./Ctn.: ≤ 81

### 3-1/2" LINEAL



**Product Code: 54706**  
 Finish: Matte  
 Length: 20'  
 Pieces/Ctn.: 10  
 Lin. Ft. /Ctn.: 200  
 Cartons/Pallet: 30  
 lbs./Ctn.: ≤ 51

### 5" LINEAL



**Product Code: 54712**  
 Finish: Matte  
 Length: 20'  
 Pieces/Ctn.: 10  
 Lin. Ft. /Ctn.: 200  
 Cartons/Pallet: 15  
 lbs./Ctn.: ≤ 64

## Vinyl Carpentry® Accessories

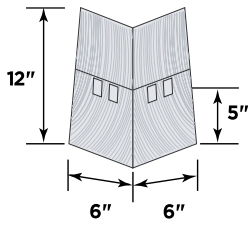
	<b>51420</b> Traditional SuperCorner With Foam Insert	<b>51447</b> 1-1/4" Traditional SuperCorner With Foam Insert	<b>51424</b> Fluted SuperCorner With Foam Insert	<b>54706</b> 3-1/2" Lineal	<b>54712</b> 5" Lineal
Colonial White (01)	●	●	●	●	●
Desert Tan (07)	●			●	
Herringbone (04)				●	
Natural Clay (60)				●	
Sandstone Beige (15)	●			●	
Savannah Wicker (59)	●			●	
Snow (31)	●			●	●



# Cedar Impressions® Accessories

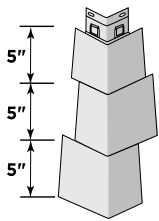
## Polymer Siding Products

### INDIVIDUAL 5" SAWMILL CORNER



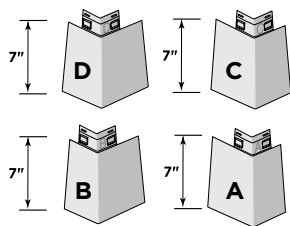
**Product Code: 51405**  
 Finish: Sawmill  
 Exposure: 5"  
 Pieces/Ctn.: 24  
 Lin. Ft./Ctn.: 10'  
 Cartons/Pallet: 45  
 lbs./Ctn.: ≤ 12

### T5" STRAIGHT EDGE SAWMILL OFFSET MITERED CORNERPOST



**Product Code: 51406**  
 Finish: Sawmill  
 Pieces/Ctn.: 32  
 Lin. Ft./Ctn.: 40'  
 Cartons/Pallet: 12  
 lbs./Ctn.: ≤ 17

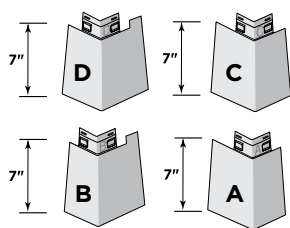
### NEW COLORS 7" STRAIGHT EDGE PERFECTION OFFSET MITERED CORNERPOSTS



**Product Code: 51459**  
 Finish: Perfection  
 Length: 4 Pieces - 7" each  
 Pieces/Ctn.: 40  
 Lin. Ft./Ctn.: 23' 4"  
 Cartons/Pallet: 24  
 lbs./Ctn.: ≤ 15

For use with Straight Edge Perfection

### COMING SOON! 7" STAGGERED PERFECTION OFFSET MITERED CORNERPOSTS



**Product Code: 51452**  
 Finish: Perfection  
 Length: 4 Pieces - 7" each  
 Pieces/Ctn.: 40  
 Lin. Ft./Ctn.: 23' 4"  
 Cartons/Pallet: 24  
 lbs./Ctn.: ≤ 15

For use with Double 7" Staggered Perfection 3G panel (30142)

**Recommended trim:** CertainTeed recommends the use of Restoration Millwork PVC trim for the most authentic look of genuine cedar. If you choose to use CertainTeed vinyl accessories, the following solid colors are the best comparable options: Natural Blend = Buckskin, Cedar Blend = Cedar Blend Solid, Driftwood Blend = Granite Gray or Charcoal Gray, Rustic Blend = Sable Brown

Product Code	51405 Individual 5" Sawmill Corner	51406 T5" Straight Edge Sawmill Offset Mitered Cornerpost	51459 7" Straight Edge Perfection Offset Mitered Cornerposts	51452 7" Staggered Perfection Offset Mitered Cornerposts
Colonial White (01)	●	●	●	☆
Autumn Red (23)		●	●	☆
Bermuda Blue (26)			●	
Brownstone (40)		●	●	
Buckskin (41)		●	●	☆
Castle Stone (37)		●	●	
Charcoal Gray (46)		●	●	☆
Cypress (42)		●	●	☆
Deep Mineral (22)			★	
Desert Tan (07)		●	●	☆
Espresso (43)		●	●	
Flagstone (97)		●	●	☆
Forest (47)		●	●	☆
Granite Gray (34)		●	●	☆
Hearthstone (19)		●	●	☆
Heritage Cream (11)		●	●	☆
Herringbone (04)		●	●	☆
Light Maple (55)		●	●	☆
Mountain Cedar (17)				☆
Melrose (39)			●	
Midnight Blue (45)		●	●	
Natural Clay (60)	●	●	●	☆
Pacific Blue (27)		●	●	☆
Sable Brown (29)		●	●	☆
Savannah Wicker (59)	●	●	●	☆
Seagrass (30)	●	●	●	☆
Slate (44)		●	●	
Smoky Gray (83)			★	
Snow (31)			●	
Spruce (16)		●	●	☆
Sterling Gray (33)	●	●	●	☆
Tuxedo (56)			★	
Wedgewood Blue (89)		●	●	
Weathered Wood (90)		●	●	
▶ Cedar Blend (79)			●	
▶ Driftwood Blend (80)			●	
▶ Natural Blend (78)			●	
▶ Rustic Blend (82)			●	
Cedar Blend - Light (70)	●			
Cedar Blend - Med. (71)	●			
Cedar Blend - Dark (72)	●			
Driftwood Blend - L. (94)	●			
Driftwood Blend - M. (95)	●			
Driftwood Blend - D. (96)	●			
Natural Blend - Light (86)	●			
Natural Blend - Med. (87)	●			
Natural Blend - Dark (88)	●			
Rustic Blend - Light (73)	●			
Rustic Blend - Med. (74)	●			
Rustic Blend - Dark (75)	●			

▶ CONSISTENT VARIEGATED COLOR THROUGHOUT THE PANEL

★ NEW COLOR ☆ COMING SOON

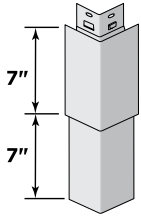
≤ Heaviest weight listed - varies by color.

# Corner Systems

## Cedar Impressions

# Vinyl Carpentry® Accessories

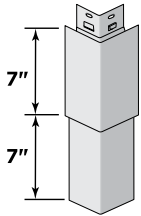
### D7" STAGGERED PERFECTION MITERED CORNERPOST



For use with Double 7" Staggered Perfection panel (30143)  
and 3G panel (30142)

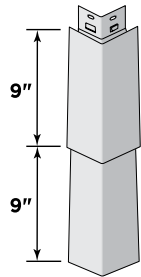
**Product Code: 51451**  
Finish: Perfection  
Length: 14"  
Pieces/Ctn.: 20  
Lin. Ft./Ctn.: 23' 3"  
Cartons/Pallet: 32  
lbs./Ctn.: ≤14

### D7" STRAIGHT EDGE ROUGH-SPLIT MITERED CORNERPOST



**Product Code: 51450**  
Finish: Rough-Split  
Length: 14"  
Pieces/Ctn.: 20  
Lin. Ft./Ctn.: 23' 4"  
Cartons/Pallet: 24  
lbs./Ctn.: ≤17

### D9" STAGGERED ROUGH-SPLIT MITERED CORNERPOST



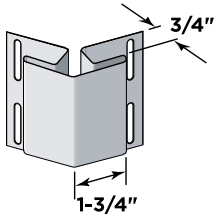
**Product Code: 51432**  
Finish: Rough-Split  
Length: 18-1/2"  
Pieces/Ctn.: 20  
Lin. Ft./Ctn.: 31  
Cartons/Pallet: 18  
lbs./Ctn.: ≤21

Product Code	51451 D7" Staggered Perfection Mitered Cornerpost	51450 D7" Straight Edge Rough-Split Mitered Cornerpost	51432 D9" Staggered Rough-Split Mitered Cornerpost	
Colonial White (01)	●	●	●	
Autumn Red (23)	●	●	●	
Buckskin (41)	●	●	●	
Charcoal Gray (46)	●	●	●	
Cypress (42)	●			
Desert Tan (07)	●			
Flagstone (97)	●	●	●	
Forest (47)	●	●	●	
Granite Gray (34)	●	●	●	
Hearthstone (19)	●	●	●	
Heritage Cream (11)	●			
Herringbone (04)	●			
Light Maple (55)	●			
Mountain Cedar (17)	●	●	●	
Natural Clay (60)	●	●	●	
Pacific Blue (27)	●	●	●	
Sable Brown (29)	●	●	●	
Savannah Wicker (59)	●	●	●	
Seagrass (30)	●			
Spruce (16)	●	●	●	
Sterling Gray (33)	●	●	●	

# Corner Systems Specialty

## Vinyl Carpentry® Accessories

### BAY WINDOW CORNERPOST



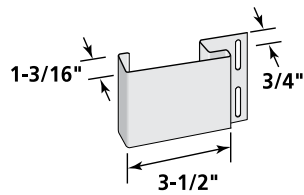
**Product Code: 51445**  
 Finish: Matte  
 Length: 10'  
 Face: 1-3/4"  
 Pieces/Ctn.: 10  
 Lin. Ft. /Ctn.: 100  
 Cartons/Pallet: 21  
 lbs./Ctn.: ≤ 32

<b>Product Code</b>	<b>51445</b> Bay Window Cornerpost	
Colonial White (01)	●	
Granite Gray (34)	●	
Natural Clay (60)	●	
Sterling Gray (33)	●	

# Window & Door Trim

## Vinyl Carpentry® Accessories

### 3-1/2" LINEAL

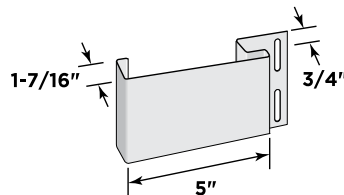


**Product Code: 54706**

Finish: Matte  
 Length: 20'  
 Pieces/Ctn.: 10  
 Lin. Ft. /Ctn.: 200  
 Cartons/Pallet: 30  
 lbs./Ctn.: ≤ 51

Use with new window & door starter strip (53605)

### 5" LINEAL

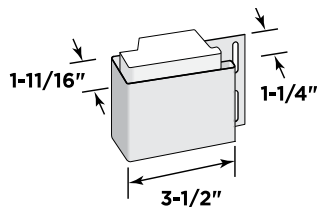


**Product Code: 54712**

Finish: Matte  
 Length: 20'  
 Pieces/Ctn.: 10  
 Lin. Ft. /Ctn.: 200  
 Cartons/Pallet: 15  
 lbs./Ctn.: ≤ 64

Use with new window & door starter strip (53605)

### 3-1/2" LINEAL With Foam Insert

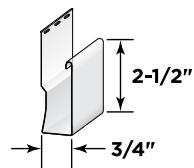


**Product Code: 54707**

Finish: Matte  
 Length: 20'  
 Pieces/Ctn.: 10  
 Lin. Ft. /Ctn.: 200  
 Cartons/Pallet: 23  
 lbs./Ctn.: ≤ 63

Use with new window & door starter strip (53605)

### 2-1/2" WINDOW & DOOR CASING



**Product Code: 55813**

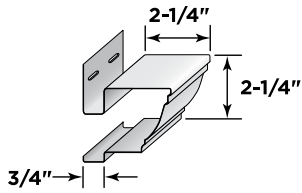
Finish: Matte  
 Length: 12' 6"  
 Pieces/Ctn.: 20  
 Lin. Ft. /Ctn.: 250  
 Cartons/Pallet: 24  
 lbs./Ctn.: ≤ 52

	<b>Product Code</b>	<b>54706</b>	<b>54712</b>	<b>54707</b>	<b>55813</b>	
		3-1/2" Lineal	5" Lineal	3-1/2" Lineal With Foam Insert	2-1/2" Window & Door Casing	
	Colonial White (01)	●	●	●	●	
COLOR	Desert Tan (07)	●				
	Herringbone (04)	●				
	Natural Clay (60)	●				
	Sandstone Beige (15)	●				
	Savannah Wicker (59)	●				
	Snow (31)	●	●			

# Window & Door Trim

## Vinyl Carpentry® Accessories

### CROWN MOLDING

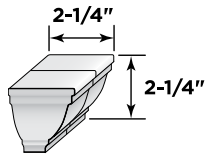


**Product Code: 55804**

Finish: Matte  
 Length: 10'  
 Pieces/Ctn.: 10  
 Lin. Ft. /Ctn.: 100  
 Cartons/Pallet: 12  
 lbs./Ctn.: ≤ 35

Product Code	55804 Crown Molding	55805 Crown Molding Cap	
Colonial White (01)	●	●	

### CROWN MOLDING CAP



**Product Code: 55805**

Finish: Matte  
 Pairs/Ctn.: 10  
 Cartons/Pallet: 60  
 lbs./Ctn.: ≤ 2

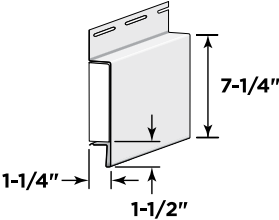
Each whole unit represents a pair and can be cut in half to create left and right end caps.

# Wall Transitions

## Band Board

# Vinyl Carpentry® Accessories

### BAND BOARD With Foam Insert

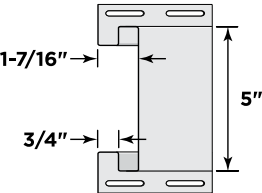


Dimensions shown as installed with Cornice Receiver

**Product Code: 55814**  
 Finish: Rough Cedar  
 Length: 16' 8"  
 Pieces/Ctn.: 5  
 Lin. Ft. /Ctn.: 82' 5"  
 Cartons/Pallet: 16  
 lbs./Ctn.: ≤ 33

Product Code	55814 Band Board With Foam Insert	54714 5" Double Channel Lineal	
Colonial White (01)	●	●	

### 5" DOUBLE CHANNEL LINEAL



**Product Code: 54714**  
 Finish: Matte  
 Length: 18'  
 Pieces/Ctn.: 10  
 Lin. Ft. /Ctn.: 180  
 Cartons/Pallet: 15  
 lbs./Ctn.: ≤ 66

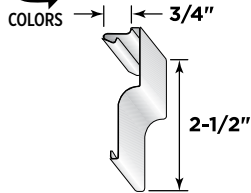
# Soffit Transitions

Decorative

## Vinyl Carpentry® Accessories



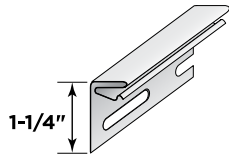
### CORNICE MOLDING



**Product Code: 55817**  
 Finish: Matte  
 Length: 12' 6"  
 Pieces/Ctn.: 10  
 Lin. Ft. /Ctn.: 125  
 Cartons/Pallet: 32  
 lbs./Ctn.: ≤ 16

For use with Cornice Receiver or Deluxe F-Channel

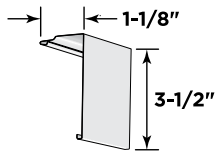
### CORNICE RECEIVER



**Product Code: 55812**  
 Finish: Matte  
 Length: 12' 6"  
 Pieces/Ctn.: 24  
 Lin. Ft. /Ctn.: 300  
 Cartons/Pallet: 35  
 lbs./Ctn.: ≤ 28

For use with Cornice Molding, Finish Board and Band Board

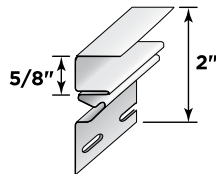
### FINISH BOARD



**Product Code: 55815**  
 Finish: Rough Cedar  
 Length: 12' 6"  
 Pieces/Ctn.: 10  
 Lin. Ft. /Ctn.: 125  
 Cartons/Pallet: 40  
 lbs./Ctn.: ≤ 19

For use with Cornice Receiver

### DELUXE F-CHANNEL



**Product Code: 52503**  
 Finish: Matte  
 Length: 12' 6"  
 Channel: 5/8"  
 Pieces/Ctn.: 24  
 Lin. Ft. /Ctn.: 300  
 Cartons/Pallet: 32  
 lbs./Ctn.: ≤ 39

For use as soffit receiver and to receive Cornice Molding

Product Code	55817 Cornice Molding	55812 Cornice Receiver	55815 Finish Board	52503 Deluxe F-Channel
No Color		●		●
Colonial White (01)	●		●	
Autumn Red (23)	●			
Bermuda Blue (26)	●			
Brownstone (40)	●			
Buckskin (41)	●			
Castle Stone (37)	●			
Cedar Blend Solid* (48)	+			
Charcoal Gray (46)	●			
Cypress (42)	●			
Deep Mineral (22)	★			
Desert Tan (07)	●			
Espresso (43)	●			
Flagstone (97)	●			
Forest (47)	●			
Granite Gray (34)	●			
Hearthstone (19)	●			
Heritage Cream (11)	●			
Herringbone (04)	●			
Light Maple (55)	●			
Melrose (39)	●			
Midnight Blue (45)	●			
Mountain Cedar (17)	●			
Natural Clay (60)	●			
Pacific Blue (27)	●			
Sable Brown (29)	●			
Sandstone Beige (15)	●			
Savannah Wicker (59)	●			
Seagrass (30)	●			
Slate (44)	●			
Smoky Gray (83)	★			
Snow (31)	●			
Spruce (16)	●			
Sterling Gray (33)	●			
Tuxedo (56)	★			
Wedgewood Blue (89)	●			
Weathered Wood (90)	●			

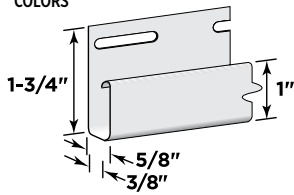
★ NEW COLOR  
 + SOLID COLOR

\* Solid color accessory used with the Cedar Impressions Single 7" Cedar Blend; and Monogram Double 4" Clapboard, Double 5" Clapboard and Double 5" Dutchlap Cedar Blend panels.

# J-Channel

## Vinyl Carpentry® Accessories

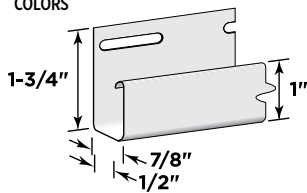
**NEW**  
3/8" POCKET  
J-CHANNEL  
COLORS



**Product Code: 50306**  
Finish: Matte  
Length: 12' 6"  
Channel/  
Pocket Height: 3/8"  
Back Height: 5/8"  
Pieces/Ctn.: 48  
Lin. Ft. /Ctn.: 600  
Cartons/Pallet: 30  
lbs./Ctn.: ≤ 55

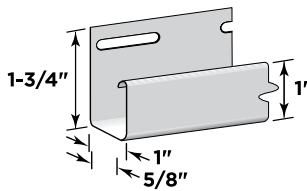
For use with CERTAplank Siding as a Sill Trim and with Beaded Triple 2" Soffit.

**NEW**  
1/2" POCKET  
J-CHANNEL  
COLORS



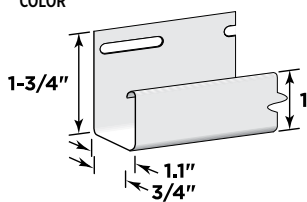
**Product Code: 50305**  
Finish: Matte  
Length: 12' 6"  
Channel/  
Pocket Height: 1/2"  
Back Height: 7/8"  
Pieces/Ctn.: 48  
Lin. Ft. /Ctn.: 600  
Cartons/Pallet: 30  
lbs./Ctn.: ≤ 58

**5/8" POCKET  
J-CHANNEL**



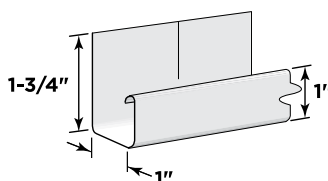
**Product Code: 50310**  
Finish: Matte  
Length: 12' 6"  
Channel/  
Pocket Height: 5/8"  
Back Height: 1"  
Pieces/Ctn.: 48  
Lin. Ft. /Ctn.: 600  
Cartons/Pallet: 30  
lbs./Ctn.: ≤ 60

**NEW**  
3/4" POCKET  
J-CHANNEL  
COLOR



**Product Code: 50303**  
Finish: Matte  
Length: 12' 6"  
Channel/  
Pocket Height: 3/4"  
Back Height: 1.1"  
Pieces/Ctn.: 48  
Lin. Ft. /Ctn.: 600  
Cartons/Pallet: 25  
lbs./Ctn.: ≤ 61

**3/4" POCKET  
FLEXIBLE J-CHANNEL**



**Product Code: 50309**  
Finish: Matte  
Length: 12' 6"  
Channel/  
Pocket Height: 3/4"  
Back Height: 1"  
Pieces/Ctn.: 10  
Lin. Ft. /Ctn.: 125  
Cartons/Pallet: 50  
lbs./Ctn.: ≤ 20

Product Code	50306	50305	50310	50303	50309
	3/8" Pocket J-Channel/ CERTAplank Sill Trim	1/2" Pocket J-Channel	5/8" Pocket J-Channel	3/4" Pocket J-Channel	3/4" Pocket Flexible J- Channel
Colonial White (01)	●	●	●	●	
White (62)					●
Autumn Red (23)		●	●	●	
Autumn Yellow (10)		●	●	●	
Bermuda Blue (26)	●			●	
Brownstone (40)		●	●	●	
Buckskin (41)		●	●	●	
Castle Stone (37)	●	●	●	●	
Cedar Blend Solid* (48)					+
Charcoal Gray (46)	●	●	●	●	
Cypress (42)		●	●	●	
Deep Mineral (22)		★		★	
Desert Tan (07)	●	●	●	●	
Espresso (43)		●	●	●	
Flagstone (97)	●	●	●	●	
Forest (47)	●	●	●	●	
Granite Gray (34)	●	●	●	●	
Graystone (61)		★		★	
Hearthstone (19)		●	●	●	
Heritage Cream (11)		●	●	●	
Herringbone (04)	★	●	●	●	
Light Maple (55)		●	●	●	
Melrose (39)		●	●	●	
Midnight Blue (45)	★	●	●	●	
Mountain Cedar (17)		●	●	●	
Natural Clay (60)	●	●	●	●	
Olive Grove (84)		●	●	●	
Oxford Blue (32)		●	●	●	
Pacific Blue (27)	★	●	●	●	
Sable Brown (29)	★	●	●	●	
Sandstone Beige (15)	●	●	●	●	
Savannah Wicker (59)	●	●	●	●	
Seagrass (30)		●	●	●	
Slate (44)		●	●	●	
Smoky Gray (83)	★	●	●	●	
Snow (31)	●	●	●	●	
Sparrow (58)		★		★	
Spruce (16)		●	●	●	
Sterling Gray (33)	●	●	●	●	
Tuxedo (56)		●		●	
Weathered Wood (90)		●		●	
Wedgewood Blue (89)	★	●		●	
Arbor Blend (57)				+	
Black (54)		+	+ ●		
Frontier Blend (51)				+	
Musket Brown (49)		●			

★ NEW COLOR \* Solid color accessory: + Soffit Use Only  
+ SOLID COLOR Cedar Blend Solid use with Cedar Blend panels

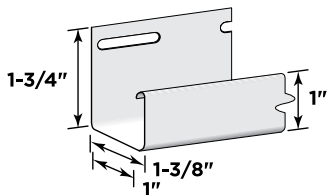
**Recommended accessory colors for Monogram Blends**

The following colors are the best comparable trim options:  
Natural Blend = Buckskin, Cedar Blend = Cedar Blend Solid,  
Driftwood Blend = Granite Gray or Charcoal Gray,  
Rustic Blend = Sable Brown, Weathered Blend = Weathered Wood



# J-Channel (continued)

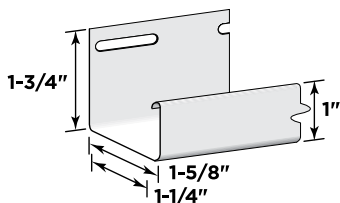
## 1" POCKET J-CHANNEL



**Product Code: 50302**

Finish: Matte  
 Length: 12' 6"  
 Channel/  
 Pocket Height: 1"  
 Back Height: 1-3/8"  
 Pieces/Ctn.: 40  
 Lin. Ft. /Ctn.: 500  
 Cartons/Pallet: 18  
 lbs./Ctn.: ≤ 59

## 1-1/4" POCKET J-CHANNEL

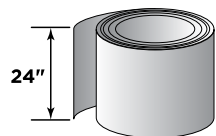


**Product Code: 50301**

Finish: Matte  
 Length: 12' 6"  
 Channel/  
 Pocket Height: 1-1/4"  
 Back Height: 1-5/8"  
 Pieces/Ctn.: 48  
 Lin. Ft. /Ctn.: 600  
 Cartons/Pallet: 20  
 lbs./Ctn.: ≤ 79

# Functional Trim

## TRIM COIL PVC COATED

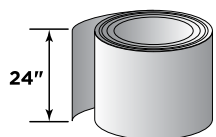


PVC coated one side only  
 Do not use trim coil over treated lumber.

**Product Code: 56901**

Finish: Striated  
 Length: 50'  
 Thickness: 0.019"  
 Width: 24"  
 Rolls/Ctn.: 1  
 Lin. Ft. Ctn.: 50'  
 lbs./Ctn.: 25

## COMING SOON! TRIM COIL POLY SMOOTH PAINTED



Selected color coated on one side only. Backside coated Wolf White.  
 Product availability varies by region.  
 Do not use trim coil over treated lumber.

**Product Code: AL1001**

Finish: Smooth  
 Length: 50'  
 Thickness: 0.019"  
 Width: 24"  
 Rolls/Ctn.: 1  
 Lin. Ft. Ctn.: 50'  
 lbs./Ctn.: 28

# Vinyl Carpentry® Accessories

Product Code	50302 1" Pocket J-Channel	50301 1-1/4" Pocket J- Channel	56901 Trim Coil PVC Coated (Striated)	AL1001 Trim Coil Poly Coated (Smooth)
Colonial White (01)	●	●	●	(001) ☆
Autumn Red (23)	●	●	●	
Autumn Yellow (10)			●	
Black LG (054)				(054) ☆
Brownstone (40)			●	
Buckskin (41)	●	●	●	
Castle Stone (37)			●	
Cedar Blend Solid* (48)			+	
Charcoal Gray (46)	●	●	●	(046) ☆
Cypress (42)	●	●	●	
Desert Tan (07)	●	●	●	(007) ☆
Espresso (43)			●	
Flagstone (97)	●	●	●	
Forest (47)	●		●	
Granite Gray (34)	●	●	●	
Hearthstone (19)	●		●	
Heritage Cream (11)		●	●	
Herringbone (04)		●	●	(004) ☆
Light Maple (55)		●	●	
Melrose (39)			●	
Midnight Blue (45)			●	
Mountain Cedar (17)	●		●	
Musket Brown (049)				(049) ☆
Natural Clay (60)	●	●	●	(060) ☆
Olive Grove (84)			●	
Oxford Blue (32)		●	●	
Pacific Blue (27)	●	●	●	
Sable Brown (29)	●	●	●	
Sandstone Beige (15)	●	●	●	(015) ☆
Savannah Wicker (59)	●	●	●	(059) ☆
Seagrass (30)	●		●	
Slate (44)			●	
Smoky Gray (83)			●	
Snow (31)		●	●	(031) ☆
Spruce (16)	●	●	●	
Sterling Gray (33)	●	●	●	(033) ☆
Tuxedo (056)				(056) ☆
Weathered Wood (90)			●	
Wedgewood Blue (89)			●	
Wolf White (191)				(191) ☆
PREM Black (54)			●	
PREM Musket Brown (49)			●	

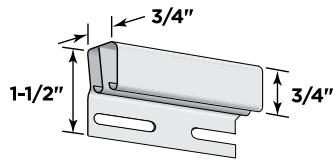
+ SOLID COLOR  
 ☆ COMING SOON

\* Solid color accessory:  
 Cedar Blend Solid use with Cedar Blend panels

# Functional Trim (continued)

# Vinyl Carpentry® Accessories

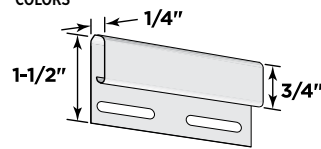
## DUAL UNDERSILL TRIM



**Product Code: 56916**

Finish: Matte  
 Length: 12' 6"  
 Pieces/Ctn.: 12  
 Lin. Ft. /Ctn.: 150  
 Cartons/Pallet: 48  
 lbs./Ctn.: ≤ 22

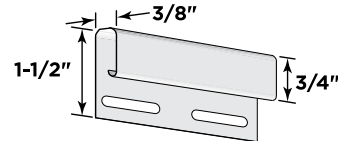
## UNDERSILL TRIM



**Product Code: 56904**

Finish: Matte  
 Length: 12' 6"  
 Pieces/Ctn.: 48  
 Lin. Ft. /Ctn.: 600  
 Cartons/Pallet: 35  
 lbs./Ctn.: ≤ 46

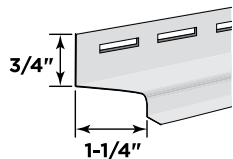
## SHAKE/SHINGLE UNDERSILL TRIM



**Product Code: 56917**

Finish: Matte  
 Length: 12' 6"  
 Pieces/Ctn.: 12  
 Lin. Ft. /Ctn.: 150  
 Cartons/Pallet: 48  
 lbs./Ctn.: ≤ 13

## DRIP CAP



**Product Code: 56907**

Finish: Matte  
 Length: 12' 6"  
 Width: 1-1/4"  
 Pieces/Ctn.: 24  
 Lin. Ft. /Ctn.: 300  
 Cartons/Pallet: 35  
 lbs./Ctn.: ≤ 31

Product Code	56916 Dual Undersill Trim	56904 Undersill Trim	56917 Shake/ Shingle Undersill Trim	56907 Drip Cap	
Colonial White (01)	●	●	●	●	
Autumn Red (23)		●	●		
Autumn Yellow (10)		●			
Bermuda Blue (26)			●		
Brownstone (40)		●	●		
Buckskin (41)	●	●	●		
Castle Stone (37)		●	●		
Cedar Blend Solid* (48)		●	+		
Charcoal Gray (46)		●	●		
Cypress (42)	●	●	●		
Deep Mineral (22)		★	★		
Desert Tan (07)	●	●	●		
Espresso (43)		●	●		
Flagstone (97)		●	●		
Forest (47)		●	●		
Granite Gray (34)	●	●	●		
Graystone (61)		★			
Hearthstone (19)		●	●		
Heritage Cream (11)	●	●	●		
Herringbone (04)	●	●	●		
Light Maple (55)	●	●	●		
Melrose (39)		●	●		
Midnight Blue (45)		●	●		
Mountain Cedar (17)		●	●		
Natural Clay (60)	●	●	●		
Olive Grove (84)		●			
Oxford Blue (32)	●	●			
Pacific Blue (27)		●	●		
Sable Brown (29)		●	●		
Sandstone Beige (15)	●	●			
Savannah Wicker (59)	●	●	●		
Seagrass (30)	●	●	●		
Slate (44)		●	●		
Smoky Gray (83)		●	●		
Snow (31)	●	●	●		
Sparrow (58)		★			
Spruce (16)		●	●		
Sterling Gray (33)	●	●	●		
Tuxedo (56)		●	★		
Weathered Wood (90)		●	●		
Wedgewood Blue (89)		●	●		
ARBOR					
Arbor Blend (57)		+			
Frontier Blend (51)		+			

★ NEW COLOR  
 + SOLID COLOR

\* Solid color accessory:  
 Cedar Blend Solid use with Cedar Blend panels

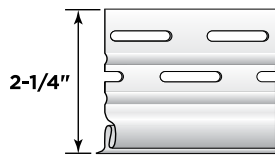
### Recommended accessory colors for Monogram Blends

The following colors are the best comparable trim options:  
 Natural Blend = Buckskin, Cedar Blend = Cedar Blend Solid,  
 Driftwood Blend = Granite Gray or Charcoal Gray,  
 Rustic Blend = Sable Brown, Weathered Blend = Weathered Wood

# Starter Strips

## Vinyl Carpentry® Accessories

### 2-1/4" VINYL STARTER STRIP

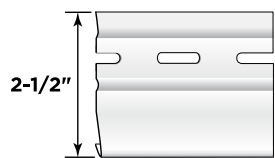


**Product Code: 53601**

Finish: Matte  
 Length: 12' 6"  
 Width: 2-1/4"  
 Pieces/Ctn.: 40  
 Lin. Ft. /Ctn.: 500  
 Cartons/Pallet: 30  
 lbs./Ctn.: ≤ 59

For use with all sidings except Cedar Impressions, CedarBoards, Monogram and Monogram XL.

### 2-1/2" METAL STARTER STRIP

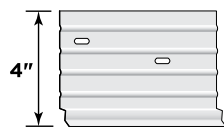


**Product Code: 53602**

Finish: Mill  
 Length: 10'  
 Width: 2-1/2"  
 Pieces/Ctn.: 50  
 Lin. Ft. /Ctn.: 500  
 Cartons/Pallet: 35  
 lbs./Ctn.: ≤ 75

For use with all sidings except Cedar Impressions, and CedarBoards.

### 4" METAL SHINGLE STARTER STRIP

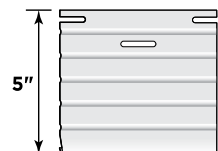


**Product Code: 53610**

Finish: Mill  
 Length: 10'  
 Width: 4"  
 Pieces/Ctn.: 25  
 Lin. Ft. /Ctn.: 250  
 Cartons/Pallet: 35  
 lbs./Ctn.: ≤ 78

For use with Cedar Impressions Shake and Shingle Panels

### 5" METAL STARTER STRIP



**Product Code: 53604**

Finish: Mill  
 Length: 10'  
 Width: 5"  
 Pieces/Ctn.: 25  
 Lin. Ft. /Ctn.: 250  
 Cartons/Pallet: 30  
 lbs./Ctn.: ≤ 72

Remodeling Metal Starter Strip. For use with all sidings except Cedar Impressions and CedarBoards.

### STARTER STRIP FOR CEDARBOARDS INSULATED SIDING

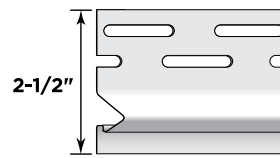


**Product Code: 53609**

Finish: Matte  
 Length: 12' 6"  
 Width: 3"  
 Pieces/Ctn.: 24  
 Lin. Ft. /Ctn.: 300  
 Cartons/Pallet: 35  
 lbs./Ctn.: ≤ 44

Product Code	53601	53602	53610	53604	53609	53605	53612
	2-1/4" Vinyl Starter Strip	2-1/2" Metal Starter Strip	4" Metal Shingle Starter Strip	5" Metal Starter Strip	Starter Strip for Insulated Siding	Window & Door Starter Strip	Metal Starter Strip for CERTAplank Reinforced Siding
No Color	●	●	●	●	●	●	●

### WINDOW & DOOR STARTER STRIP

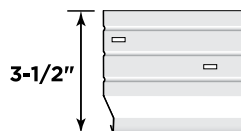


**Product Code: 53605**

Finish: Matte  
 Length: 10'  
 Pieces/Ctn.: 36  
 Lin. Ft. /Ctn.: 360  
 Cartons/Pallet: 27  
 lbs./Ctn.: ≤ 35

For use with lineals

### METAL STARTER STRIP FOR CERTAPLANK REINFORCED SIDING



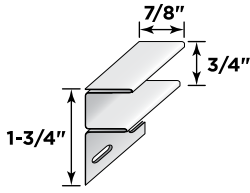
**Product Code: 53612**

Finish: Mill  
 Length: 10'  
 Width: 3-1/2"  
 Pieces/Ctn.: 25  
 Lin. Ft./Ctn.: 250'  
 Cartons/Pallet: 35  
 lbs./Ctn.: 65

# Soffit Trim

## Vinyl Carpentry® Accessories

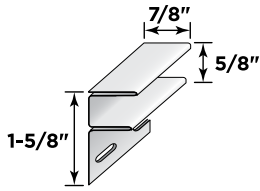
### 3/4" F-CHANNEL



**Product Code: 52506**

Finish: Matte  
 Length: 12' 6"  
 Channel: 3/4"  
 Pieces/Ctn.: 24  
 Lin. Ft. /Ctn.: 300  
 Cartons/Pallet: 35  
 lbs./Ctn.: ≤ 44

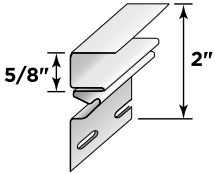
### 5/8" F-CHANNEL



**Product Code: 52502**

Finish: Matte  
 Length: 12' 6"  
 Channel: 5/8"  
 Pieces/Ctn.: 24  
 Lin. Ft. /Ctn.: 300  
 Cartons/Pallet: 35  
 lbs./Ctn.: ≤ 39

### DELUXE F-CHANNEL



**Product Code: 52503**

Finish: Matte  
 Length: 12' 6"  
 Channel: 5/8"  
 Pieces/Ctn.: 24  
 Lin. Ft. /Ctn.: 300  
 Cartons/Pallet: 32  
 lbs./Ctn.: ≤ 39

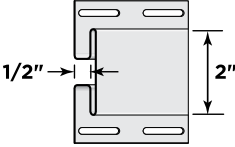
For use as soffit receiver and to receive Cornice Molding

	<b>Product Code</b>	<b>52506</b> 3/4" F-Channel	<b>52502</b> 5/8" F-Channel	<b>52503</b> Deluxe F-Channel	
	No Color			●	
COLOR	Colonial White (01)	●	●		
	Desert Tan (07)		●		
	Natural Clay (60)		●		
	Sandstone Beige (15)		●		
	Savannah Wicker (59)		●		
	Snow (31)		●		
PREM	Black (54)		●		
	Musket Brown (49)		●		

# Soffit Trim (continued)

# Vinyl Carpentry® Accessories

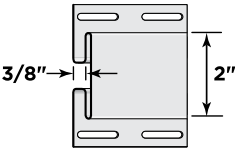
### 1/2" H-BAR



**Product Code: 52504**  
 Finish: Matte  
 Length: 12' 6"  
 Channel: 1/2"  
 Pieces/Ctn.: 10  
 Lin. Ft. /Ctn.: 125  
 Cartons/Pallet: 39  
 lbs./Ctn.: ≤ 29

For use with most soffits and vertical siding

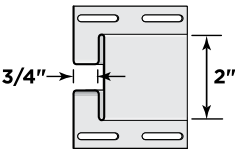
### 3/8" H-BAR



**Product Code: 52505**  
 Finish: Matte  
 Length: 12' 6"  
 Channel: 3/8"  
 Pieces/Ctn.: 10  
 Lin. Ft. /Ctn.: 125  
 Cartons/Pallet: 53  
 lbs./Ctn.: ≤ 28

For use with Beaded Soffit

### 3/4" H-BAR



**Product Code: 52507**  
 Finish: Matte  
 Length: 12' 6"  
 Channel: 3/4"  
 Pieces/Ctn.: 10  
 Lin. Ft. /Ctn.: 125  
 Cartons/Pallet: 42  
 lbs./Ctn.: ≤ 32

For use with Reverse Board & Batten, Perimeter & Triple 3-1/3 InvisiVent & solid soffit.  
 Can also be used with Monogram & Restoration Classic in horizontal applications.

	Product Code	52504 1/2" H-Bar	52505 3/8" H-Bar	52507 3/4" H-Bar	
	No Color				
	Colonial White (01)	●	●	●	
COLOR	Autumn Red (23)			●	
	Charcoal Gray (46)			●	
	Granite Gray (34)			●	
	Midnight Blue (45)			●	
	Natural Clay (60)			●	
	Pacific Blue (27)			●	
	Sable Brown (29)			●	
	Savannah Wicker (59)			●	
	Sterling Gray (33)			●	

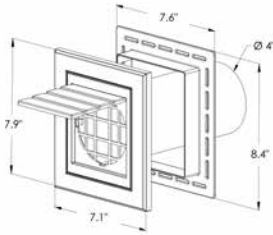
# Mounting Blocks

## Siding & Accessories

# Vinyl Siding Products



### DRYER VENT

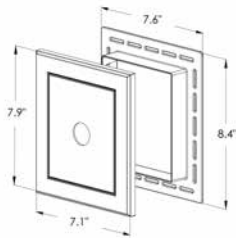


**Product Code: 56501**  
 Finish: Woodgrain  
 Overall Width: 7.6"  
 Overall Height: 8.4"  
 Overall Depth: 1.4"  
 Pieces/Ctn.: 5  
 Cartons/Pallet: 200  
 lbs./Ctn.: ≤ 2.57

\* Metal vent tube attachment available as a separate sku (#56510)



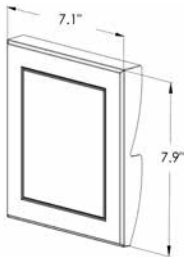
### UNIVERSAL BLOCK



**Product Code: 56502**  
 Finish: Woodgrain  
 Overall Width: 7.6"  
 Overall Height: 8.4"  
 Overall Depth: 1.4"  
 Pieces/Ctn.: 10  
 Cartons/Pallet: 144  
 lbs./Ctn.: ≤ 4.66



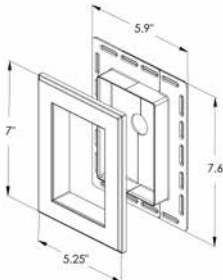
### SURFACE MOUNT BLOCK



**Product Code: 56503**  
 Finish: Woodgrain  
 Overall Width: 7.1"  
 Overall Height: 7.9"  
 Overall Depth: 1.2"  
 Pieces/Ctn.: 10  
 Cartons/Pallet: 200  
 lbs./Ctn.: ≤ 2.51



### RECESSED SPLIT



**Product Code: 56504**  
 Finish: Woodgrain  
 Overall Width: 5.9"  
 Overall Height: 7.6"  
 Overall Depth: 1.4"  
 Pieces/Ctn.: 10  
 Cartons/Pallet: 150  
 lbs./Ctn.: ≤ 3.77

Product Code	56501 Dryer Vent (Woodgrain)	56502 Universal Block (Woodgrain)	56503 Surface Mount Block (Woodgrain)	56504 Recessed Split (Woodgrain)
Arbor Blend Solid* (57)	●/+	●/+	●/+	●/+
Autumn Red (23)	●	●	●	●
Autumn Yellow (10)	●	●	●	●
Brownstone (40)	●	●	●	●
Buckskin (41)	●	●	●	●
Castle Stone (37)	●	●	●	●
Cedar Blend Solid* (48)	●/+	●/+	●/+	●/+
Charcoal Gray (46)	●	●	●	●
Colonial White (01)	●	●	●	●
Cypress (42)	●	●	●	●
Deep Mineral (22)	☆	☆	☆	☆
Desert Tan (07)	●	●	●	●
Espresso (43)	●	●	●	●
Flagstone (97)	●	●	●	●
Forest (47)	●	●	●	●
Frontier Blend Solid* (51)	●/+	●/+	●/+	●/+
Granite Gray (34)	●	●	●	●
Graystone (61)	☆	☆	☆	☆
Hearthstone (19)	●	●	●	●
Heritage Cream (11)	●	●	●	●
Herringbone (04)	●	●	●	●
Light Maple (55)	●	●	●	●
Melrose (39)	●	●	●	●
Midnight Blue (45)	●	●	●	●
Mountain Cedar (17)	●	●	●	●
Natural Clay (60)	●	●	●	●
Olive Grove (84)	●	●	●	●
Oxford Blue (32)	●	●	●	●
Pacific Blue (27)	●	●	●	●
Sable Brown (29)	●	●	●	●
Sandstone Beige (15)	●	●	●	●
Savannah Wicker (59)	●	●	●	●
Seagrass (30)	●	●	●	●
Slate (44)	●	●	●	●
Smoky Gray (83)	●	●	●	●
Snow (31)	●	●	●	●
Sparrow (58)	☆	☆	☆	☆
Spruce (16)	●	●	●	●
Sterling Gray (33)	●	●	●	●
Wedgewood Blue (89)	●	●	●	●
Weathered Wood (90)	●	●	●	●
Tuxedo (56)	●	●	●	●

✚ SOLID COLOR

☆ COMING SOON

\* Solid color accessory:

Arbor Blend Solid use with Arbor Blend panels,  
 Cedar Blend Solid use with Cedar Blend panels and  
 Frontier Blend Solid use with Frontier Blend panels

### Recommended accessory colors for Monogram Blends

The following colors are the best comparable trim options:

Natural Blend = Buckskin, Cedar Blend = Cedar Blend Solid,

Driftwood Blend = Granite Gray or Charcoal Gray,

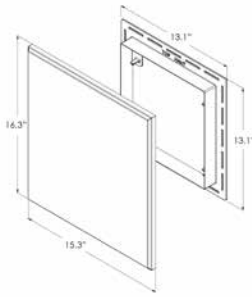
Rustic Blend = Sable Brown, Weathered Blend = Weathered Wood

# Mounting Blocks

## Siding & Accessories

## Vinyl Siding Products

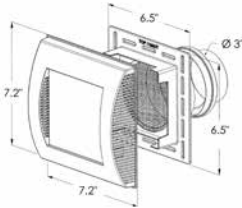
### METER BASE



**Product Code: 56505**  
 Finish: Woodgrain  
 Overall Width: 15.3"  
 Overall Height: 16.4"  
 Overall Depth: 1.4"  
 Pieces/Ctn.: 5  
 Cartons/Pallet: 75  
 lbs./Ctn.: ≤ 8.28

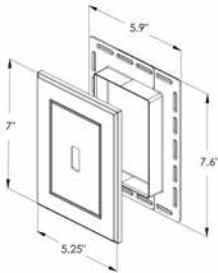
Product Code	56505 Meter Base (Woodgrain)	56506 Intake Exhaust (Woodgrain)	56507 Mini Block (Woodgrain)	56508 Jumbo Block (Woodgrain)	56509 Electric Box (Matte)
No Color					●
Colonial White (01)	●	●	●	●	

### INTAKE EXHAUST



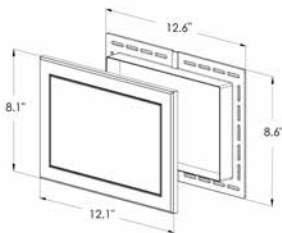
**Product Code: 56506**  
 Finish: Woodgrain  
 Overall Width: 7.2"  
 Overall Height: 7.2"  
 Overall Depth: 5.3"  
 Pieces/Ctn.: 5  
 Cartons/Pallet: 126  
 lbs./Ctn.: ≤ 2.96

### MINI BLOCK



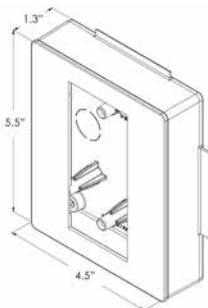
**Product Code: 56507**  
 Finish: Woodgrain  
 Overall Width: 5.9"  
 Overall Height: 7.6"  
 Overall Depth: 1.4"  
 Pieces/Ctn.: 10  
 Cartons/Pallet: 150  
 lbs./Ctn.: ≤ 3.77

### JUMBO BLOCK



**Product Code: 56508**  
 Finish: Woodgrain  
 Overall Width: 12.6"  
 Overall Height: 8.6"  
 Overall Depth: 1.4"  
 Pieces/Ctn.: 5  
 Cartons/Pallet: 144  
 lbs./Ctn.: ≤ 3.87

### ELECTRIC BOX\*



**Product Code: 56509**  
 Finish: Matte  
 Overall Width: 4.5"  
 Overall Height: 5.5"  
 Overall Depth: 1.3"  
 Pieces/Ctn.: 10  
 Cartons/Pallet: 225  
 lbs./Ctn.: ≤ 3.88

\* Electric box used in conjunction with Universal Block part.  
 ≤ Heaviest weight listed - varies by color.

# Aluminum Soffit

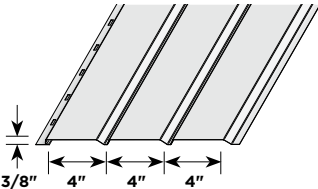
## Soffit & Accessories

# Aluminum Soffit Products



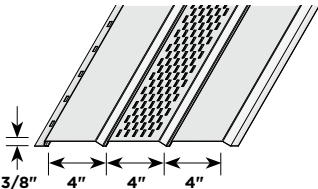
### ALUMINUM TRIPLE 4" SOLID SOFFIT, STANDARD

**Product Code: AL1020**  
 Finish: Smooth  
 Length: 12'  
 Thickness: 0.016"  
 Exposure: 12"  
 Projection: 3/8"  
 Panels/Ctn.: 16  
 Lin. Ft./Ctn.: 192'  
 lbs./Ctn.: 50



### ALUMINUM TRIPLE 4" CENTER VENTED SOFFIT, STANDARD

**Product Code: AL1021**  
 Finish: Smooth  
 Length: 12'  
 Thickness: 0.016"  
 Exposure: 12"  
 Projection: 3/8"  
 Panels/Ctn.: 16  
 Lin. Ft./Ctn.: 192'  
 lbs./Ctn.: 50

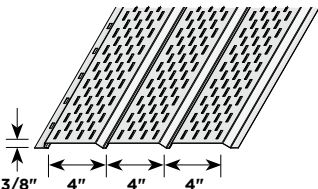


Ventilation (NFA/Sq. Ft.: 1.470")



### ALUMINUM TRIPLE 4" FULLY VENTED SOFFIT, STANDARD

**Product Code: AL1022**  
 Finish: Smooth  
 Length: 12'  
 Thickness: 0.016"  
 Exposure: 12"  
 Projection: 3/8"  
 Panels/Ctn.: 16  
 Lin. Ft./Ctn.: 192'  
 lbs./Ctn.: 50

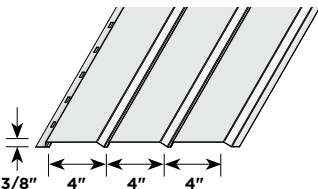


Ventilation (NFA/Sq. Ft.: 4.409")



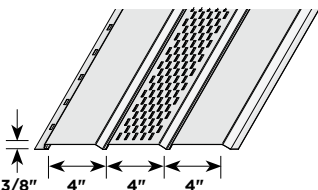
### ALUMINUM TRIPLE 4" SOLID SOFFIT, PREMIUM

**Product Code: AL1023**  
 Finish: Smooth  
 Length: 12'  
 Thickness: 0.019"  
 Exposure: 12"  
 Projection: 3/8"  
 Panels/Ctn.: 16  
 Lin. Ft./Ctn.: 192'  
 lbs./Ctn.: TBD



### ALUMINUM TRIPLE 4" CENTER VENTED SOFFIT, PREMIUM

**Product Code: AL1024**  
 Finish: Smooth  
 Length: 12'  
 Thickness: 0.019"  
 Exposure: 12"  
 Projection: 3/8"  
 Panels/Ctn.: 16  
 Lin. Ft./Ctn.: 192'  
 lbs./Ctn.: TBD



Ventilation (NFA/Sq. Ft.: 1.470")

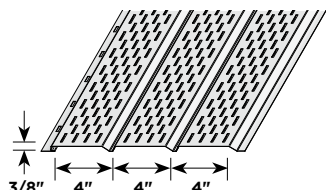
Product Code	AL1020	AL1021	AL1022	AL1023	AL1024	AL1025
	Aluminum Triple 4" Solid Soffit Standard (Smooth)	Aluminum Triple 4" Center Vented Soffit Standard (Smooth)	Aluminum Triple 4" Fully Vented Soffit Standard (Smooth)	Aluminum Triple 4" Solid Soffit Premium (Smooth)	Aluminum Triple 4" Center Vented Soffit Premium (Smooth)	Aluminum Triple 4" Fully Vented Soffit Premium (Smooth)
COLOR	Colonial White (001)	☆	☆	☆	☆	☆
	Black LG (054)	☆	☆	☆	☆	☆
	Musket Brown (049)	☆	☆	☆	☆	☆
	Natural Clay (060)	☆	☆	☆	☆	☆
	Wolf White (191)	☆	☆	☆	☆	☆

☆COMING SOON



### ALUMINUM TRIPLE 4" FULLY VENTED SOFFIT, PREMIUM

**Product Code: AL1025**  
 Finish: Smooth  
 Length: 12'  
 Thickness: 0.019"  
 Exposure: 12"  
 Projection: 3/8"  
 Panels/Ctn.: 16  
 Lin. Ft./Ctn.: 192'  
 lbs./Ctn.: TBD



Ventilation (NFA/Sq. Ft.: 4.409")



# Aluminum Soffit

## Soffit & Accessories

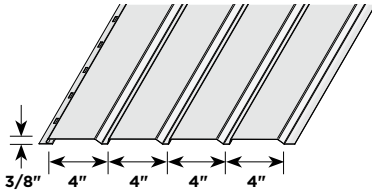
# Aluminum Soffit Products



### ALUMINUM QUAD 4" SOLID SOFFIT, STANDARD

**Product Code: AL1030**

Finish: Smooth  
 Length: 12'  
 Thickness: 0.016"  
 Exposure: 16"  
 Projection: 3/8"  
 Panels/Ctn.: 12  
 Lin. Ft./Ctn.: 144'  
 lbs./Ctn.: 40



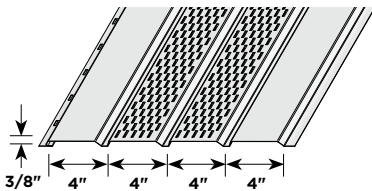
Product Code	AL1030	AL1031	AL1032	AL1033	AL1034	AL1035
	Aluminum Quad 4" Solid Soffit Standard (Smooth)	Aluminum Quad 4" Center Vented Soffit Standard (Smooth)	Aluminum Quad 4" Fully Vented Soffit Standard (Smooth)	Aluminum Quad 4" Solid Soffit Premium (Smooth)	Aluminum Quad 4" Center Vented Soffit Premium (Smooth)	Aluminum Quad 4" Fully Vented Soffit Premium (Smooth)
COLOR	Colonial White (001)	☆	☆	☆	☆	☆
	Black LG (054)	☆	☆	☆	☆	☆
	Musket Brown (049)	☆	☆	☆	☆	☆
	Natural Clay (060)	☆	☆	☆	☆	☆
	Wolf White (191)	☆	☆	☆	☆	☆



### ALUMINUM QUAD 4" CENTER VENTED SOFFIT, STANDARD

**Product Code: AL1031**

Finish: Smooth  
 Length: 12'  
 Thickness: 0.016"  
 Exposure: 16"  
 Projection: 3/8"  
 Panels/Ctn.: 12  
 Lin. Ft./Ctn.: 144'  
 lbs./Ctn.: 40



☆COMING SOON

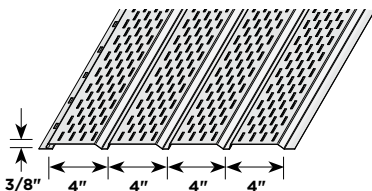
Ventilation (NFA/Sq. Ft.: 5.759")



### ALUMINUM QUAD 4" FULLY VENTED SOFFIT, STANDARD

**Product Code: AL1032**

Finish: Smooth  
 Length: 12'  
 Thickness: 0.016"  
 Exposure: 16"  
 Projection: 3/8"  
 Panels/Ctn.: 12  
 Lin. Ft./Ctn.: 144'  
 lbs./Ctn.: 40



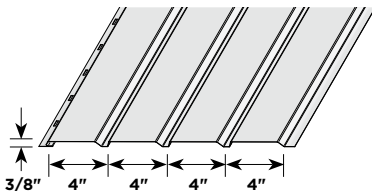
Ventilation (NFA/Sq. Ft.: 11.519")



### ALUMINUM QUAD 4" SOLID SOFFIT, PREMIUM

**Product Code: AL1033**

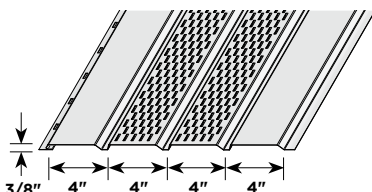
Finish: Smooth  
 Length: 12'  
 Thickness: 0.019"  
 Exposure: 16"  
 Projection: 3/8"  
 Panels/Ctn.: 12  
 Lin. Ft./Ctn.: 144'  
 lbs./Ctn.: TBD



### ALUMINUM QUAD 4" CENTER VENTED SOFFIT, PREMIUM

**Product Code: AL1034**

Finish: Smooth  
 Length: 12'  
 Thickness: 0.019"  
 Exposure: 16"  
 Projection: 3/8"  
 Panels/Ctn.: 12  
 Lin. Ft./Ctn.: 144'  
 lbs./Ctn.: TBD



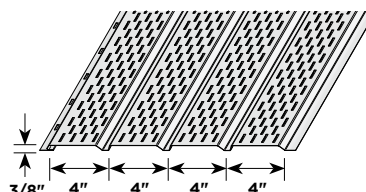
Ventilation (NFA/Sq. Ft.: 5.759")



### ALUMINUM QUAD 4" FULLY VENTED SOFFIT, PREMIUM

**Product Code: AL1035**

Finish: Smooth  
 Length: 12'  
 Thickness: 0.019"  
 Exposure: 16"  
 Projection: 3/8"  
 Panels/Ctn.: 12  
 Lin. Ft./Ctn.: 144'  
 lbs./Ctn.: TBD



Ventilation (NFA/Sq. Ft.: 11.519")

Product availability varies by region.

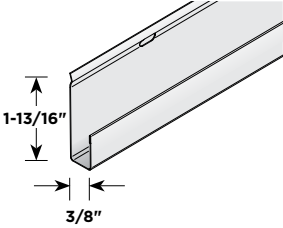
# Aluminum Soffit

## Soffit & Accessories

# Aluminum Soffit Products



### ALUMINUM 3/8" J-CHANNEL

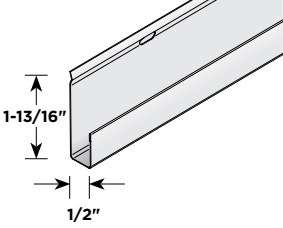


**Product Code: AL1040**  
 Finish: Smooth  
 Length: 12'  
 Channel/  
 Pocket Height: 3/8"  
 Back Height: 1/2"  
 Pieces/Ctn.: 50  
 Lin. Ft./Ctn.: 600'  
 lbs./Ctn.: 35

Product Code	AL1040 Aluminum 3/8" J-Channel (Smooth)	AL1042 Aluminum 1/2" J-Channel (Smooth)	AL1043 Aluminum 3/8" F-Channel (Smooth)	AL1044 Aluminum 9/16" F-Channel (Smooth) I	
Colonial White (001)	☆	☆	☆	☆	
Black LG (054)	☆	☆	☆	☆	
Musket Brown (049)	☆	☆	☆	☆	
Natural Clay (060)	☆	☆	☆	☆	
Wolf White (191)	☆	☆	☆	☆	



### ALUMINUM 1/2" J-CHANNEL

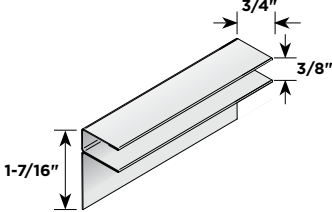


**Product Code: AL1042**  
 Finish: Smooth  
 Length: 12'  
 Channel/  
 Pocket Height: 1/2"  
 Back Height: 5/8"  
 Pieces/Ctn.: 50  
 Lin. Ft./Ctn.: 600'  
 lbs./Ctn.: 34

☆COMING SOON



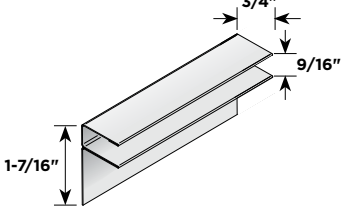
### ALUMINUM 3/8" F-CHANNEL



**Product Code: AL1043**  
 Finish: Smooth  
 Length: 12'  
 Channel: 3/8"  
 Pieces/Ctn.: 50  
 Lin. Ft./Ctn.: 600'  
 lbs./Ctn.: 30



### ALUMINUM 9/16" F-CHANNEL



**Product Code: AL1044**  
 Finish: Smooth  
 Length: 12'  
 Channel: 9/16"  
 Pieces/Ctn.: 40  
 Lin. Ft./Ctn.: 480'  
 lbs./Ctn.: 30

# Aluminum Soffit

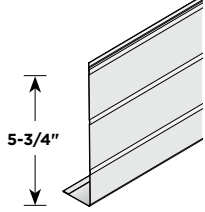
## Soffit & Accessories

# Aluminum Soffit Products

COMING SOON!

### ALUMINUM 6" RIBBED FASCIA

**Product Code: AL1050**  
 Finish: Smooth  
 Length: 12'  
 Height: 5-3/4"  
 Pieces/Ctn.: 24  
 Lin. Ft./Ctn.: 288'  
 lbs./Ctn.: 48

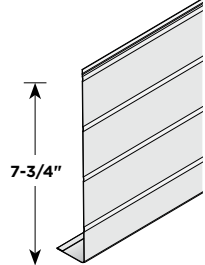


Product Code	AL1050 Aluminum 6" Ribbed Fascia (Smooth)	AL1052 Aluminum 8" Ribbed Fascia (Smooth)	AL1060 Aluminum Drip Edge T 1-1/2" (Smooth)	AL1061 Aluminum Drip Edge T 2" (Smooth)	
COLOR					
	Black LG (054)	☆	☆	☆	☆
	Colonial White (001)	☆	☆	☆	☆
	Musket Brown (049)	☆	☆	☆	☆
	Natural Clay (060)	☆	☆	☆	☆
	Wolf White (191)	☆	☆	☆	☆

COMING SOON!

### ALUMINUM 8" RIBBED FASCIA

**Product Code: AL1052**  
 Finish: Smooth  
 Length: 12'  
 Height: 7-3/4"  
 Pieces/Ctn.: 24  
 Lin. Ft./Ctn.: 288'  
 lbs./Ctn.: 57

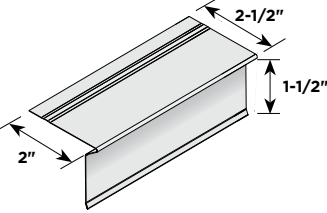


☆COMING SOON

COMING SOON!

### ALUMINUM DRIP EDGE T 1-1/2"

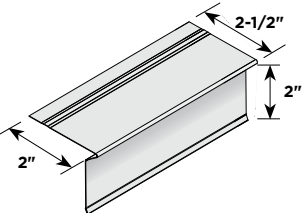
**Product Code: AL1060**  
 Finish: Smooth  
 Length: 10'  
 Height: 1-1/2"  
 Pieces/Ctn.: 25  
 Lin. Ft./Ctn.: 250'  
 lbs./Ctn.: 20



COMING SOON!

### ALUMINUM DRIP EDGE T 2"

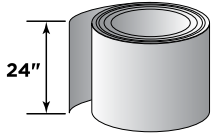
**Product Code: AL1061**  
 Finish: Smooth  
 Length: 10'  
 Height: 2"  
 Pieces/Ctn.: 25  
 Lin. Ft./Ctn.: 250'  
 lbs./Ctn.: 23



# Aluminum Soffit

## Soffit & Accessories

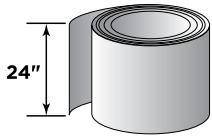
### TRIM COIL PVC COATED



PVC coated one side only  
Do not use trim coil over treated lumber.

**Product Code: 56901**  
Finish: Striated  
Length: 50'  
Thickness: 0.019"  
Width: 24"  
Rolls/Ctn.: 1  
Lin. Ft. Ctn.: 50'  
Cartons/Pallet: 32  
lbs./Ctn.: 25

**COMING SOON!**  
**TRIM COIL  
POLY SMOOTH  
PAINTED**



Selected color coated on one side only. Backside coated Wolf White.  
Product availability varies by region.  
Do not use trim coil over treated lumber.

**Product Code: AL1001**  
Finish: Smooth  
Length: 50'  
Thickness: 0.019"  
Width: 24"  
Rolls/Ctn.: 1  
Lin. Ft. Ctn.: 50'  
lbs./Ctn.: 28

## Aluminum Soffit Products

	Product Code	56901 Trim Coil PVC Coated (Striated)	AL1001 Trim Coil Poly Coated (Smooth)	
	Colonial White (01)	●	(001) ☆	
	Autumn Red (23)	●		
	Autumn Yellow (10)	●		
	Black LG (054)		(054) ☆	
	Brownstone (40)	●		
	Buckskin (41)	●		
	Castle Stone (37)	●		
	Cedar Blend Solid* (048)	+		
	Charcoal Gray (46)	●	(046) ☆	
	Cypress (42)	●		
	Desert Tan (07)	●	(007) ☆	
	Espresso (43)	●		
	Flagstone (97)	●		
	Forest (47)	●		
	Granite Gray (34)	●		
	Hearthstone (19)	●		
	Heritage Cream (11)	●		
	Herringbone (04)	●	(004) ☆	
	Light Maple (55)	●		
	Melrose (39)	●		
	Midnight Blue (45)	●		
	Mountain Cedar (17)	●		
	Musket Brown (049)		(049) ☆	
	Natural Clay (60)	●	(060) ☆	
	Olive Grove (84)	●		
	Oxford Blue (32)	●		
	Pacific Blue (27)	●		
	Sable Brown (29)	●		
	Sandstone Beige (15)	●	(015) ☆	
	Savannah Wicker (59)	●	(059) ☆	
	Seagrass (30)	●		
	Slate (44)	●		
	Smoky Gray (83)	●		
	Snow (31)	●	(031) ☆	
	Spruce (16)	●		
	Sterling Gray (33)	●	(033) ☆	
	Tuxedo (056)		(056) ☆	
	Weathered Wood (90)	●		
	Wedgewood Blue (89)	●		
	Wolf White (191)		(191) ☆	
PREM	Black (54)	●		
	Musket Brown (49)	●		

+ SOLID COLOR

☆ COMING SOON

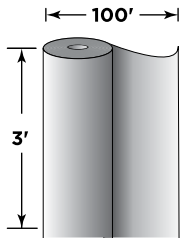
\* Solid color accessory:  
Cedar Blend Solid use with Cedar Blend panels

# CertaWrap™ Premium

Weather Resistant Barrier

## House Wrap

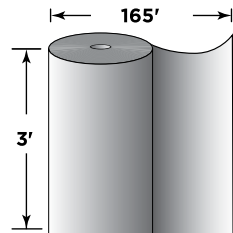
### PREMIUM 3' x 100' ROLL



**Product Code: 69230**  
 Finish: No Finish  
 Length: 100'  
 Width: 3'  
 Thickness: 12.9 mils  
 Rolls/Pallet: 144  
 Sq. Ft./Roll: 300  
 lbs./Roll: ≤ 7  
 lbs./Pallet: ≤ 1,008

(sold per pallet - 144 rolls per pallet)

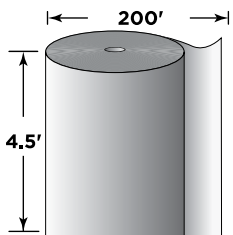
### PREMIUM 3' x 165' ROLL



**Product Code: 69236**  
 Finish: No Finish  
 Length: 165'  
 Width: 3'  
 Thickness: 12.9 mils  
 Rolls/Pallet: 96  
 Sq. Ft./Roll: 495  
 lbs./Roll: ≤ 12  
 lbs./Pallet: ≤ 1,152

(sold per pallet - 96 rolls per pallet)

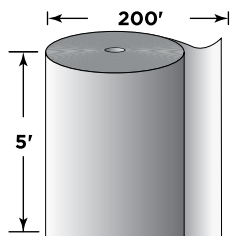
### PREMIUM 4.5' x 200' ROLL



**Product Code: 69231**  
 Finish: No Finish  
 Length: 200'  
 Width: 4.5'  
 Thickness: 12.9 mils  
 Rolls/Pallet: 32  
 Sq. Ft./Roll: 900  
 lbs./Roll: ≤ 20  
 lbs./Pallet: ≤ 640

(sold per pallet - 32 rolls per pallet)

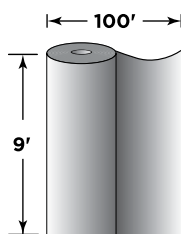
### PREMIUM 5' x 200' ROLL



**Product Code: 69237**  
 Finish: No Finish  
 Length: 200'  
 Width: 5'  
 Thickness: 12.9 mils  
 Rolls/Pallet: 32  
 Sq. Ft./Roll: 1,000  
 lbs./Roll: ≤ 22  
 lbs./Pallet: ≤ 704

(sold per pallet - 32 rolls per pallet)

### PREMIUM 9' x 100' ROLL



**ASK ABOUT  
CO-BRANDING!**

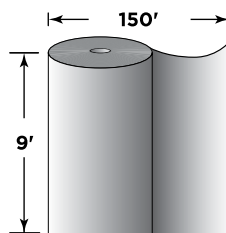
**Product Code: 69232**  
 Finish: No Finish  
 Length: 100'  
 Width: 9'  
 Thickness: 12.9 mils  
 Rolls/Pallet: 40  
 Sq. Ft./Roll: 900  
 lbs./Roll: ≤ 21  
 lbs./Pallet: ≤ 840

(sold per pallet - 40 rolls per pallet)

**9' x 100' is also available in a co-brand option.  
(3 pallet order minimum - 120 roll minimum)**

Product Code	69230 Premium 3' x 100' Roll	69236 Premium 3' x 165' Roll	69231 Premium 4.5' x 200' Roll	69237 Premium 5' x 200' Roll	69232 Premium 9' x 100' Roll	69233 Premium 9' x 150' Roll	69241 Standard 9' x 100' Roll
White (62)	●	●	●	●	●	●	
No Color (00)							●

### PREMIUM 9' x 150' ROLL



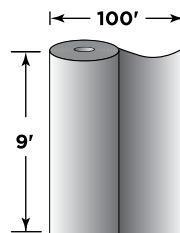
**Product Code: 69233**  
 Finish: No Finish  
 Length: 150'  
 Width: 9'  
 Thickness: 12.9 mils  
 Rolls/Pallet: 36  
 Sq. Ft./Roll: 1,350  
 lbs./Roll: ≤ 31  
 lbs./Pallet: ≤ 1,116

(sold per pallet - 36 rolls per pallet)

# CertaWrap™ Standard

Housewrap

### STANDARD 9' x 100' ROLL



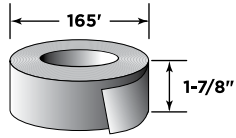
**Product Code: 69241**  
 Finish: No Finish  
 Length: 100'  
 Width: 9'  
 Thickness: 5.0 mils  
 Rolls/Pallet: 78  
 Sq. Ft./Roll: 900  
 lbs./Roll: ≤ 15  
 lbs./Pallet: ≤ 840

(sold per pallet - 78 rolls per pallet)

# CertaWrap™ Tape

## House Wrap

**CERTATAPE™**  
**CONSTRUCTION TAPE**  
**1-7/8" x 165' ROLL**



**Product Code: 69921**  
 Finish: No Finish  
 Length: 165'  
 Width: 1-7/8'  
 Rolls/Case: 24  
 lbs./Roll: 1 (approx.)  
 Cases/Pallet: 48  
 lbs./Ctn.: ≤ 18

<b>Product Code</b>	<b>69921</b> 1-7/8" x 165' Roll	
Sandstone Beige (15)	●	

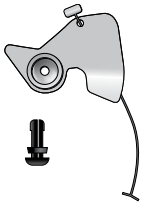
For use to seal overlaps, seams, and penetrations

# Tools

# Tools

**SHINGLE REPAIR KIT**

**Product Code: 57994**  
 Finish: No Finish  
 Kits/Ctn.: 24  
 Cartons/Pallet: 60  
 lbs./Ctn.: ≤ 3



**NOTE:**  
 6 repair clips per kit  
 24 kits per carton (144 clips per ctn.)  
 Each kit contains enough pieces (6)  
 to replace a single panel

Use one kit to repair one Double 7" Legacy Perfection Panel, Double 7" Staggered Perfection Panel, or all Rough-Split Panel Profiles

**MONOGRAM<sup>®</sup> ZIPPER TOOL**

**Product Code: 57999**  
 Finish: No Finish  
 Pieces/Ctn.: 1  
 Cartons/Pallet: 50  
 lbs./Ctn.: ≤ 1



Panel removal tool for Monogram siding only

<b>Product Code</b>	<b>57994</b> Shingle Repair Kit	<b>57999</b> Monogram Zipper Tool	
No Color (00)	●	●	

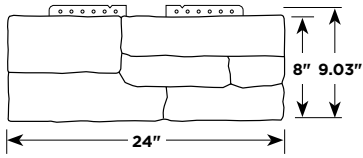


**NEW SHINGLE REPAIR KIT FOR DOUBLE 7" (30144) & SINGLE 7" (30137) PERFECTION PANELS, AND TRIPLE 5" (30144) SAWMILL PANELS**

# STONEfaçade® & Accessories

## Architectural Stone Cladding System

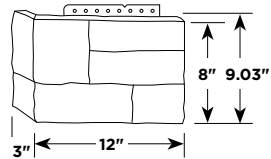
### STONEFAÇADE PANELS



**Product Code: 11000**  
 Width: 24"  
 Height: 8"  
 Panel Thickness: 1.15"-2.25"  
 Pkg. Wt.: 98 lbs.  
 Sq. Ft./Ctn.: 7.99  
 Pcs./Ctn.: 6  
 Lin. Ft./Ctn.: 12  
 Cartons/Pallet: 12

**Note:** Panels come in 3 different widths – 10", 14" and 24" (shown). All widths are randomly mixed within the cartons for installation ease. Number of pieces per carton will vary from 6 or 7 depending on whether or not you have a pre-mixed carton.

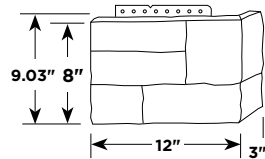
### STONEFAÇADE LEFT CORNERS



**Product Code: 11201**  
 Width: 9", 10-1/2", 12"  
 Height: 8"  
 Panel Thickness: 1.15"-2.25"  
 Pkg. Wt.: 56 lbs.  
 Sq. Ft./Ctn.: 4.5  
 Pcs./Ctn.: 6  
 Lin. Ft./Ctn.: 4  
 Cartons/Pallet: 15

**Note:** Corners are available in 3 sizes – 9", 10-1/2" and 12" (shown). A carton of corners contains 2 of each size for installation ease. Please refer to the STONEfaçade installation instructions for directions on corner usage.

### STONEFAÇADE RIGHT CORNERS



**Product Code: 11202**  
 Width: 9", 10-1/2", 12"  
 Height: 8"  
 Panel Thickness: 1.15"-2.25"  
 Pkg. Wt.: 56 lbs.  
 Sq. Ft./Ctn.: 4.5  
 Pcs./Ctn.: 6  
 Lin. Ft./Ctn.: 4  
 Cartons/Pallet: 15

**Note:** Corners are available in 3 sizes – 9", 10-1/2" and 12" (shown). A carton of corners contains 2 of each size for installation ease. Please refer to the STONEfaçade installation instructions for directions on corner usage.

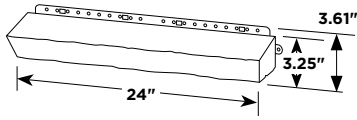
Product Code	11000 Ledgestone Panels	11201 Ledgestone Left corners	11202 Ledgestone Right Corners	
No Color (00)				
Harbor Sunset (501)	●	●	●	
Pocono Autumn (502)	●	●	●	
Adirondack Snowfall (503)	●	●	●	



# STONEfaçade® & Accessories

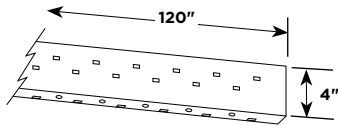
## Architectural Stone Cladding System

### SILLS



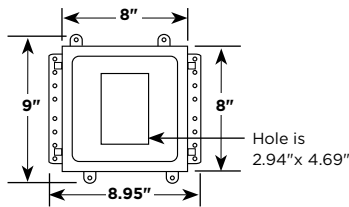
**Product Code: 11001**  
 Width: 24"  
 Height: 3.25"  
 Pkg. Wt.: 71 lbs.  
 Pcs./Ctn.: 5  
 Lin. Ft./Ctn.: 10  
 Cartons/Pallet: 15

### STARTER STRIP



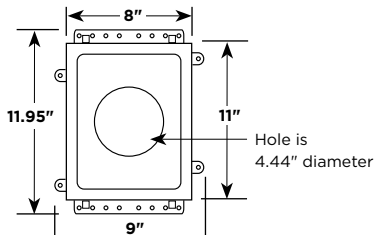
**Product Code: 11301000**  
 Width: 120"  
 Height: 4"  
 Pkg. Wt.: 100 lbs.  
 Pcs./Ctn.: 25  
 Lin. Ft./Ctn.: 250  
 Cartons/Pallet: 35

### SINGLE COURSE ELECTRICAL BOX



**Product Code: 11304**  
 Width: 8"  
 Height: 8"  
 Panel Thickness: 1.15"-2.25"  
 Pkg. Wt.: 55 lbs.  
 Pcs./Ctn.: 12  
 Cartons/Pallet: 15

### SINGLE COURSE LIGHT BOX



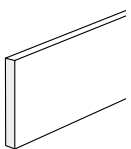
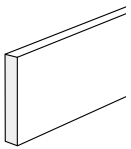
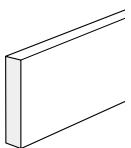
**Product Code: 11404**  
 Width: 8"  
 Height: 11"  
 Panel Thickness: 1.15"-2.25"  
 Pkg. Wt.: 51 lbs.  
 Pcs./Ctn.: 8  
 Cartons/Pallet: 15

	Product Code	11001 Sills	11301000 Starter Strip	11304 Single Course Electrical Box	11404 Single Course Light Box
COLOR	No Color (00)		●		
	Brown (505)	*		*	*
	Dark Gray (506)	*		*	*

\*Sill, Single Course Electrical and Single Course Light Boxes color match for LedgeStone Panels:

Harbor Sunset = Brown  
 Pocono Autumn = Brown  
 Adirondack Snowfall = Dark Gray

### Trimboards

Smooth/Smooth, Natural White			FULL UNIT			HALF UNIT		
Nominal	Actual	Order Number*	PCS/UNIT	LF/UNIT	Weight** lbs/UNIT	PCS/UNIT	LF/UNIT	Weight** lbs/UNIT
 5/8 in.	5/8 in. x 6 in. x 18 ft.	11040618005F	160	2,880	2,791	—	—	—
	5/8 in. x 10 in. x 18 ft.	11041018005F	100	1,800	2,925	—	—	—
 3/4 in.	1 in. x 3 in. x 18 ft.	11050318005F	288	5,184	2,728	—	—	—
	1 in. x 4 in. x 18 ft.	11050418005	260	4,680	3,531	104	1,872	1,538
	1 in. x 5 in. x 18 ft.	11050518005F	200	3,600	3,494	—	—	—
	1 in. x 6 in. x 18 ft.	11050618005	160	2,880	3,425	64	1,152	1,656
	1 in. x 8 in. x 18 ft.	11050818005	108	1,944	3,101	48	864	1,655
	1 in. x 10 in. x 18 ft.	11051018005	90	1,620	3,265	40	720	1,737
	1 in. x 12 in. x 18 ft.	11051218005	72	1,296	3,191	32	576	1,700
	1 in. x 16 in. x 18 ft.	11051618005	54	972	3,611	24	432	1,721
 1 in.	5/4 in. x 4 in. x 18 ft.	11060418005	208	3,744	3,863	104	1,872	2,036
	5/4 in. x 5 in. x 18 ft.	11060518005F	160	2,880	3,029	—	—	—
	5/4 in. x 6 in. x 18 ft.	11060618005	128	2,304	3,659	64	1,152	1,934
	5/4 in. x 8 in. x 18 ft.	11060818005	96	1,728	3,622	48	864	1,916
	5/4 in. x 10 in. x 18 ft.	11061018005	80	1,440	3,829	40	720	2,019
	5/4 in. x 12 in. x 18 ft.	11061218005	64	1,152	3,734	32	576	1,972
	5/4 in. x 16 in. x 18 ft.	11061618005H	—	—	—	24	432	2,041

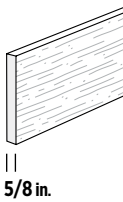
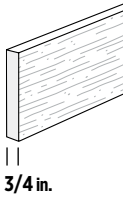
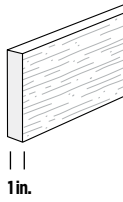
**Bending:** The ability to bend trimboards and profiles varies greatly based on board thickness and width, profile shape, bend radius, and heat source type. CertainTeed recommends reviewing our installation instructions or using a professional PVC bending resource.

**Special Order Program:** CertainTeed has the ability to manufacture products in different lengths and widths that are not shown in this Specification Guide. We would be glad to discuss opportunities. Please contact your CertainTeed Territory Manager for product guidelines, minimum quantities and pricing.

\*To order full units, add F to the end of the order number. To order a half unit, add H to the end of the order number, where applicable.

\*\*Weights include pallet.

### Trimboards

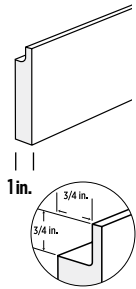
TrueTexture® Woodgrain/Smooth, Natural White			FULL UNIT			HALF UNIT		
Nominal	Actual	Order Number*	PCS/UNIT	LF/UNIT	Weight** lbs/UNIT	PCS/UNIT	LF/UNIT	Weight** lbs/UNIT
 5/8 in. x 6 in. x 18 ft.	5/8 in. x 5-1/2 in. x 18 ft.	12040618005F	160	2,880	2,791	—	—	—
5/8 in. x 8 in. x 18 ft.	5/8 in. x 7-1/4 in. x 18 ft.	12040818005F	120	2,160	2,765	—	—	—
5/8 in. x 10 in. x 18 ft.	5/8 in. x 9-1/4 in. x 18 ft.	12041018005F	100	1,800	2,925	—	—	—
5/8 in. x 12 in. x 18 ft.	5/8 in. x 11-1/4 in. x 18 ft.	12041218005F	80	1,440	2,851	—	—	—
1 in. x 4 in. x 12 ft.	3/4 in. x 3-1/2 in. x 12 ft.	12050412005F	260	3,120	2,341	—	—	—
1 in. x 6 in. x 12 ft.	3/4 in. x 5-1/2 in. x 12 ft.	12050612005F	160	1,920	2,268	—	—	—
1 in. x 8 in. x 12 ft.	3/4 in. x 7-1/4 in. x 12 ft.	12050812005F	108	1,296	2,132	—	—	—
1 in. x 10 in. x 12 ft.	3/4 in. x 9-1/4 in. x 12 ft.	12051012005F	90	1,080	2,169	—	—	—
1 in. x 12 in. x 12 ft.	3/4 in. x 11-1/4 in. x 12 ft.	12051212005F	72	864	2,119	—	—	—
 3/4 in. x 4 in. x 18 ft.	3/4 in. x 3-1/2 in. x 18 ft.	12050418005	260	4,680	3,531	104	1,872	1,538
1 in. x 5 in. x 18 ft.	3/4 in. x 4-1/2 in. x 18 ft.	12050518005F	200	3,600	3,535	—	—	—
1 in. x 6 in. x 18 ft.	3/4 in. x 5-1/2 in. x 18 ft.	12050618005	160	2,880	3,425	64	1,152	1,514
1 in. x 8 in. x 18 ft.	3/4 in. x 7-1/4 in. x 18 ft.	12050818005	108	1,944	3,101	48	864	1,655
1 in. x 10 in. x 18 ft.	3/4 in. x 9-1/4 in. x 18 ft.	12051018005	90	1,620	3,265	40	720	1,737
1 in. x 12 in. x 18 ft.	3/4 in. x 11-1/4 in. x 18 ft.	12051218005	72	1,296	3,191	32	576	1,700
1 in. x 16 in. x 18 ft.	3/4 in. x 15-1/4 in. x 18 ft.	12051618005	54	972	3,611	24	432	1,721
5/4 in. x 4 in. x 12 ft.	1 in. x 3-1/2 in. x 12 ft.	12060412005F	208	2,496	2,574	—	—	—
5/4 in. x 6 in. x 12 ft.	1 in. x 5-1/2 in. x 12 ft.	12060612005F	128	1,536	2,439	—	—	—
5/4 in. x 8 in. x 12 ft.	1 in. x 7-1/4 in. x 12 ft.	12060812005F	96	1,152	2,415	—	—	—
5/4 in. x 10 in. x 12 ft.	1 in. x 9-1/4 in. x 12 ft.	12061012005F	80	960	2,553	—	—	—
5/4 in. x 12 in. x 12 ft.	1 in. x 11-1/4 in. x 12 ft.	12061212005F	64	768	2,489	—	—	—
 1 in. x 4 in. x 18 ft.	1 in. x 3-1/2 in. x 18 ft.	12060418005	208	3,744	3,861	104	1,872	2,036
5/4 in. x 5 in. x 18 ft.	1 in. x 4-1/2 in. x 18 ft.	12060518005F	160	2,880	3,029	—	—	—
5/4 in. x 6 in. x 18 ft.	1 in. x 5-1/2 in. x 18 ft.	12060618005	128	2,304	3,659	64	1,152	1,935
5/4 in. x 8 in. x 18 ft.	1 in. x 7-1/4 in. x 18 ft.	12060818005	96	1,728	3,622	48	864	1,916
5/4 in. x 10 in. x 18 ft.	1 in. x 9-1/4 in. x 18 ft.	12061018005	80	1,440	3,829	40	720	2,019
5/4 in. x 12 in. x 18 ft.	1 in. x 11-1/4 in. x 18 ft.	12061218005	64	1,152	3,734	32	576	1,972
5/4 in. x 16 in. x 18 ft.	1 in. x 15-1/4 in. x 18 ft.	12061618005H	—	—	—	24	432	2,041

\*To order full units, add F to the end of the order number. To order a half unit, add H to the end of the order number, where applicable.

\*\*Weights include pallet.

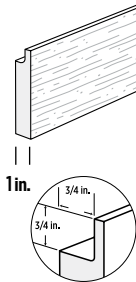
### Trimboards

J-Pocket Smooth, Natural White				FULL UNIT			HALF UNIT		
Nominal	Actual	Order Number*	PCS/UNIT	LF/UNIT	Weight** lbs/UNIT	PCS/UNIT	LF/UNIT	Weight** lbs/UNIT	
5/4 in. x 4 in. x 12 ft. J-Pocket	1 in. x 3-1/2 in. x 12 ft.	11160412005F	156	1,872	1,591	—	—	—	
5/4 in. x 6 in. x 12 ft. J-Pocket	1 in. x 5-1/2 in. x 12 ft.	11160612005F	96	1,152	1,344	—	—	—	
5/4 in. x 4 in. x 18 ft. J-Pocket	1 in. x 3-1/2 in. x 18 ft.	11160418005	156	2,808	2,400	104	1,872	1,663	
5/4 in. x 6 in. x 18 ft. J-Pocket	1 in. x 5-1/2 in. x 18 ft.	11160618005	96	1,728	2,028	64	1,152	1,411	



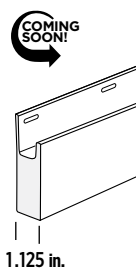
Built-in  
J-Pocket  
for siding

J-Pocket TrueTexture® Woodgrain, Natural White				FULL UNIT			HALF UNIT		
Nominal	Actual	Order Number*	PCS/UNIT	LF/UNIT	Weight** lbs/UNIT	PCS/UNIT	LF/UNIT	Weight** lbs/UNIT	
5/4 in. x 4 in. x 12 ft. J-Pocket	1 in. x 3-1/2 in. x 12 ft.	12160412005F	156	1,872	1,591	—	—	—	
5/4 in. x 6 in. x 12 ft. J-Pocket	1 in. x 5-1/2 in. x 12 ft.	12160612005F	96	1,152	1,344	—	—	—	
5/4 in. x 4 in. x 18 ft. J-Pocket	1 in. x 3-1/2 in. x 18 ft.	12160418005	156	2,808	2,400	104	1,872	1,663	
5/4 in. x 6 in. x 18 ft. J-Pocket	1 in. x 5-1/2 in. x 18 ft.	12160618005	96	1,728	2,028	64	1,152	1,411	




Built-in  
J-Pocket  
for siding

InvisiPro+™ Casing Smooth, Natural White				FULL UNIT		
Nominal	Actual	Order Number*	PCS/UNIT	LF/UNIT	Weight** lbs/UNIT	
5/4 in. x 4 in. x 16 ft.	1.125 in. x 3.5 in. x 16 ft.	12260416005F	162	2,592	2,365	



### Fiber Cement Skirtboards

TrueTexture® Woodgrain/Smooth, Natural White				FULL UNIT		
Nominal	Actual	Order Number*	PCS/UNIT	LF/UNIT	Weight** lbs/UNIT	
5/4 in. x 6 in. x 12 ft.	1 in. x 5-1/2 in. x 12 ft.	12360612005F	64	768	879	
5/4 in. x 8 in. x 12 ft.	1 in. x 7-1/4 in. x 12 ft.	12360812005F	48	576	1,018	

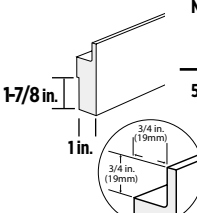


\*To order full units, add F to the end of the order number. To order a half unit, add H to the end of the order number, where applicable.

\*\*Weights include pallet.

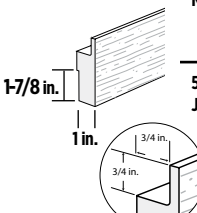
### Trimboards with Cut-Outs

J-Pocket Smooth, Natural White				FULL UNIT			HALF UNIT		
Nominal	Actual	Order Number*	PCS/UNIT	LF/UNIT	Weight** lbs/UNIT	PCS/UNIT	LF/UNIT	Weight** lbs/UNIT	
5/4 in. x 4 in. x 18 ft.	1 in. x 3-1/2 in. x 18 ft.	11165018005	156	2,808	2,556	104	1,872	1,900	



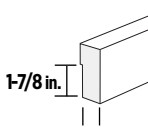
Built-in J-Pocket for siding and cut-out for Window Flange

J-Pocket TrueTexture™ Woodgrain, Natural White				FULL UNIT			HALF UNIT		
Nominal	Actual	Order Number*	PCS/UNIT	LF/UNIT	Weight** lbs/UNIT	PCS/UNIT	LF/UNIT	Weight** lbs/UNIT	
5/4 in. x 4 in. x 18 ft. J-Pocket	1 in. x 3-1/2 in. x 18 ft.	12165018005	156	2,808	2,551	104	1,872	1,900	

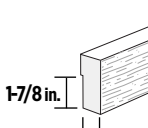


Built-in J-Pocket for siding and cut-out for Window Flange

Smooth, Natural White				FULL UNIT			HALF UNIT		
Nominal	Actual	Order Number*	PCS/UNIT	LF/UNIT	Weight** lbs/UNIT	PCS/UNIT	LF/UNIT	Weight** lbs/UNIT	
5/4 in. x 4 in. x 18 ft.	1 in. x 3-1/2 in. x 18 ft.	11065018005	156	2,808	4,611	104	1,872	2,409	

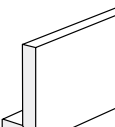


TrueTexture™ Woodgrain, Natural White				FULL UNIT			HALF UNIT		
Nominal	Actual	Order Number*	PCS/UNIT	LF/UNIT	Weight** lbs/UNIT	PCS/UNIT	LF/UNIT	Weight** lbs/UNIT	
5/4 in. x 4 in. x 18 ft.	1 in. x 3-1/2 in. x 18 ft.	12065018005	156	2,808	4,611	104	1,872	2,409	

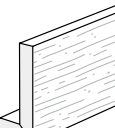


### Fascia

Smooth, Natural White			FULL UNIT		
Nominal	Actual	Order Number	PCS/UNIT	LF/UNIT	Weight** lbs/UNIT
3/4 in. x 8 in. x 18 ft.	3/4 in. x 7-1/4 in. x 18 ft.	11430818005F	36	648	1,205
3/4 in. x 10 in. x 18 ft.	3/4 in. x 9-1/4 in. x 18 ft.	11431018005F	32	576	1,260



TrueTexture™ Woodgrain, Natural White			FULL UNIT		
Nominal	Actual	Order Number	PCS/UNIT	LF/UNIT	Weight** lbs/UNIT
3/4 in. x 8 in. x 18 ft.	3/4 in. x 7-1/4 in. x 18 ft.	13430818005F	36	648	1,205
3/4 in. x 10 in. x 18 ft.	3/4 in. x 9-1/4 in. x 18 ft.	13431018005F	32	576	1,260

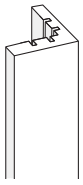


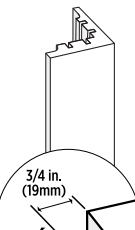
\*To order full units, add F to the end of the order number. To order a half unit, add H to the end of the order number, where applicable.

\*\*Weights include pallet.

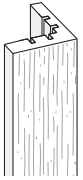
For more information call 800-233-8990  
www.certainteed.com

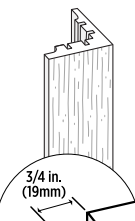
## One-piece Corners

Smooth, Natural White				FULL UNIT			HALF UNIT		
Nominal	Actual	Order Number*	PCS/UNIT	LF/UNIT	Weight** lbs/UNIT	PCS/UNIT	LF/UNIT	Weight** lbs/UNIT	
	5/4 in. x 4 in. x 4 in. x 10 ft.	1in. x 3-1/2 in. x 3-1/2 in. x 10ft.	31060410005	72	720	1,288	36	360	693
	5/4 in. x 4 in. x 4 in. x 20 ft.	1in. x 3-1/2 in. x 3-1/2 in. x 20ft.	31060420005	72	1,440	2,499	36	720	1,422
	5/4 in. x 6 in. x 6 in. x 10 ft.	1in. x 5-1/2 in. x 5-1/2 in. x 10ft.	31060610005	48	480	1,370	24	240	734
	5/4 in. x 6 in. x 6 in. x 20 ft.	1in. x 5-1/2 in. x 5-1/2 in. x 20ft.	31060620005	48	960	2,772	24	480	1,502

J-Pocket Smooth, Natural White				FULL UNIT			HALF UNIT		
Nominal	Actual	Order Number*	PCS/UNIT	LF/UNIT	Weight** lbs/UNIT	PCS/UNIT	LF/UNIT	Weight** lbs/UNIT	
	5/4 in. x 4 in. x 4 in. x 10 ft. J-Pocket	1in. x 3-1/2 in. x 3-1/2 in. x 10ft.	31160410005	72	720	1,059	36	360	579
	5/4 in. x 4 in. x 4 in. x 20 ft. J-Pocket	1in. x 3-1/2 in. x 3-1/2 in. x 20ft.	31160420005	72	1,440	2,095	36	720	1,163
	5/4 in. x 6 in. x 6 in. x 10 ft. J-Pocket	1in. x 5-1/2 in. x 5-1/2 in. x 10ft.	31160610005	48	480	1,129	24	240	615
	5/4 in. x 6 in. x 6 in. x 20 ft. J-Pocket	1in. x 5-1/2 in. x 5-1/2 in. x 20ft.	31160620005	48	960	2,157	24	480	1,128

Built-in J-Pocket for siding

TrueTexture™ Woodgrain, Natural White				FULL UNIT			HALF UNIT		
Nominal	Actual	Order Number*	PCS/UNIT	LF/UNIT	Weight** lbs/UNIT	PCS/UNIT	LF/UNIT	Weight** lbs/UNIT	
	5/4 in. x 4 in. x 4 in. x 10 ft.	1in. x 3-1/2 in. x 3-1/2 in. x 10ft.	33060410005	72	720	1,288	36	360	693
	5/4 in. x 4 in. x 4 in. x 20 ft.	1in. x 3-1/2 in. x 3-1/2 in. x 20ft.	33060420005	72	1,440	2,499	36	720	1,365
	5/4 in. x 6 in. x 6 in. x 10 ft.	1in. x 5-1/2 in. x 5-1/2 in. x 10ft.	33060610005	48	480	1,370	24	240	734
	5/4 in. x 6 in. x 6 in. x 20 ft.	1in. x 5-1/2 in. x 5-1/2 in. x 20ft.	33060620005	48	960	2,772	24	480	1,502

J-Pocket TrueTexture™ Woodgrain, Natural White				FULL UNIT			HALF UNIT		
Nominal	Actual	Order Number*	PCS/UNIT	LF/UNIT	Weight** lbs/UNIT	PCS/UNIT	LF/UNIT	Weight** lbs/UNIT	
	5/4 in. x 4 in. x 4 in. x 10 ft. J-Pocket	1in. x 3-1/2 in. x 3-1/2 in. x 10ft.	33160410005	72	720	1,059	36	360	579
	5/4 in. x 4 in. x 4 in. x 20 ft. J-Pocket	1in. x 3-1/2 in. x 3-1/2 in. x 20ft.	33160420005	72	1,440	2,095	36	720	1,163
	5/4 in. x 6 in. x 6 in. x 10 ft. J-Pocket	1in. x 5-1/2 in. x 5-1/2 in. x 10ft.	33160610005	48	480	1,129	24	240	615
	5/4 in. x 6 in. x 6 in. x 20 ft. J-Pocket	1in. x 5-1/2 in. x 5-1/2 in. x 20ft.	33160620005	48	960	2,290	24	480	1,261

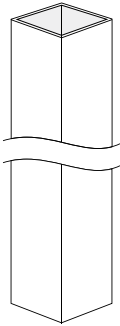
Built-in J-Pocket for siding

\*To order full units, add F to the end of the order number. To order a half unit, add H to the end of the order number, where applicable.

\*\*Weights include pallet. †Weights include carton.

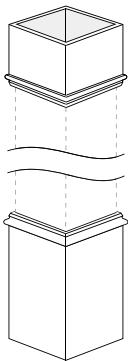
### Column Wraps

Column Wrap Smooth, Natural White				FULL UNIT		
Nominal	Actual	Order Number	PCS/UNIT	LF/UNIT	Weight** lbs/UNIT	
8 in. x 8 in. x 9 ft.	8 in. x 8 in. x 9 ft.	71380809005F	12	108	515	
10 in. x 10 in. x 9 ft.	10 in. x 10 in. x 9 ft.	71301009005F	12	108	685	



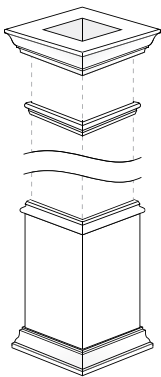
Must order Column Wrap and Trim Kit for complete Column.

Classic Cap/Base Trim Kit* Smooth, Natural White				FULL UNIT		
Nominal	Actual	Order Number	PCS/UNIT	LF/UNIT	Weight** lbs/UNIT	
8 in. x 8 in.	8 in. x 8 in.	61480801005F	4	n/a	57	
10 in. x 10 in.	10 in. x 10 in.	61401001005F	4	n/a	66	



\*Column Wrap not included. Must order Column Wrap and Trim Kit for complete Column.

Estate Cap/Base Trim Kit* Smooth, Natural White				FULL UNIT		
Nominal	Actual	Order Number	PCS/UNIT	LF/UNIT	Weight** lbs/UNIT	
8 in. x 8 in.	8 in. x 8 in.	61680801005F	4	n/a	61	
10 in. x 10 in.	10 in. x 10 in.	61601001005F	4	n/a	73	

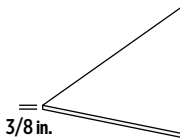
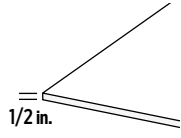
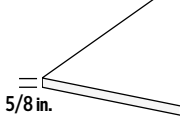
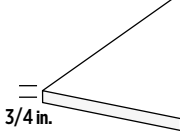



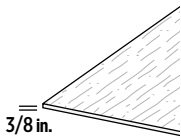
\*Column Wrap not included. Must order Column Wrap and Trim Kit for complete Column.

\*To order full units, add F to the end of the order number. To order a half unit, add H to the end of the order number, where applicable.

\*\*Weights include pallet.

### Sheets

Smooth/Smooth, Natural White				FULL UNIT			HALF UNIT		
	Nominal	Actual	Order Number*	PCS/UNIT	LF/UNIT	Weight** lbs/UNIT	PCS/UNIT	LF/UNIT	Weight** lbs/UNIT
	3/8 in. x 4 ft. x 8 ft.	3/8 in. x 4 ft. x 8 ft.	21014808005	25	200	1,077	12	96	553
	3/8 in. x 4 ft. x 10 ft.	3/8 in. x 4 ft. x 10 ft.	21014810005	25	250	1,270	12	120	661
	3/8 in. x 4 ft. x 18 ft.	3/8 in. x 4 ft. x 18 ft.	21014818005	25	450	2,313	12	216	1,220
	1/2 in. x 4 ft. x 8 ft.	1/2 in. x 4 ft. x 8 ft.	21024808005	25	200	1,247	12	96	635
	1/2 in. x 4 ft. x 10 ft.	1/2 in. x 4 ft. x 10 ft.	21024810005	25	250	1,602	12	120	820
	1/2 in. x 4 ft. x 18 ft.	1/2 in. x 4 ft. x 18 ft.	21024818005	25	450	2,826	12	216	1,465
	5/8 in. x 4 ft. x 8 ft.	5/8 in. x 4 ft. x 8 ft.	21044808005	25	200	1,686	12	96	847
	5/8 in. x 4 ft. x 10 ft.	5/8 in. x 4 ft. x 10 ft.	21044810005	25	250	2,065	12	120	1,043
	5/8 in. x 4 ft. x 18 ft.	5/8 in. x 4 ft. x 18 ft.	21044818005	25	450	3,621	12	216	1,847
	3/4 in. x 4 ft. x 8 ft.	3/4 in. x 4 ft. x 8 ft.	21034808005	20	160	1,638	10	80	854
	3/4 in. x 4 ft. x 10 ft.	3/4 in. x 4 ft. x 10 ft.	21034810005	20	200	2,058	10	100	1,078
	3/4 in. x 4 ft. x 12 ft.	3/4 in. x 4 ft. x 12 ft.	21034812005	20	240	2,464	10	120	1,289
	3/4 in. x 4 ft. x 18 ft.	3/4 in. x 4 ft. x 18 ft.	21034818005	21	378	3,907	10	180	1,945
	3/4 in. x 4 ft. x 20 ft.	3/4 in. x 4 ft. x 20 ft.	21034820005	21	420	4,070	10	200	2,125
	1 in. x 4 ft. x 8 ft.	1 in. x 4 ft. x 8 ft.	21054808005	20	160	2,215	10	80	1,143
	1 in. x 4 ft. x 10 ft.	1 in. x 4 ft. x 10 ft.	21054810005	20	200	2,745	10	100	1,421
	1 in. x 4 ft. x 12 ft.	1 in. x 4 ft. x 12 ft.	21054812005	20	240	3,271	10	120	1,693
	1 in. x 4 ft. x 18 ft.	1 in. x 4 ft. x 18 ft.	21054818005	18	324	4,412	9	162	2,309
	1 in. x 4 ft. x 20 ft.	1 in. x 4 ft. x 20 ft.	21054820005	16	320	4,407	8	160	2,319

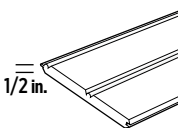
TrueTexture™ Woodgrain/Smooth, Natural White				FULL UNIT			HALF UNIT		
	Nominal	Actual	Order Number*	PCS/UNIT	LF/UNIT	Weight** lbs/UNIT	PCS/UNIT	LF/UNIT	Weight** lbs/UNIT
	3/8 in. x 4 ft. x 8 ft.	3/8 in. x 4 ft. x 8 ft.	22014808005	25	200	1,077	12	96	553
	1/2 in. x 4 ft. x 8 ft.	1/2 in. x 4 ft. x 8 ft.	22024808005	25	200	1,247	12	96	634
	3/4 in. x 4 ft. x 8 ft.	3/4 in. x 4 ft. x 8 ft.	22034808005	20	160	1,638	10	80	854


\*To order full units, add F to the end of the order number. To order a half unit, add H to the end of the order number, where applicable.

\*\*Weights include pallet. †Weights include carton.

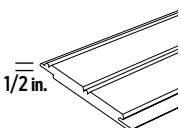


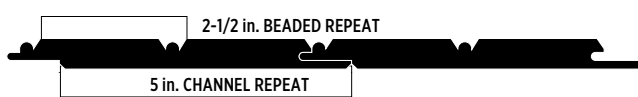
### Beadboard Reversible Panels

Traditional Tongue & Groove, Natural White <sup>1</sup>			FULL UNIT			HALF UNIT		
Nominal	Actual	Order Number *	PCS/UNIT	LF/UNIT	Weight ** lbs/UNIT	PCS/UNIT	LF/UNIT	Weight ** lbs/UNIT
1/2 in.  1/2 in. x 5-1/2 in. x 18 ft.	1/2 in. x 5-1/8 in. x 18 ft.	8300005	200	3,600	2,642	100	1,800	1,430

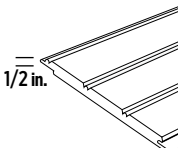



<sup>1</sup>Reversible beaded or channel repeat

2TL, TightLap, Natural White <sup>1</sup>			FULL UNIT			HALF UNIT		
Nominal	Actual	Order Number *	PCS/UNIT	LF/UNIT	Weight ** lbs/UNIT	PCS/UNIT	LF/UNIT	Weight ** lbs/UNIT
1/2 in.  1/2 in. x 6 in. x 18 ft.	1/2 in. x 5-3/4 in. x 18 ft.	11225318005	224	4,032	2,648	96	1,728	1,255



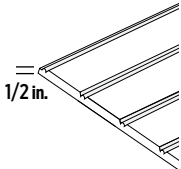
<sup>1</sup>Reversible beaded or channel repeat

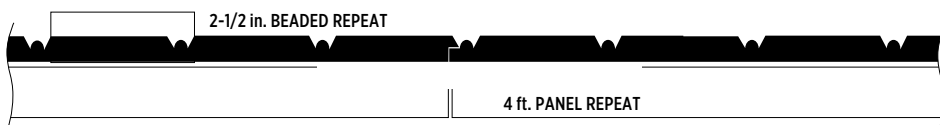
3TL, TightLap, Natural White <sup>1</sup>			FULL UNIT			HALF UNIT		
Nominal	Actual	Order Number *	PCS/UNIT	LF/UNIT	Weight ** lbs/UNIT	PCS/UNIT	LF/UNIT	Weight ** lbs/UNIT
1/2 in.  1/2 in. x 8-1/2 in. x 18 ft.	1/2 in. x 8-1/4 in. x 18 ft.	11225418005	200	3,600	3,884	100	1,800	1,852



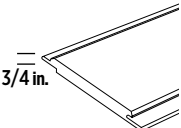
<sup>1</sup>Reversible beaded or channel repeat

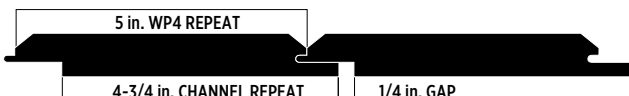
### Beadboard Panels Non-Reversible Panels

Beaded, Natural White			FULL UNIT			HALF UNIT		
Nominal	Actual	Order Number *	PCS/UNIT	LF/UNIT	Weight ** lbs/UNIT	PCS/UNIT	LF/UNIT	Weight ** lbs/UNIT
1/2 in.  1/2 in. x 4 ft. x 8 ft.	1/2 in. x 4 ft. x 8 ft.	21224808005	25	200	1,218	12	96	621
1/2 in. x 4 ft. x 10 ft.	1/2 in. x 4 ft. x 10 ft.	21224810005	25	250	1,709	12	120	872



### WP4/Nickel Gap Reversible Panel

WP4/Nickel Gap, TightLap <sup>1</sup> , Natural White <sup>1</sup>			FULL UNIT			HALF UNIT		
Nominal	Actual	Order Number *	PCS/UNIT	LF/UNIT	Weight ** lbs/UNIT	PCS/UNIT	LF/UNIT	Weight ** lbs/UNIT
3/4 in.  3/4 in. x 6 in. x 18 ft.	3/4 in. x 5-3/4 in. x 18 ft.	11935318005F	72	1,296	1,800	--	--	--



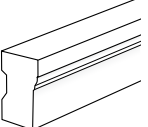
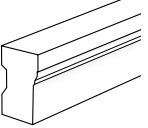
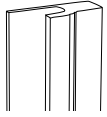
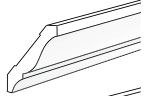
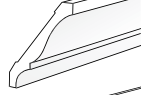

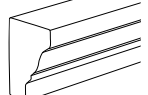
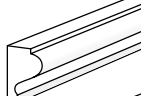
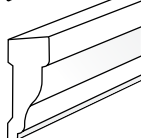
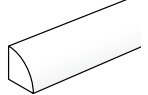
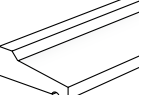
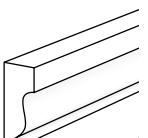
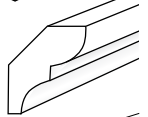

<sup>1</sup>Reversible WP4 or Nickel Gap repeat

\*To order full units, add F to the end of the order number. To order a half unit, add H to the end of the order number, where applicable.

\*\*Weights include pallet.

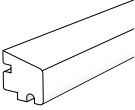
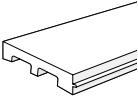
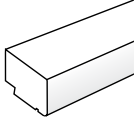
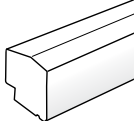
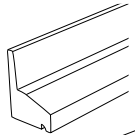
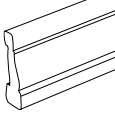
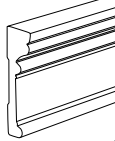
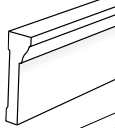
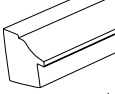
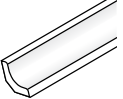
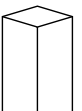
For more information call 800-233-8990  
www.certainteed.com

### Profiles

Smooth, Satin Finish, Natural White		CARTONS				
Nominal/Actual	Order Number	Length	PCS/CTN	LF/CTN	Weight <sup>†</sup> lbs/CTN	
<b>BRICKMOULD</b>						
 1-1/8 in. x 2 in. x 7 ft.	41020207005B	7 ft.	14	98	50	
1-1/8 in. x 2 in. x 10 ft.	41020210005B	10 ft.	14	140	65	
1-1/8 in. x 2 in. x 17 ft.	41020217005B	17 ft.	14	238	100	
<b>PAINT GRADE BRICKMOULD</b>						
 1-1/8 in. x 2 in. x 7 ft.	41025107005B	7 ft.	14	98	45	
1-1/8 in. x 2 in. x 10 ft.	41025100005B	10 ft.	14	140	60	
1-1/8 in. x 2 in. x 17 ft.	41025116005B	17 ft.	14	238	100	
<b>J-CHANNEL BRICKMOULD</b>						
 1-1/4 in. x 2 in. x 17 ft.	41151517005B	17 ft.	12	204	90	
<b>#49 CROWN</b>						
 11/16 in. x 3-5/8 in. x 16 ft.	41040416005B	16 ft.	8	128	50	
<b>#47 CROWN</b>						
 11/16 in. x 4-5/8 in. x 16 ft.	41040516005B	16 ft.	6	96	50	
<b>#45 CROWN</b>						
 9/16 in. x 5-1/4 in. x 16 ft.	41041316005B	16 ft.	7	112	45	
<b>RAMS CROWN</b>						
 1-13/32 in. x 2-1/16 in. x 16 ft.	41141616005B	16 ft.	8	128	55	
<b>BASE CAP</b>						
 11/16 in. x 1-1/8 in. x 16 ft.	41070816005B	16 ft.	32	512	50	
<b>RAKE</b>						
 1 in. x 2 in. x 16 ft.	41111216005B	16 ft.	10	160	50	
<b>QUARTER ROUND</b>						
 3/4 in. x 3/4 in. x 16 ft.	41062116005B	16 ft.	38	608	65	
<b>DRIP CAP</b>						
 11/16 in. x 1-5/8 in. x 16 ft.	41030316005B	16 ft.	22	352	60	
<b>SHINGLE MOULD</b>						
 11/16 in. x 1-5/8 in. x 16 ft.	41080316005B	16 ft.	18	288	30	
<b>BED MOULD</b>						
 9/16 in. x 1-5/8 in. x 16 ft.	41050616005B	16 ft.	24	384	50	
<b>LATTICE</b>						
 1/4 in. x 1-1/2 in. x 16 ft.	41202016005B	16 ft.	50	800	75	

<sup>†</sup>Weights include carton.

### Profiles continued

Smooth, Satin Finish, Natural White		CARTONS				
Nominal/Actual	Order Number	Length	PCS/CTN	LF/CTN	Weight <sup>†</sup> lbs/CTN	
<b>SILL NOSE</b>						
 1-5/16 in. x 1-3/8 in. x 16 ft.	4110116005B	16 ft.	9	144	50	
<b>SILL</b>						
 1-1/4 in. x 5 in. x 16 ft.	41131416005B	16 ft.	3	48	50	
<b>HISTORIC SILL</b>						
 1-3/4 in. x 2-13/16 in. x 16 ft.	41122416005B	16 ft.	4	64	50	
<b>NEW ENGLAND SILL</b>						
 1-3/4 in. x 2-1/32 in. x 16 ft.	41123016005B	16 ft.	6	96	70	
<b>WATER TABLE</b>						
 2 in. x 2-3/4 in. x 16 ft.	41253216005B	16 ft.	5	80	60	
<b>356 CASING</b>						
 1 1/16 in. x 2-1/4 in. x 16 ft.	41181816005B	16 ft.	16	256	50	
<b>RB3 CASING</b>						
 1-7/64 in. x 3-7/16 in. x 16 ft.	41171716005B	16 ft.	8	128	55	
<b>BACK BAND</b>						
 1-3/16 in. x 4-1/2 in. x 16 ft.	41090916005B	16 ft.	4	64	45	
<b>ADJUSTABLE BACK BAND</b>						
 1-11/32 in. x 1-13/32 in. x 16 ft.	41161916005B	16 ft.	10	160	50	
<b>COVE MOULDING</b>						
 3/4 in. x 3/4 in. x 16 ft.	41192116005B	16 ft.	50	800	60	
<b>INSIDE CORNER POST</b>						
 1-1/4 in. x 1-1/4 in. x 10 ft.	41010110005B	10 ft.	9	90	30	

<sup>†</sup>Weights include carton.

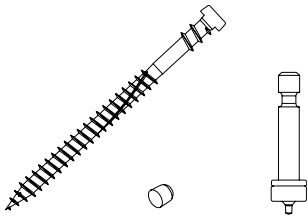
### Special Order Profiles

Special Order Profiles must be ordered in full carton quantities. Extended lead times will apply. Contact your CertainTeed Territory Manager for product guidelines, minimum quantities and pricing.

Smooth, Satin Finish, Natural White			CARTONS			
Nominal/Actual	Order Number	Length	PCS/CTN	LF/CTN	Weight <sup>†</sup> lbs/CTN	
<b>FLANGED BRICKMOULD</b>						
1-1/4 in. x 2 in. x 17 ft.	41024617005B	17 ft.	12	204	100	
<b>FLORIDA BRICKMOULD</b>						
11/16 in. x 1-5/8 in. x 17 ft.	41020317005B	17 ft.	28	476	140	
<b>#49 CROWN SCANT</b>						
9/16 in. x 3-5/8 in. x 16 ft.	41044016005B	16 ft.	10	160	53	
<b>#623 CENTURY BASEBOARD</b>						
9/16 in. x 3-1/4 in. x 16 ft.	41075016005B	16 ft.	10	160	55	
<b>3" SHINGLE RAKE</b>						
3/4 in. x 3-1/8 in. x 16 ft.	41114116005B	16 ft.	10	160	60	
<b>A-3 COLONIAL CASING</b>						
1/2 in. x 2 in. x 16 ft.	41184216005B	16 ft.	22	362	64	
<b>A-6 CLASSIC CASING</b>						
9/16 in. x 2-3/4 in. x 16 ft.	41184316005B	16 ft.	14	224	47	
<b>GARAGE DOOR STOP</b>						
7/16 in. x 1-15/16 in. x 16 ft.	41224716005B	16 ft.	14	224	40	
<b>ATTIC (GABLE) VENT LOUVER</b>						
11/16 in. x 3-1/2 in. x 16 ft.	41214416005B	16 ft.	7	112	60	
<b>ATTIC (GABLE) VENT SILL</b>						
1-1/8 in. x 3-1/4 in. x 16 ft.	41214516005B	16 ft.	5	80	65	
<b>WINDOW SILL WITH CASING</b>						
2-3/16 in. x 6-3/4 in. x 16 ft.	41134916005B	16 ft.	2	32	45	
<b>TRANSOM MULL</b>						
1-1/16 in. x 1-1/2 in. x 16 ft.	41134816005B	16 ft.	12	192	80	

<sup>†</sup>Weights include carton.

### Hidden Fastening System



Smooth – 2 in. Screws		CARTONS		
Description	Order Number	Boxes/CTN	Net Weight lbs/CTN	CTN/Pallet
50 LF Box- 75 screws (2in.), 80 plugs 1 setting tool	63170015005C	6	11	48
250 LF Box- 375 screws (2in.), 400 plugs 3 setting tools	63170020005C	4	7.75	32
750 LF Box- 1,125 Screws (2in.) 1,200 plugs 6 setting tools	63170030005C	1	15	75
TrueTexture® Woodgrain – 2 in. Screws		CARTONS		
Description	Order Number	Boxes/CTN	Net Weight lbs/CTN	CTN/Pallet
50 LF Box- 75 screws (2in.), 80 plugs 1 setting tool	63770015005C	6	11	48
250 LF Box- 375 screws (2in.), 400 plugs 3 setting tools	63370020005C	4	7.75	32
750 LF Box- 1,125 Screws (2in.) 1,200 plugs 6 setting tools	63370030005C	1	15	75
Smooth – 2-3/4 in. Screws		CARTONS		
Description	Order Number	Boxes/CTN	Net Weight lbs/CTN	CTN/Pallet
250 LF Box- 375 screws (2-3/4 in.), 400 plugs 3 setting tools	63170025005C	4	7.75	32
750 LF Box- 1,125 Screws (2-3/4in.) 1,200 plugs 6 setting tools	63170035005C	1	15	75
TrueTexture Woodgrain – 2-3/4 in. Screws		CARTONS		
Description	Order Number	Boxes/CTN	Net Weight lbs/CTN	CTN/Pallet
250 LF Box- 375 screws (2-3/4 in.), 400 plugs 3 setting tools	63370025005C	4	7.75	32
Replacement Plugs Smooth		CARTONS		
Description	Order Number	Boxes/CTN	Net Weight lbs/CTN	CTN/Pallet
40 LF Bag- Plug only 40 plugs	63170010005C	10	1.25	150
Replacement Plugs TrueTexture™		CARTONS		
Description	Order Number	Boxes/CTN	Net Weight lbs/CTN	CTN/Pallet
40 LF Bag- Plug only 40 plugs	63370010005C	10	1.25	150







**CertainTeed**

Ceilings • Gypsum • Insulation • Roofing • Siding • Trim

20 Moores Road, Malvern, PA 19355 | 800-233-8990 | [certainteed.com](http://certainteed.com)

©01/24 CertainTeed, Printed in the USA, Code No. 04-08-30-US-EN