


2022 | OE Spec Guide | vol. 1



CONTENTS |

STEEL SIDING	P 1
SIDING & TRIM ACCESSORIES	P 31
ROOFING ACCESSORIES	P 49
SOFFIT	P 89
FASCIA	P 109
DESIGNER ACCESSORIES	P 115
TRIM COIL	P 121
UNDERDECKING	P 139
GUTTER PROTECTION	P 149
RAINWARE	P 159



NOTE: All product weights are estimated.

Patents

VESTA STEEL SIDING®

U.S. Patents: 10,508,455 | 10,760,282

Canadian Patent Pending

Copyrights

© Sand Dollar Woodgrain Artwork VAu 1-378-183

© Driftwood Woodgrain Artwork VAu 1-378-232

© Autumn Thistle Woodgrain Artwork VAu 1-378-233

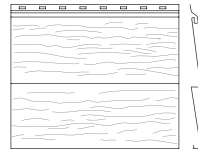
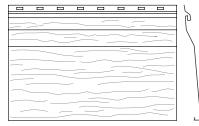
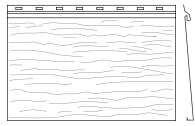
© Gilded Grain Woodgrain Artwork VAu 1-382-425

Building Codes & Best Practices

R703.3 Wall covering nominal thickness and attachments. The nominal thickness and attachment of exterior wall coverings shall be in accordance with Table R703.3, the wall covering material requirements of this section and the wall covering manufacturer's installation instructions.

SOURCE: IRC 2018

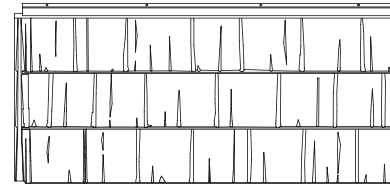
Steel Siding



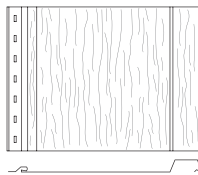
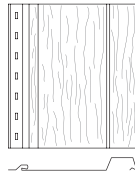
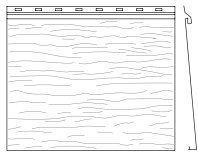
TRUCEDAR®
Single 6" Siding
S6S & S6SHD2
Steel 0.016"

TRUCEDAR®
Single 6" Dutch Lap Siding
S6DLS & S6DLSHD2
Steel 0.016"

TRUCEDAR®
Double 4" Siding
D4S & D4SHD2
Steel 0.016"




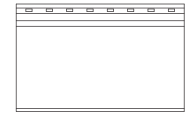
TRUCEDAR®
Shake Sidewall
SHK
Steel 0.016"



TRUCEDAR®
Single 8" Siding
S8S & S8SHD2
Steel 0.016"

TRUCEDAR®
6" Board & Batten Siding
6BBS & 6BBSHD2
Steel 0.016"

TRUCEDAR®
10" Board & Batten Siding
10BBS & 10BBSHD2
Steel 0.016"



VESTA
Solid 5" Plank
5PS12
Steel 0.020"

VESTA
Woodgrain 5" Plank
5PS8HD3
Steel 0.020"

Siding that runs horizontally across your house from end to end is sometimes referred to as HORIZONTAL SIDING or LAP SIDING. Contractors generally use the words clapboard, lap siding and horizontal siding interchangeably.

DUTCH LAP SIDING has a simulated notch/bend along the top edge on the board or panel, which produces a distinct look that simulates a hand-cut notch in each board. Years ago, homeowners wanted more options than just the standard siding, so a carpenter would hand carve the notch along the top of each board. Since it was hand carved, the siding's beveled profile creates more shadowing, which can give a home a more complex texture and elevated design.

BOARD & BATTEN or VERTICAL SIDING is derived from the look of alternating wide boards and narrow wooden strips, called battens, and is traditionally made from wood. TruCedar Board & Batten siding provides the crisp look of real wood, without the need for scraping and repainting.

TruCedar® SHAKE SIDEWALL provides the natural beauty of real wood shake without the maintenance. Use it as an accent for dormers and peaks, under porches, or as a whole house application.

Vesta PLANK inspired by the beautiful aesthetic of shiplap, with solid and truly realistic woodgrains. Vesta Steel Siding® is engineered to deliver the weather-resistant performance of shiplap, with the added durability and benefit of no-maintenance steel siding.

VESTA STEEL SIDING®




Colors Featured: 480 Autumn Thistle [ATHS] & 463 Coal [COAL]


Real steel. Real deal.

Designed to challenge the status quo Vesta Steel Siding® is competitive in every way to the classic and upkeep-heavy, wood shiplap. Long and narrow panel seams create a subtle horizontal reveal for a distinctive building aesthetic, guaranteed to spark conversation.


With nine colorful solid hues and four hand-painted HD3 woodgrains to choose from, the focus of the palette is designed to provide simple, inspiring, and limitless color pairings and assembly options to suit anyone with a taste for the bold.



Each color consists of six unique grain configurations designed to resemble the natural variation of stained woods that results when several features interact, including irregular grain, rays and color deposits on the surface of wood. And like real wood, it looks great up-close and at a distance.



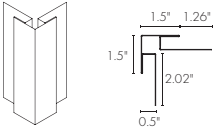
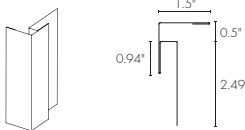
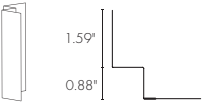


From Left to Right:
 Row 1: 483 Sand Dollar [SNDR], 480 Autumn Thistle [ATHS]
 Row 2: 481 Driftwood [DFWD], 482 Gilded Grain [GILD]



From Left to Right:
 Row 1: 463 Coal [COAL], 462 Silver Lining [SVRL], 503 Eggshell [EGG]
 Row 2: 414 Ironstone [IRNS], 464 Fiddlehead [FIDH], 465 Sea Glass [SEAG]
 Row 3: 460 Great Water [GRWT], 466 Tourmaline [TOUR], 280 White [W]

Vesta Steel Siding® & Accessories

DESCRIPTION	SKU	METAL/ THICKNESS	FINISH	LENGTH & SHIPPING
Plank 8 ft HD3 Woodgrain 	5PS8HD3	Steel 0.020"	HD3 Woodgrain: Kynar® 500 CarbonTech90™	8 ft length 15 pc/ctn 72 lb/ctn 30 carton 8 pallet ½ square
Plank 12 ft Solid 	5PS12	Steel 0.020"	Solid: Kynar	12 ft length 10 pc/ctn 71 lb/ctn 30 carton 8 pallet ½ square
Large Outside Corner Post 	OCPVS OCPVSHD3	Steel 0.016"	Solid: Kynar HD3 Woodgrain: Kynar 500 CarbonTech90	10 ft length 6 pc/ctn 54 lb/ctn 12 carton 10 pallet
Outside Corner Post 	OCPSP OCPSPHD3	Steel 0.016"	Solid: Kynar HD3 Woodgrain: Kynar 500 CarbonTech90	10 ft length 10 pc/ctn 42 lb/ctn 20 carton 8 pallet
Inside Corner Post 	ICBPS ICBHD3	Steel 0.016"	Solid: Kynar HD3 Woodgrain: Kynar 500 CarbonTech90	10 ft length 10 pc/ctn 24 & 27 lb/ctn 20 carton 8 pallet

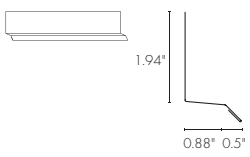
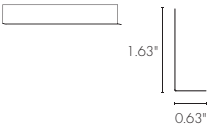
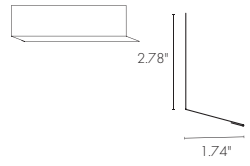
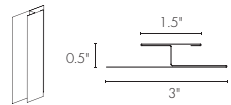
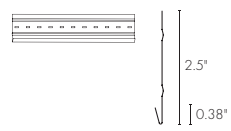
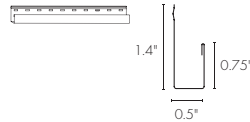
COLORS

SOLID COLORS

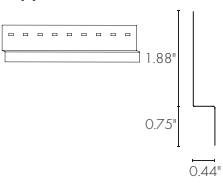
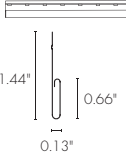
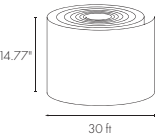

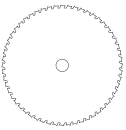
463 Coal [COAL]	414 Ironstone [IRNS]	465 Sea Glass [SEAG]
503 Eggshell [EGG]	462 Silver Lining [SVRL]	481 Driftwood [DFWD]
464 Fiddlehead [FIDH]	466 Tourmaline [TOUR]	482 Gilded Grain [GILD]
460 Great Water [GRWT]	280 White [W]	483 Sand Dollar [SNDR]

HD3 WOODGRAIN COLORS

480 Autumn Thistle [ATHS]
481 Driftwood [DFWD]
482 Gilded Grain [GILD]
483 Sand Dollar [SNDR]

DESCRIPTION	SKU	METAL/ THICKNESS	FINISH	LENGTH & SHIPPING
Drip Cap 	DCP DCPHD3	Steel 0.016"	Solid: Kynar HD3 Woodgrain: Kynar 500 CarbonTech90	10 ft length 10 pc/ctn 21 lb/ctn 15 carton 8 pallet
L-Flashing 	L58S L58SHD3	Steel 0.016"	Solid: Kynar HD3 Woodgrain: Kynar 500 CarbonTech90	10 ft length 25 pc/ctn 34 lb/ctn 40 carton 8 pallet
Brick Ledge Flashing 	BLFP BLFPHD3	Steel 0.016"	Solid: Kynar HD3 Woodgrain: Kynar 500 CarbonTech90	10 ft length 10 pc/ctn 28 lb/ctn 40 carton 8 pallet
H-Channel 	5HCP 5HCPHD3	Steel 0.016"	Solid: Kynar HD3 Woodgrain: Kynar 500 CarbonTech90	10 ft length 10 pc/ctn 26 lb/ctn 15 carton 8 pallet
Starter Trim 	PSS PSSHD3	Steel 0.016"	Solid: Kynar HD3 Woodgrain: Kynar 500 CarbonTech90	10 ft length 10 pc/ctn 49 lb/ctn 40 carton 8 pallet
J-Channel 	J5P J5PHD3	Steel 0.016"	Solid: Kynar HD3 Woodgrain: Kynar 500 CarbonTech90	12 ft length 25 pc/ctn 48 lb/ctn 40 carton 8 pallet

VESTA | ACCESSORIES CONTINUED

DESCRIPTION	SKU	METAL/ THICKNESS	FINISH	LENGTH & SHIPPING
Support Trim 	PST	Steel 0.016"	Solid: Kynar HD3 Woodgrain: Kynar 500 CarbonTech90	10 ft length 10 pc/ctn 16 lb/ctn 15 carton 8 pallet
Utility Trim 	UTS UTSHD3	Steel 0.016"	Solid: Kynar HD3 Woodgrain: Kynar 500 CarbonTech90	12 ft length 25 pc/ctn 40 lb/ctn 40 carton 8 pallet
14.77" x 30 ft Trim Coil 	T1430SM T1430SMHD3	Steel 0.016"	Solid: Kynar HD3 Woodgrain: Kynar 500 CarbonTech90	30 ft length 1 roll 29 lb/ctn 32 carton 26 pallet
Touch-Up Paint 	BRUSH BRUSHHD3	-	-	1 pc/ctn
Saw Blade 	7.25SSB	-	-	1 pc/ctn

COLORS

SOLID COLORS

463 Coal [COAL]
503 Eggshell [EGG]
464 Fiddlehead [FIDH]
460 Great Water [GRWT]

414 Ironstone [IRNS]
465 Sea Glass [SEAG]
462 Silver Lining [SVRL]
466 Tourmaline [TOUR]
280 White [W]

HD3 WOODGRAIN COLORS

480 Autumn Thistle [ATHS]
481 Driftwood [DFWD]
482 Gilded Grain [GILD]
483 Sand Dollar [SNDR]



1. PLANK PANEL

8 ft woodgrain panels and 12 ft solid panels

2. PLANK STARTER TRIM

Secures the first row of panels to the wall. Color matched starter strip for the panels to hook into.

3. OUTSIDE CORNER POST

Installed at the outside corner of the wall, allowing siding to be inserted on both sides.

4. INSIDE CORNER POST

Used to flash inside corners. Use with or without J-Channel.

5. J-CHANNEL

Installed around windows and doors, also used to cap the last row of panels.

6. L-FLASHING

Install as an alternative to J-Channel on the sides of windows or doors.

7. PLANK DRIP CAP

Installed above windows and doors to keep water away. Also used as a starter when installing panels vertical. Drip Cap is color matched.

8. TRIM COIL

Used to make custom parts and flashing on site.

9. SUPPORT TRIM

Used to support the last row of panels, must be installed inside of J-channel, the cut piece of siding is inserted in between the support trim and J-channel.

10. UTILITY TRIM

Covers or caps trimmed panels.

BRICK LEDGE FLASHING

Installed over a brick or stone wall transition to keep water out.

H-CHANNEL

Used as a transition/seam from solid or woodgrain finish on the wall.

TRUCEDAR®

STEEL SIDING



Color Featured: M15 Napa Vine [NAP]


A tru difference maker.

Quality Edge believes in manufacturing innovation that endures from materials that last. TruCedar® Steel Siding utilizes one of the strongest, most versatile and recyclable materials on our planet, reducing your carbon footprint and safeguarding against costly repairs.


From pencil sketch to finished profile, our entire siding collection was expertly engineered to blend the best of both durability and aesthetic. TruCedar Siding's steel core provides unmatched impact resistance that doesn't crack, melt or wick water like other siding materials and perfectly mimics the look of real wood siding in a range of curated color options.



TRUCEDAR® SOLID COLORS



TRUCEDAR® HD2 COLORS



From Left to Right:

Row 1: 463 Coal [COAL], 415 Gray Dusk [GDSK], 410 Thatch [THA], 460 Great Water [GRWT], 409 Sycamore [SYC], 411 Cottage Red [CRED]

Row 2: 425 Statuary Bronze [STB], 462 Silver Lining [SVRL], 509 Norwood [NOR], 405 Foothill Blue [FHB], 503 Eggshell [EGG]

Row 3: 414 Ironstone [IRNS], 805 Pewter [P805], 401 Bennington Beige [BENB], 461 Harbor Mist [HMST]

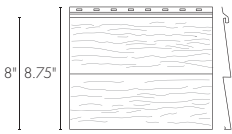
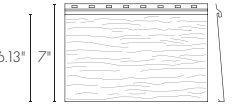

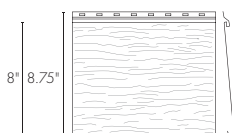
Row 4: 307 Ripe Olive [RO], 280 White [W], 819 Herringbone [HER]

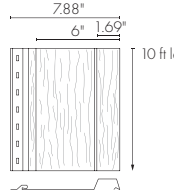
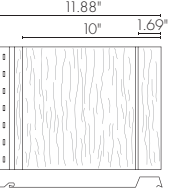
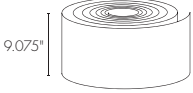
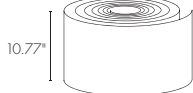
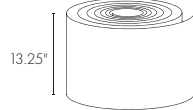
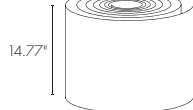
Row 5: 416 Spruce [SPR], M17 English Saddle [ENG], 106 Timber Ash [TASH], 109 Cedar [CDR], 108 Weathered Wood [WWD]

Row 6: M18 Mountain Laurel [MOU], M16 Cider Mill [CID], M15 Napa Vine [NAP], M12 Captiva [CAP], 417 Birch [BIR]



From Top to Bottom:
106 Timber Ash [TASH]
108 Weathered Wood [WWD]
109 Cedar [CDR]

DESCRIPTION	SKU	METAL/ THICKNESS	FINISH	LENGTH & SHIPPING
Double 4" 	D4S D4SHD2	Steel 0.016"	Kynar CarbonTech60	12 ft 6 1/2" ft length 12 pc/ctn 94 lb/ctn 32 carton 8 pallet 1 square
Single 6" 	S6S S6SHD2	Steel 0.016"	Kynar CarbonTech60	12 ft 6 1/2" ft length 8 pc/ctn 60 lb/ctn 30 carton 8 pallet 1/2 square
Single 6" Foam Backed	S6FBS S6FBSHD2	Steel 0.016"	Kynar CarbonTech60	
Single 6" Dutch Lap 	S6DLS S6DLSHD2	Steel 0.016"	Kynar CarbonTech60	12 ft 6 1/2" ft length 8 pc/ctn 60 lb/ctn 30 carton 8 pallet 1/2 square
Single 6" Dutch Lap Foam Backed	S6DLFBS S6DLFBSHD2	Steel 0.016"	Kynar CarbonTech60	
Single 8" 	S8S S8SHD2	Steel 0.016"	Kynar CarbonTech60	12 ft 6 1/2" ft length 12 pc/ctn 88 lb/ctn 30 carton 8 pallet 1 square

DESCRIPTION	SKU	METAL/ THICKNESS	FINISH	LENGTH & SHIPPING
6" Board & Batten 	6BBS 6BBSHD2	Steel 0.016"	Kynar CarbonTech60	10 ft length 10 pc/ctn 62 lb/ctn 30 carton 8 pallet 1/2 square
10" Board & Batten 	10BBS 10BBSHD2	Steel 0.016"	Kynar CarbonTech60	10 ft length 6 pc/ctn 56 lb/ctn 30 carton 8 pallet 1/2 square
9.075" Seamless Siding 	SSC9.075 SSC9.075HD2	Steel 0.016"	Kynar CarbonTech60	1 roll 500 lb/roll 1 carton 55 pallet
10.77" Seamless Siding 	SSC10.77 SSC10.77HD2	Steel 0.016"	Kynar CarbonTech60	1 roll 700 lb/roll 1 carton 55 pallet
13.25" Seamless Siding 	SSC13.25 SSC13.25HD2	Steel 0.016"	Kynar CarbonTech60	1 roll 700 lb/roll 1 carton 55 pallet
14.77" Seamless Siding 	SSC14.77 SSC14.77HD2	Steel 0.016"	Kynar CarbonTech60	1 roll 700 lb/roll 1 carton 55 pallet

COLORS

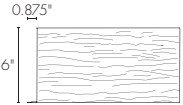
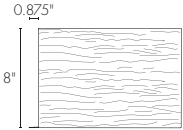
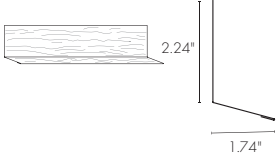
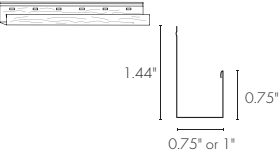
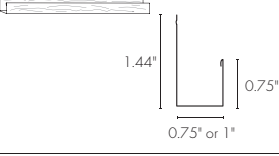
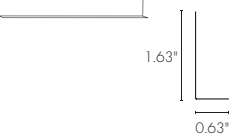
SOLID COLORS

401 Bennington Beige [BENB]	461 Harbor Mist [HMST]	409 Sycamore [SYC]
463 Coal [COAL]	819 Herringbone [HER]	410 Thatch [THA]
411 Cottage Red [CREG]	414 Ironstone [IRNS]	280 White [W]
503 Eggshell [EGG]	509 Norwood [NOR]	
405 Foothill Blue [FHB]	805 Pewter [P805]	
415 Gray Dusk [GDSK]	307 Ripe Olive [RO]	
460 Great Water [GRWT]	462 Silver Lining [SVRL]	
	425 Statuary Bronze [STB]	

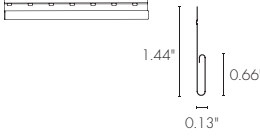
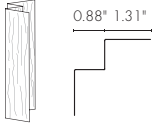
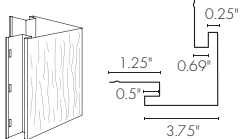
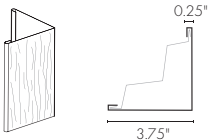
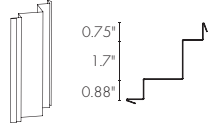
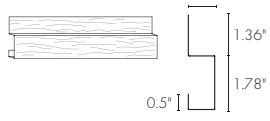
HD2 WOODGRAIN
COLORS

M16 Cider Mill [CID]
417 Birch [BIR]
M17 English Saddle [ENG]
M18 Mountain Laurel [MOU]
M15 Napa Vine [NAP]
416 Spruce [SPR]
106 Timber Ash [TASH]
109 Cedar [CDR]
108 Weathered Wood [WWD]

TRUCEDAR® | ACCESSORIES

DESCRIPTION	SKU	METAL/ THICKNESS	FINISH	LENGTH & SHIPPING
6" TruCedar® Fascia 	6FSS	Steel 0.016"	Kynar CarbonTech60	12 ft length
	6FSSHD2			10 pc/ctn 54 lb/ctn 30 carton 8 pallet
8" TruCedar® Fascia 	8FSS	Steel 0.016"	Kynar CarbonTech60	12 ft length
	8FSSHD2			10 pc/ctn 69 lb/ctn 30 carton 8 pallet
Brick Ledge Flashing 	BLF	Steel 0.016"	Kynar CarbonTech60	10 ft length
	BLFHD2			10 pc/ctn 24 lb/ctn 40 carton 8 pallet
(0.75") ¾" J-Channel 	J75S	Steel 0.016"	Kynar CarbonTech60	12 ft length
	J75SHD2			25 pc/ctn 54 lb/ctn 40 carton 8 pallet
1" J-Channel 	J1S	Steel 0.016"	Kynar CarbonTech60	10 ft length
	J1SHD2			25 pc/ctn 41 lb/ctn 40 carton 8 pallet
(0.625") 5/8" L-Channel (Not Embossed) 	L58S	Steel 0.016"	Kynar CarbonTech60	10 ft length
	L58SHD2			25 pc/ctn 34 lb/ctn 40 carton 8 pallet

TRUCEDAR® | ACCESSORIES

DESCRIPTION	SKU	METAL/ THICKNESS	FINISH	LENGTH & SHIPPING
(0.625") 5/8" Undersill (Not Embossed) 	UTS	Steel 0.016"	Kynar CarbonTech60	12 ft length
	UTSHD2			25 pc/ctn 40 lb/ctn 40 carton 8 pallet
1-Piece Inside Corner Block 	ICB	Steel 0.016"	Kynar CarbonTech60	10 ft length
	ICBHD2			10 pc/ctn 24 lb/ctn 15 carton 8 pallet
1-Piece Outside Corner Post 	OCPS	Steel 0.016"	Kynar CarbonTech60	10 ft length
	OCPSHD2			10 pc/ctn 78 lb/ctn 15 carton 8 pallet
2-Piece Outside Corner Post Cap 	OCPS2P	Steel 0.016"	Kynar CarbonTech60	10 ft length
	OCPS2PHD2			10 pc/ctn 47.5 lb/ctn 15 carton 8 pallet
2-Piece Outside Corner Post Base 	OCPB	Steel 0.016"	Kynar CarbonTech60	10 ft length
				10 pc/ctn 44 lb/ctn 15 carton 8 pallet Black only
Batten Trim (Used for Board & Batten) 	BT10	Steel 0.016"	Kynar CarbonTech60	10 ft length
	BT10HD2			10 pc/ctn 30 lb/ctn 30 carton 8 pallet

COLORS

SOLID COLORS

401 Bennington Beige [BENB]	461 Harbor Mist [HMST]	409 Sycamore [SYC]
463 Coal [COAL]	819 Herringbone [HER]	410 Thatch [THA]
411 Cottage Red [CREG]	414 Ironstone [IRNS]	280 White [W]
503 Eggshell [EGG]	509 Norwood [NOR]	
405 Foothill Blue [FHB]	805 Pewter [P805]	
415 Gray Dusk [GDSK]	307 Ripe Olive [RO]	
460 Great Water [GRWT]	462 Silver Lining [SVRL]	
	425 Statuary Bronze [STB]	

HD2 WOODGRAIN
COLORS

M12 Captiva [CAP]	M16 Cider Mill [CID]
109 Cedar [CDR]	417 Birch [BIR]
	M17 English Saddle [ENG]
	M18 Mountain Laurel [MOU]
	M15 Napa Vine [NAP]
	416 Spruce [SPR]
	106 Timber Ash [TASH]
	108 Weathered Wood [WWD]

TRUCEDAR® | ACCESSORIES

DESCRIPTION	SKU	METAL/ THICKNESS	FINISH	LENGTH & SHIPPING
Z-Flashing (Used for Board & Batten)	BBZT10 BBZT10HD2	Steel 0.016"	Kynar CarbonTech60	10 ft length 10 pc/ctn 18 lb/ctn 40 carton 8 pallet
14.77" x 30 ft Trim Coil (TruCedar Embossed)	T1430S T1430SHD2	Steel 0.016"	Kynar CarbonTech60	30 ft length 1 roll 29 lb/ctn 40 carton 8 pallet
3" Starter Strip	3SSGAL	Steel 0.0155"	Mill	10 ft length 25 pc/ctn 40 lb/ctn 72 carton 10 pallet
4" Starter Strip	4SSGAL	Steel 0.0155"	Mill	10 ft length 20 pc/ctn 48 lb/ctn 63 carton 10 pallet
Touch-Up Paint	BRUSH BRUSHHD2	-	PVDF	1 pc

Saw Blade	7.25SSB	-	Carbide Tipped Blade	1 pc

COLORS

SOLID COLORS

401 Bennington Beige [BENB]	461 Harbor Mist [HMST]	409 Sycamore [SYC]
463 Coal [COAL]	819 Herringbone [HER]	410 Thatch [THA]
411 Cottage Red [CRED]	414 Ironstone [IRNS]	280 White [W]
503 Eggshell [EGG]	509 Norwood [NOR]	
405 Foothill Blue [FHB]	805 Pewter [P805]	
415 Gray Dusk [GDSK]	307 Ripe Olive [RO]	
460 Great Water [GRWT]	462 Silver Lining [SVRL]	
	425 Statuary Bronze [STB]	

HD2 WOODGRAIN
COLORS

M12 Captiva [CAP]	M16 Cider Mill [CID]
109 Cedar [CDR]	417 Birch [BIR]
	M17 English Saddle [ENG]
	M18 Mountain Laurel [MOU]
	M15 Napa Vine [NAP]
	416 Spruce [SPR]
	106 Timber Ash [TASH]
	108 Weathered Wood [WWD]



1. SIDING

Horizontal siding offered in Double 4", Single 6", Single 6" Dutch Lap and Single 8". Vertical siding offered in 6" & 10" Board and Batten profiles.

2. J-CHANNEL

Use to cover cut edges of siding. Also used around sides and tops of windows and doors, eave line of gables, roof line of rakes, and in other areas where panel must be cut or notched.

3. L-CHANNEL

Install as an alternative to J-Channel on the sides of windows or doors.

4. UNDERSILL

Use to cover cut edge of panel.

5. 1 & 2-PIECE OUTSIDE CORNER POST

Installed at the outside corner of the wall, allowing siding to be inserted on both sides.

6. INSIDE CORNER BLOCK

Use to flash inside corners.

7. TRIM COIL

Use for custom flashing.

8. STARTER STRIP

Secures the first row of panels to the wall. Needed for both lap and Board & Batten applications.

9. BATTEN TRIM

Use at base of Board & Batten panels to close the openings of the battens. Adds an authentic look as a starter.

FASCIA

PreEngineered Fascia that saves time and looks great!

Z-FLASHING

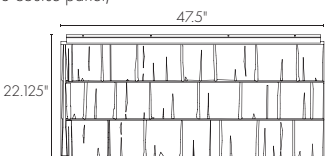
Use with Board & Batten to connect panels longer than 10 ft high.

BRICK LEDGE FLASHING

Installed over a brick or stone wall transition to keep water out.

TruCedar® Shake Sidewall & Accessories

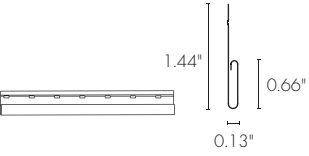
DESCRIPTION	SKU	METAL/ THICKNESS	FINISH	LENGTH & SHIPPING
Shake Sidewall (3 course panel)	SHK	Steel 0.016"	HD3 Woodgrain: Kynar 500 CarbonTech90	47.5" W x 22.125" H 8 pc/ctn 44 lb/ctn 40 carton 22 pallet 8 pc = ½ square



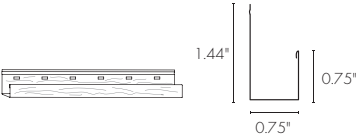
1-Piece Outside Corner Post	OCPSSHK	Steel 0.016"	Kynar CarbonTech60	10 ft length 10 pc/ctn 78 lb/ctn 15 carton 8 pallet
------------------------------------	---------	-----------------	-----------------------	---



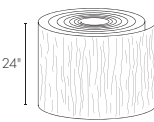
(0.625") 5/8" Undersill (Not Embossed)	UTSSHK	Steel 0.016"	Kynar CarbonTech60	12 ft length 25 pc/ctn 40 lb/ctn 40 carton 8 pallet
--	--------	-----------------	-----------------------	---



(0.75") ¾" J-Channel	J75SSHK	Steel 0.016"	Kynar CarbonTech60	12 ft length 25 pc/ctn 54 lb/ctn 40 carton 8 pallet
-----------------------------	---------	-----------------	-----------------------	---



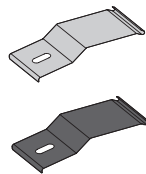
DESCRIPTION	SKU	METAL/ THICKNESS	FINISH	LENGTH & SHIPPING
24" x 25 ft Trim Coil (TruCedar Embossed)	T25GSHK	Steel 0.016"	Kynar CarbonTech60	25 ft length 1 pc 41 lb/roll 48 carton




4" Shake Starter Strip	4SHKSSGAL	Steel 0.0155"	Kynar CarbonTech60	Mill 10 pc/ctn 25 lb/ctn 63 carton 10 pallet
-------------------------------	-----------	------------------	-----------------------	--



Retention Clip	MRC1.25G50 MRC1.25BLK50	Steel 0.025"	-	50 pc/ctn 2 lb/ctn
-----------------------	----------------------------	-----------------	---	-----------------------



(1.25") 1 ¼" Mill Screw	MRS1.25MILL250	-	Mill	250 pc/ctn 21 lb/ctn
--------------------------------	----------------	---	------	-------------------------



COLORS

- 109 Cedar [CDR]
- 106 Timber Ash [TASH]
- 108 Weathered Wood [VWD]



1. SHAKE SIDEWALL

Shake sidewall panel system (3 courses high).

2. OUTSIDE CORNER POST

Installed at the outside corner of the wall, allowing siding to be inserted on both sides.

3. UNDERSILL

Use to cover cut edge of panel.

4. J-CHANNEL

Use to cover cut edges of siding. Also used around sides and tops of windows and doors, eave line of gables, roof line of rakes, and in other areas where panel must be cut or notched.

5. TRIM COIL

Use for custom flashing.

6. STARTER STRIP

Secures the first row of panels to the wall.

RETENTION CLIP

Use with Shake Sidewall only. Holds vertical lap when installing panels.

(1.25") 1 1/4" MILL SCREW

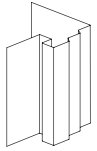
Use with Shake Sidewall only. 1.25" #10 zinc coated pan head.

Building Codes & Best Practices

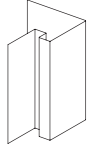
R703.3 Flashings. Approved corrosion-resistant flashing shall be applied shingle-fashion in a manner to prevent entry of water into the wall cavity or penetration of water in the building structural framing.

SOURCE: IRC 2018

Siding & Trim Accessories




BRICK MOLD
BK10
Aluminum 0.024"



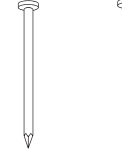
FLAT CASING
FC10
Aluminum 0.024"



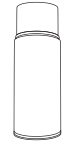
ANDERSEN BRICK
AB
Aluminum 0.019"



STARTER STRIP
Available in multiple size, style
and thickness combinations.
Available in Steel



1 1/4" TRIM NAILS
NSS: Steel
N: Aluminum




12 oz. SPRAY PAINT
P16



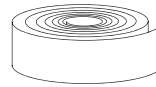
DRIP CAP
Available in multiple size and
thickness combinations.
Available in Aluminum and Steel



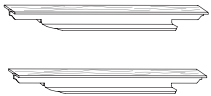
Z-FLASHINGS
Available in multiple sizes
Aluminum 0.019"



**ROOF-TO-WALL
FLASHINGS**
Available in multiple sizes
Aluminum 0.019"



**TRUWRAP WINDOW
FLASHING**
WF4X100: Tape Material



H-MOLD
Available in multiple sizes in
smooth and woodgrain
Aluminum 0.019"

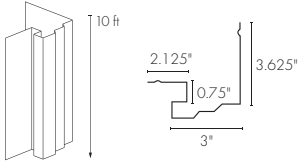
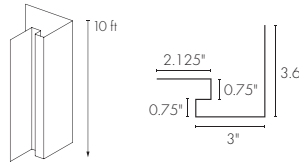
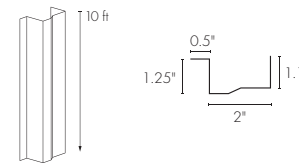


UTILITY TRIM
UT10
Aluminum 0.019"




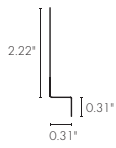
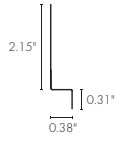
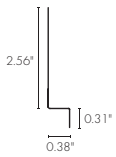
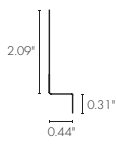
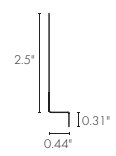
UTILITY MOLDING
UM10
Aluminum 0.019"

Window & Door Trim

DESCRIPTION	SKU	METAL/ THICKNESS	FINISH	LENGTH & SHIPPING	COLOR AVAILABILITY
3" Brick Mold	BK10	Aluminum 0.024"	Q800 TuffTech	10 ft length	System Colors
				7 pc/ctn 20 lb/ctn 25 carton 10 pallet	505 Green [GRE]
3" Flat Casings	FC10	Aluminum 0.024"	Q800 TuffTech	10 ft length	System Colors
				7 pc/ctn 20 lb/ctn 25 carton 10 pallet	505 Green [GRE]
Andersen Brick	AB	Aluminum 0.019"	Q800 TuffTech	10 ft length	System Colors
				20 pc/ctn 20 lb/ctn 48 carton 10 pallet	505 Green [GRE]

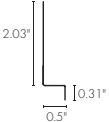
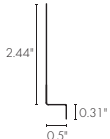
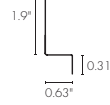
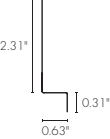
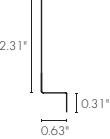
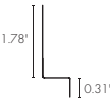
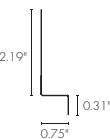
Drip Cap

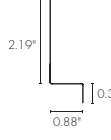
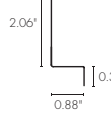
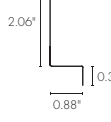
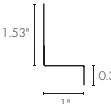
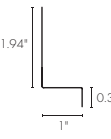
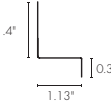
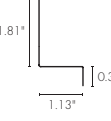


DESCRIPTION	SKU	METAL/ THICKNESS	FINISH	LENGTH & SHIPPING	COLOR AVAILABILITY
(0.3125") 5/16" Drip Cap	ADC.3125	Aluminum 0.019"	Q800 TuffTech	10 ft length	System Colors
			Mill	25 pc/ctn 14 lb/ctn 72 carton 10 pallet	000 Mill [M]
(0.375") 3/8" Drip Cap	ADC.375	Aluminum 0.019"	Q800 TuffTech	10 ft length	System Colors
			Mill	25 pc/ctn 14 lb/ctn 72 carton 10 pallet	000 Mill [M]
SDC28G.375		Steel 0.013"	Q800 TuffTech	10 ft length	518 Black [BLK] 502 Brown [B] 807 Clay [C] 523 Snowmist [SMT] 511 Terratone [TER]
			Mill	25 pc/ctn 34 lb/ctn 72 carton 10 pallet	000 Mill [M]
(0.4375") 7/16" Drip Cap	ADC.4375	Aluminum 0.019"	Q800 TuffTech	10 ft length	System Colors
			Mill	25 pc/ctn 14 lb/ctn 72 carton 10 pallet	000 Mill [M]
SDC28G.4375		Steel 0.013"	Q800 TuffTech	10 ft length	518 Black [BLK] 502 Brown [B] 807 Clay [C] 523 Snowmist [SMT] 511 Terratone [TER]
			Mill	25 pc/ctn 34 lb/ctn 72 carton 10 pallet	000 Mill [M]

Drip Cap




DESCRIPTION	SKU	METAL/ THICKNESS	FINISH	LENGTH & SHIPPING	COLOR AVAILABILITY
(0.5") ½" Drip Cap	ADC.5	Aluminum 0.019"	Q800 TuffTech	10 ft length	System Colors
			Mill	25 pc/ctn 14 lb/ctn 72 carton 10 pallet	000 Mill [M]
	SDC28G.5	Steel 0.013"	Q800 TuffTech	10 ft length	518 Black [BLK] 502 Brown [B] 807 Clay [C] 523 Snowmist [SMT] 511 Terratone [TER]
			Mill	25 pc/ctn 34 lb/ctn 72 carton 10 pallet	000 Mill [M]
	ADC.625	Aluminum 0.019"	Q800 TuffTech	10 ft length	System Colors
			Mill	25 pc/ctn 14 lb/ctn 72 carton 10 pallet	000 Mill [M]
(0.625") 5/8" Drip Cap	ADC.625	Aluminum 0.019"	Q800 TuffTech	10 ft length	System Colors
			Mill	25 pc/ctn 14 lb/ctn 72 carton 10 pallet	000 Mill [M]
	SDC28G.625	Steel 0.013"	Q800 TuffTech	10 ft length	518 Black [BLK] 502 Brown [B] 807 Clay [C] 523 Snowmist [SMT] 511 Terratone [TER]
			Mill	25 pc/ctn 34 lb/ctn 72 carton 10 pallet	000 Mill [M]
	ADCBLD.625	Aluminum 0.011"	Q800 TuffTech	10 ft length	502 Brown [B] 280 White [W]
			Mill	25 pc/ctn 10 lb/ctn 72 carton 10 pallet	000 Mill [M]
	ADC.75	Aluminum 0.019"	Q800 TuffTech	10 ft length	System Colors
			Mill	25 pc/ctn 14 lb/ctn 72 carton 10 pallet	000 Mill [M]
(0.75") ¾" Drip Cap	ADC.75	Aluminum 0.019"	Q800 TuffTech	10 ft length	System Colors
			Mill	25 pc/ctn 14 lb/ctn 72 carton 10 pallet	000 Mill [M]
	SDC28G.75	Steel 0.013"	Q800 TuffTech	10 ft length	518 Black [BLK] 502 Brown [B] 807 Clay [C] 523 Snowmist [SMT] 511 Terratone [TER]
			Mill	25 pc/ctn 34 lb/ctn 72 carton 10 pallet	000 Mill [M]
					

DESCRIPTION	SKU	METAL/ THICKNESS	FINISH	LENGTH & SHIPPING	COLOR AVAILABILITY
(0.875") 7/8" Drip Cap	ADC.875	Aluminum 0.019"	Q800 TuffTech	10 ft length	System Colors
			Mill	25 pc/ctn 14 lb/ctn 72 carton 10 pallet	000 Mill [M]
	SDC28G.875	Steel 0.013"	Q800 TuffTech	10 ft length	518 Black [BLK] 502 Brown [B] 807 Clay [C] 523 Snowmist [SMT] 511 Terratone [TER]
			Mill	25 pc/ctn 34 lb/ctn 72 carton 10 pallet	000 Mill [M]
	ADCBLD.875	Aluminum 0.011"	Q800 TuffTech	10 ft length	502 Brown [B] 280 White [W]
			Mill	25 pc/ctn 10 lb/ctn 72 carton 10 pallet	000 Mill [M]
	ADC1.0	Aluminum 0.019"	Q800 TuffTech	10 ft length	System Colors
			Mill	25 pc/ctn 14 lb/ctn 72 carton 10 pallet	000 Mill [M]
1" Drip Cap	ADC1.0	Aluminum 0.019"	Q800 TuffTech	10 ft length	System Colors
			Mill	25 pc/ctn 14 lb/ctn 72 carton 10 pallet	000 Mill [M]
	SDC28G1	Steel 0.013"	Q800 TuffTech	10 ft length	518 Black [BLK] 502 Brown [B] 807 Clay [C] 523 Snowmist [SMT] 511 Terratone [TER]
			Mill	25 pc/ctn 34 lb/ctn 72 carton 10 pallet	000 Mill [M]
	ADC1.125	Aluminum 0.019"	Q800 TuffTech	10 ft length	System Colors
			Mill	25 pc/ctn 14 lb/ctn 72 carton 10 pallet	000 Mill [M]
(1.125") 1 1/8" Drip Cap	ADC1.125	Aluminum 0.019"	Q800 TuffTech	10 ft length	System Colors
			Mill	25 pc/ctn 14 lb/ctn 72 carton 10 pallet	000 Mill [M]
	SDC28G1.125	Steel 0.013"	Q800 TuffTech	10 ft length	518 Black [BLK] 502 Brown [B] 807 Clay [C] 523 Snowmist [SMT] 511 Terratone [TER]
			Mill	25 pc/ctn 34 lb/ctn 72 carton 10 pallet	000 Mill [M]
					

Drip Cap

10 ft length




DESCRIPTION	SKU	METAL/ THICKNESS	FINISH	LENGTH & SHIPPING	COLOR AVAILABILITY
(1.25") 1 1/4" Drip Cap	ADC1.25	Aluminum 0.019"	Q800 TuffTech	10 ft length	System Colors
			Mill	25 pc/ctn 14 lb/ctn 72 carton 10 pallet	000 Mill [M]
	SDC28G1.25	Steel 0.013"	Q800 TuffTech	10 ft length	518 Black [BLK] 502 Brown [B] 807 Clay [C] 523 Snowmist [SMT] 511 Terratone [TER]
			Mill	25 pc/ctn 34 lb/ctn 72 carton 10 pallet	000 Mill [M]
	ADCBLD1.25	Aluminum 0.011"	Q800 TuffTech	10 ft length	502 Brown [B] 280 White [W]
			Mill	25 pc/ctn 10 lb/ctn 72 carton 10 pallet	000 Mill [M]
(1.3125") 1 5/16" Drip Cap	ADC1.3125	Aluminum 0.019"	Q800 TuffTech	10 ft length	System Colors
			Mill	25 pc/ctn 14 lb/ctn 72 carton 10 pallet	000 Mill [M]
	ADC1.375	Aluminum 0.019"	Q800 TuffTech	10 ft length	System Colors
			Mill	25 pc/ctn 14 lb/ctn 72 carton 10 pallet	000 Mill [M]
(1.375") 1 3/8" Drip Cap	ADC1.375	Aluminum 0.019"	Q800 TuffTech	10 ft length	System Colors
			Mill	25 pc/ctn 14 lb/ctn 72 carton 10 pallet	000 Mill [M]
	SDC28G1.375	Steel 0.013"	Q800 TuffTech	10 ft length	518 Black [BLK] 502 Brown [B] 807 Clay [C] 523 Snowmist [SMT] 511 Terratone [TER]
			Mill	25 pc/ctn 34 lb/ctn 72 carton 10 pallet	000 Mill [M]


DESCRIPTION	SKU	METAL/ THICKNESS	FINISH	LENGTH & SHIPPING	COLOR AVAILABILITY
(1.5") 1 1/2" Drip Cap	ADC1.5	Aluminum 0.019"	Q800 TuffTech	10 ft length	System Colors
			Mill	25 pc/ctn 20 lb/ctn 72 carton 10 pallet	000 Mill [M]
	SDC28G1.5	Steel 0.013"	Q800 TuffTech	10 ft length	518 Black [BLK] 502 Brown [B] 807 Clay [C] 523 Snowmist [SMT] 511 Terratone [TER]
			Mill	25 pc/ctn 43 lb/ctn 72 carton 10 pallet	000 Mill [M]
(1.625") 1 5/8" Drip Cap	ADC1.625	Aluminum 0.019"	Q800 TuffTech	10 ft length	System Colors
			Mill	25 pc/ctn 20 lb/ctn 72 carton 10 pallet	000 Mill [M]
	SDC28G1.625	Steel 0.013"	Q800 TuffTech	10 ft length	518 Black [BLK] 502 Brown [B] 807 Clay [C] 523 Snowmist [SMT] 511 Terratone [TER]
			Mill	25 pc/ctn 43 lb/ctn 72 carton 10 pallet	000 Mill [M]
(1.75") 1 3/4" Drip Cap	ADC1.75	Aluminum 0.019"	Q800 TuffTech	10 ft length	System Colors
			Mill	25 pc/ctn 20 lb/ctn 72 carton 10 pallet	000 Mill [M]
	SDC28G1.75	Steel 0.013"	Q800 TuffTech	10 ft length	518 Black [BLK] 502 Brown [B] 807 Clay [C] 523 Snowmist [SMT] 511 Terratone [TER]
			Mill	25 pc/ctn 43 lb/ctn 72 carton 10 pallet	000 Mill [M]

Drip Cap

10 ft length

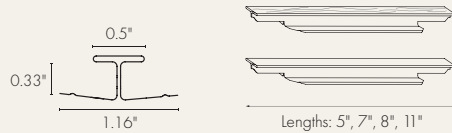


DESCRIPTION	SKU	METAL/ THICKNESS	FINISH	LENGTH & SHIPPING	COLOR AVAILABILITY
2" Drip Cap	ADC2	Aluminum 0.019"	Q800 TuffTech	10 ft length	System Colors
			Mill	25 pc/ctn 20 lb/ctn 72 carton 10 pallet	000 Mill [M]
	SDC28G2	Steel 0.013"	Q800 TuffTech	10 ft length	518 Black [BLK] 502 Brown [B] 807 Clay [C] 523 Snowmist [SMT] 511 Terratone [TER]
			Mill	25 pc/ctn 43 lb/ctn 72 carton 10 pallet	000 Mill [M]
(2.5") 2 1/2" Drip Cap	SDC28G2.5	Steel 0.013"	Q800 TuffTech	10 ft length	518 Black [BLK] 502 Brown [B] 807 Clay [C] 523 Snowmist [SMT] 511 Terratone [TER]
			Mill	25 pc/ctn 46 lb/ctn 72 carton 10 pallet	000 Mill [M]
	SDC28G3	Steel 0.013"	Q800 TuffTech	10 ft length	518 Black [BLK] 502 Brown [B] 807 Clay [C] 523 Snowmist [SMT] 511 Terratone [TER]
			Mill	25 pc/ctn 46 lb/ctn 72 carton 10 pallet	000 Mill [M]
3" Drip Cap	SDC28G3	Steel 0.013"	Q800 TuffTech	10 ft length	518 Black [BLK] 502 Brown [B] 807 Clay [C] 523 Snowmist [SMT] 511 Terratone [TER]
			Mill	25 pc/ctn 46 lb/ctn 72 carton 10 pallet	000 Mill [M]

Specialty
Flashings

DESCRIPTION	SKU	METAL/ THICKNESS	FINISH	LENGTH & SHIPPING	COLOR AVAILABILITY
Z-Flashing	JHZF.375	Aluminum 0.019"	Q800 TuffTech	10 ft length	280 Arctic White [AW] 177 Autumn Tan [AT] 405 Boothbay Blue [BB] 782 Chestnut Brown [CB] 819 Cobble Stone [COB] 411 Countrylane Red [CLR] 629 Deep Ocean [DO] 630 Grey Slate [GS] 331 Iron Gray [IG] 509 Khaki Brown [KB] 805 Light Mist [LM] 807 Monterey Taupe [MT] 327 Navajo Beige [NB] 770 Pearl Gray [PRLG770] 632 Rich Espresso [RE] 606 Sail Cloth [SC] 516 Sandstone Beige [SSB] 333 Soft Green [SG] 410 Timber Bark [TB] 335 Tuscan Gold [TG]
			Mill	25 pc/ctn 20 lb/ctn 40 carton 10 pallet	
	JHZF1.0625	Aluminum 0.019"	Q800 TuffTech	10 ft length	331 Iron Gray [IG] 509 Khaki Brown [KB] 805 Light Mist [LM] 807 Monterey Taupe [MT] 327 Navajo Beige [NB] 770 Pearl Gray [PRLG770] 632 Rich Espresso [RE] 606 Sail Cloth [SC] 516 Sandstone Beige [SSB] 333 Soft Green [SG] 410 Timber Bark [TB] 335 Tuscan Gold [TG]
			Mill	25 pc/ctn 30 lb/ctn 40 carton 10 pallet	
	JHZF1.375	Aluminum 0.019"	Q800 TuffTech	10 ft length	331 Iron Gray [IG] 509 Khaki Brown [KB] 805 Light Mist [LM] 807 Monterey Taupe [MT] 327 Navajo Beige [NB] 770 Pearl Gray [PRLG770] 632 Rich Espresso [RE] 606 Sail Cloth [SC] 516 Sandstone Beige [SSB] 333 Soft Green [SG] 410 Timber Bark [TB] 335 Tuscan Gold [TG]
			Mill	25 pc/ctn 24 lb/ctn 40 carton 10 pallet	000 Mill [M]
	Roof-To-Wall Flashing	JHDRWHAR	Aluminum 0.019"	Q800 TuffTech	10 ft length
Mill				10 pc/ctn 15 lb/ctn 40 carton 10 pallet	
	JHSRWHR	Aluminum 0.019"	Q800 TuffTech	10 ft length	807 Monterey Taupe [MT] 327 Navajo Beige [NB] 770 Pearl Gray [PRLG770] 632 Rich Espresso [RE] 606 Sail Cloth [SC] 516 Sandstone Beige [SSB] 333 Soft Green [SG] 410 Timber Bark [TB] 335 Tuscan Gold [TG]
			Mill	10 pc/ctn 12 lb/ctn 40 carton 10 pallet	000 Mill [M]

H-Mold




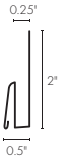










DESCRIPTION	SKU	METAL/ THICKNESS	FINISH	LENGTH & SHIPPING	COLOR AVAILABILITY
5" H-Mold	5HM3SM (Smooth)	Aluminum 0.019"	Q800 Tufftech	5 inch length	350 Beige [BG] 351 Biscuit [BIS] 352 Bungalow [BUN] 353 Cinnabar [CIN] 655 Chocolate [CHO655] 354 Clay [WLPC] 656 Clove [CLV] 266 Coastal Blue [CBL266] 507 Coffee [COF507] 361 Light Gray [LG] 657 Midnight [MIDN] 364 Mountain Lake [MTL] 767 Olive [OLV767] 509 Oyster Shell [OS509] 355 Pelican [PEL] 204 Pewter [PEW204] 356 Pewter Green [PGR] 357 Platinum [PLA] 177 Sand [SAN177] 358 Seal [SEL] 805 Silverplate [SIL805] 363 Smokey Ash [SMA] 359 Tan [TAN] 511 Terra Bronze [TER511] 523 Vanilla White [VANW523] 503 White [W503] 360 Gray Primer [GP]
	100 pc/ctn (4 bags of 25) 3 lb/ctn			360 Gray Primer	
	5HM3WG (Woodgrain)			100 carton	
6" H-Mold	6HM3SM (Smooth)	Aluminum 0.019"	Q800 Tufftech	6 inch length	361 Light Gray [LG] 657 Midnight [MIDN] 364 Mountain Lake [MTL] 767 Olive [OLV767] 509 Oyster Shell [OS509] 355 Pelican [PEL] 204 Pewter [PEW204] 356 Pewter Green [PGR] 357 Platinum [PLA] 177 Sand [SAN177] 358 Seal [SEL] 805 Silverplate [SIL805] 363 Smokey Ash [SMA] 359 Tan [TAN] 511 Terra Bronze [TER511] 523 Vanilla White [VANW523] 503 White [W503] 360 Gray Primer [GP]
	100 pc/ctn (4 bags of 25) 3 lb/ctn			360 Gray Primer	
	6HM3WG (Woodgrain)			100 carton	
7" H-Mold	7HM3SM (Smooth)	Aluminum 0.019"	Q800 Tufftech	7 inch length	361 Light Gray [LG] 657 Midnight [MIDN] 364 Mountain Lake [MTL] 767 Olive [OLV767] 509 Oyster Shell [OS509] 355 Pelican [PEL] 204 Pewter [PEW204] 356 Pewter Green [PGR] 357 Platinum [PLA] 177 Sand [SAN177] 358 Seal [SEL] 805 Silverplate [SIL805] 363 Smokey Ash [SMA] 359 Tan [TAN] 511 Terra Bronze [TER511] 523 Vanilla White [VANW523] 503 White [W503] 360 Gray Primer [GP]
	100 pc/ctn (4 bags of 25) 4 lb/ctn			360 Gray Primer	
	7HM3WG (Woodgrain)			100 carton	
8" H-Mold	8HM3SM (Smooth)	Aluminum 0.019"	Q800 Tufftech	8 inch length	361 Light Gray [LG] 657 Midnight [MIDN] 364 Mountain Lake [MTL] 767 Olive [OLV767] 509 Oyster Shell [OS509] 355 Pelican [PEL] 204 Pewter [PEW204] 356 Pewter Green [PGR] 357 Platinum [PLA] 177 Sand [SAN177] 358 Seal [SEL] 805 Silverplate [SIL805] 363 Smokey Ash [SMA] 359 Tan [TAN] 511 Terra Bronze [TER511] 523 Vanilla White [VANW523] 503 White [W503] 360 Gray Primer [GP]
	100 pc/ctn (4 bags of 25) 4 lb/ctn			360 Gray Primer	
	8HM3WG (Woodgrain)			100 carton	
11" H-Mold	11HM3SM (Smooth)	Aluminum 0.019"	Q800 Tufftech	11 inch length	361 Light Gray [LG] 657 Midnight [MIDN] 364 Mountain Lake [MTL] 767 Olive [OLV767] 509 Oyster Shell [OS509] 355 Pelican [PEL] 204 Pewter [PEW204] 356 Pewter Green [PGR] 357 Platinum [PLA] 177 Sand [SAN177] 358 Seal [SEL] 805 Silverplate [SIL805] 363 Smokey Ash [SMA] 359 Tan [TAN] 511 Terra Bronze [TER511] 523 Vanilla White [VANW523] 503 White [W503] 360 Gray Primer [GP]
	100 pc/ctn 6 lb/ctn			360 Gray Primer	
	11HM3WG (Woodgrain)			100 carton	




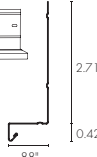

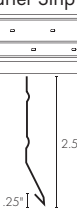

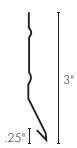

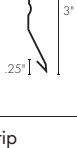




Utility Trim &
Utility Molding

DESCRIPTION	SKU	METAL/ THICKNESS	FINISH	LENGTH & SHIPPING	COLOR AVAILABILITY
Utility Trim	UT10	Aluminum 0.019"	Q800 Tufftech	10 ft length	518 Black [BLK] 502 Brown [B] 200 Cactus [CAT200] 827 Champagne [CAB] 807 Clay [C] 606 Cozy Cottage [CC] 327 Desert Tan [DTAN] 605 Eldridge Gray [EG] 522 Forest [FOR] 204 Granite [GRT204] 819 Herringbone [HER] 507 Mocha [MOC] 508 Musket [MUS] 521 Navy [NB] 509 Norwood [NOR] 805 Pewter [P805] 177 Sandy Beige [SB177] 523 Snowmist [SMT] 511 Terratone [TER] 280 White [W] 809 Wicker [WIC] 604 Wineberry [WBER]
				50 pc/ctn 21 lb/ctn 48 carton 10 pallet	
Utility Molding	UM10	Aluminum 0.019"	Q800 Tufftech	10 ft length	System Colors
				50 pc/ctn 28 lb/ctn 48 carton 10 pallet	

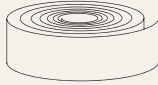
Starter Strip



DESCRIPTION	SKU	METAL/ THICKNESS	FINISH	LENGTH & SHIPPING	COLOR AVAILABILITY
Nail Lite Starter Strip  	NLS	Aluminum 0.019"	Galvanized (G40+)	10 ft length 50 pc/ctn 23 lb/ctn 48 carton 10 pallet	Color Varies
TruShake Starter Strip  	TSSSGAL	Steel 0.0155"	Galvanized (G40+)	10 ft length 25 pc/ctn 40 lb/ctn 72 carton 10 pallet	Color Varies
4" Thermal Wall Starter Strip  	4GALINSSS	Steel 0.0155"	Galvanized (G40+)	10 ft length 25 pc/ctn 62 lb/ctn 48 carton 10 pallet	Color Varies
Shake Starter Strip  	SSS	Steel 0.0155"	Galvanized (G40+)	10 ft length 10 pc/ctn 16 lb/ctn 72 carton 10 pallet	Color Varies
J Starter Strip  	SSJ	Steel 0.0155"	Galvanized (G40+)	10 ft length 10 pc/ctn 16 lb/ctn 72 carton 10 pallet	Color Varies
Rigid Stack Starter Strip  	RSS	Steel 0.013"	Galvanized (G40+)	10 ft length 50 pc/ctn 32 lb/ctn 48 carton 10 pallet	Color Varies

DESCRIPTION	SKU	METAL/ THICKNESS	FINISH	LENGTH & SHIPPING	COLOR AVAILABILITY
Profoam Starter Strip  	4GALPFISS	Steel 0.0155"	Galvanized (G40+)	10 ft length 20 pc/ctn 50 lb/ctn 48 carton 10 pallet	Color Varies
CedarMax Starter Strip  	CMAXSS	Steel 0.0155"	Galvanized (G40+)	10 ft length 25 pc/ctn 59 lb/ctn 63 carton 10 pallet	Color Varies
3" Starter Strip  	SSA	Aluminum 0.019"	Galvanized (G40+)	10 ft length 50 pc/ctn 25 lb/ctn 48 carton 10 pallet	Color Varies
3.5" Starter Strip  	3.5SSA	Aluminum 0.019"	Galvanized (G40+)	10 ft length 50 pc/ctn 39 lb/ctn 48 carton 10 pallet	Color Varies
3.5" Starter Strip  	3.5SSGAL	Steel 0.0155"	Galvanized (G40+)	10 ft length 25 pc/ctn 48 lb/ctn 63 carton 10 pallet	Color Varies
4" Starter Strip  	4SSGAL	Steel 0.0155"	Galvanized (G40+)	10 ft length 20 pc/ctn 48 lb/ctn 63 carton 10 pallet	Color Varies
6" Starter Strip  	6SSGAL	Steel 0.0155"	Galvanized (G40+)	10 ft length 20 pc/ctn 70 lb/ctn 48 carton 10 pallet	Color Varies

TruWrap Window Flashing



DESCRIPTION	SKU	METAL/ THICKNESS	FINISH	LENGTH & SHIPPING	COLOR AVAILABILITY
TruWrap Window Flashing	WF4X100	Tape	-	100 ft length 1 roll 6 lb/ctn 30 carton	-
4" wide x 100 ft long					

Accessories

DESCRIPTION	SKU	METAL	SHIPPING	COLOR AVAILABILITY		
(1.25") 1 1/4" Trim Nails	NSS	Steel	1 lb box	518 Black [BLK] 502 Brown [B] 200 Cactus [CAT200] 827 Champagne [CAB] 807 Clay [C] 606 Cozy Cottage [CC] 327 Desert Tan [DTAN] 301 Dragonfly [DFLY] 503 Eggshell [EGG] 605 Eldridge Gray [EG] 302 Florentine Gold [FLG] 522 Forest [FOR] 204 Granite [GRT204] 460 Great Water [GRWT] 505 Green [GRE] 461 Harbor Mist [HMST] 819 Herringbone [HER] 414 Ironstone [IRNS] 007 Matte Copper Penny [MCP] 507 Mocha [MOC] 508 Musket [MUS] 521 Navy [NB] 509 Norwood [NOR] 805 Pewter [PB05] 304 Pomegranate [POM] 306 Quartz [QZ] 307 Ripe Olive [RO] 177 Sandy Beige [SB177] 462 Silver Lining [SVRL] 424 Slate [SLA] 523 Snowmist [W] *280 White 511 Terratone [TER] 305 Thunder Cloud [THCL] 280 White [W] 809 Wicker [WIC] 604 Wineberry [WBER]	401 Bennington Beige [BENB] 411 Cottage Red [CREG] 405 Foothill Blue [FHB] 415 Gray Dusk [EG] *405 Eldridge Gray 425 Statuary Bronze [MOC] *507 Mocha 409 Sycamore [SYC] 410 Thatch [THA] 417 Birch [PB05] *805 Pewter M12 Captiva [WIC] *809 Wicker 109 Cedar [SHA] *407 Sahara M16 Cider Mill [BRUSHHD2CID] M17 English Saddle [TER] *511 Terratone M18 Mountain Laurel [SYC] *409 Sycamore M15 Napa Vine [C] *807 Clay 416 Spruce [CAT200] *200 Cactus 106 Timber Ash [MOC] *507 Mocha 108 Weathered Wood [GRT204] *204 Granite 463 Coal [B] *518 Black 464 Fiddlehead [BRUSHFIDH] 465 Sea Glass [BRUSHSEAG] 466 Tourmaline [BRUSHTOUR] 480 Autumn Thistle [TER] *511 Terratone 481 Driftwood [EG] *605 Eldridge Gray 482 Gilded Grain [GILD] 483 Sand Dollar [SVRL] *462 Silver Lining	
	N	Aluminum	1 lb box	518 Black [BLK] 502 Brown [B] 807 Clay [C] 606 Cozy Cottage [CC] 327 Desert Tan [DTAN] 503 Eggshell [EGG] 605 Eldridge Gray [EG] 819 Herringbone [HER] 508 Musket [MUS]	521 Navy [NB] 509 Norwood [NOR] 805 Pewter [PB05] 177 Sandy Beige [SB177] 511 Terratone [TER] 280 White [W] 809 Wicker [WIC] 604 Wineberry [WBER] 605 Eldridge Gray [EG]	
12 oz. Spray Paint	P16	-	12 pc (can sell individually)	System Colors TruCedar Solid Colors	2 lb/can	



Patents

INFINITY DRIP EDGE®

U.S. Patents: 10,132,085

TRUFIT PRE-NOTCHED DRIP EDGE™

U.S. Patents: 8,281,521 | 8,683,695 | 9,370,814

Canadian Patent: 2,768,934

Building Codes & Best Practices

DRIP EDGE

507.2.8.3, R905.2.8.5 Drip edge. A drip edge shall be provided at eaves and rake edges of shingle roofs. Adjacent segments of the drip edge shall be lapped not less than 2 inches. The vertical leg of drip edges shall not be less than 1 ½ inches in width... and shall extend back on the roof not less than 2 inches. SOURCE: IBC & IRC 2018

R905.2.8.6 Drip edge. Provide drip edge at eaves and gables of shingle roofs. Overlap to be a minimum of 3 inches. Eave drip edges shall extend ½ inch below sheathing and extend back on the roof a minimum of 2 inches. SOURCE: Florida RBC


FLASHINGS

R905.2.8.4 Other flashings. Flashing against a vertical front wall, as well as soil stack, vent pipe and chimney flashing, shall be applied in accordance with the asphalt shingle manufactures printed instructions. Source: IRC 2018

VALLEYS

R905.2.8.1 Valleys. Valley linings shall be installed in accordance with the manufacturers instructions before applying shingles. Source: IRC 2018

Roofing Accessories



INFINITY DRIP EDGE®
Aluminum 0.019"
Steel 0.013", 0.010"



TRUFIT™ PRE-NOTCHED DRIP EDGE
Aluminum 0.019", 0.016", 0.011"
Steel 0.013", 0.016", 0.019"



NON-NOTCHED DRIP EDGE
Aluminum 0.019", 0.011"
Steel 0.013", 0.010"
Copper 16 oz.



F8 DRIP EDGE
Aluminum 0.019"
Steel 0.013"



SIDERS EDGE
Aluminum 0.019"



C-STYLE DRIP EDGE
Aluminum 0.019"



ASPHALT DRIP
Aluminum 0.024", 0.019"
Steel 0.019", 0.016", 0.013", 0.010"



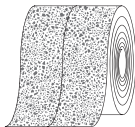
GRAVEL STOP
Aluminum 0.024"
Steel 0.019", 0.013"



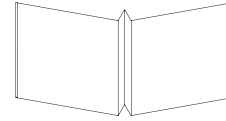
GUTTER APRON
Aluminum 0.019", 0.016", 0.011"
Steel 0.019", 0.016", 0.013"



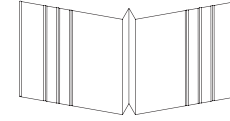
ROLL FLASHING
Aluminum 0.016", 0.011"
Steel 0.013"



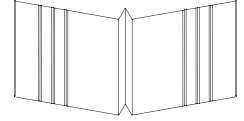
SEAMLESS SHINGLE STARTER
Stone & Glue Material



METAL VALLEY - SMOOTH
Aluminum 0.019"
Steel 0.016", 0.013"



METAL VALLEY - RIBBED
Aluminum 0.019"
Steel 0.019", 0.016", 0.013"
Copper 16 oz.



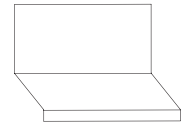
METAL VALLEY - RIBBED, WATERLOCK
Steel 0.016", 0.013"



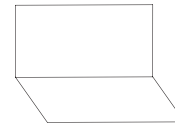
FLAT STEP FLASHING
Aluminum 0.011"
Steel 0.013"



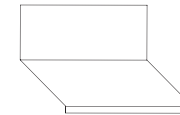
PREBENT STEP FLASHING
Aluminum 0.011"
Steel 0.013", 0.010"
Copper 16 oz.



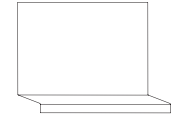
ROOF FLASHING
Aluminum 0.019"
Steel 0.015"



PORCH FLASHING
Aluminum 0.019"
Steel 0.019", 0.016", 0.013"



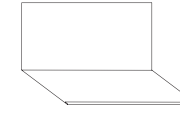
DORMER FLASHING
Steel 0.016"



DECK FLASHING
Steel 0.019"



REGLET:
WITH & WITHOUT RETURN
Steel 0.019", 0.016"



ANGLE FLASHING
Steel 0.016", 0.013"



Infinity Drip Edge® in 460 Great Water [GRWT]



From Left to Right:

- Row 1: 518 Black [BLK], 414 Ironstone [IRNS], 507 Mocha [MOC], 511 Terratone [TER], 424 Slate [SLA], 303 Morning Fog [MORF]
- Row 2: 307 Ripe Olive [RO], 522 Forest [FOR], 521 Navy [NB], 301 Dragonfly [DFLY], 460 Great Water [GRWT], 305 Thunder Cloud [THCL]
- Row 3: 304 Pomegranate [POM], 502 Brown [B], 508 Musket [MUS], 604 Wineberry [WBER], 007 Matte Copper Penny [MCP], 302 Florentine Gold [FLG]
- Row 4: 605 Eldridge Gray [EG], 204 Granite [GRT204], 462 Silver Lining [SVRL], 805 Pewter [P805], 461 Harbor Mist [HMST], 200 Cactus [CAT200]
- Row 5: 509 Norwood [NOR], 807 Clay [C], 809 Wicker [WIC], 177 Sandy Beige [SB177], 327 Desert Tan [DTAN], 306 Quartz [QZ]
- Row 6: 819 Herringbone [HER], 606 Cozy Cottage [CC], 827 Champagne [CAB], 503 Eggshell [EGG], 523 Snowmist [SMT], 280 White [W]


A person wearing a grey sweater and jeans is holding a large roll of blue roofing material. The roll is thick and has a textured surface with a light blue stripe running through it. The background is blurred, showing other people in a similar setting.

ROOFING ACCESSORIES

A tru difference maker.

Quality Edge roofing accessories have unbeatable durability and are easy to install. Combined with a lifetime limited warranty and the strength you need for a professional appearance our drip edge perimeter flashing, roof flashing, and metal valley offer infinite possibilities.

Infinity Drip Edge®



Infinity Drip Edge® - Aluminum & Steel

SKU	METAL/ THICKNESS	FINISH	LENGTH & SHIPPING	COLOR AVAILABILITY
IDE	Aluminum 0.019"	Q800 TuffTech	10 ft length 25 pc/ctn 29 lb/ctn 40 carton 10 pallet	System Colors
IDE28G	Steel 0.013"	Q800 TuffTech Mill	10 ft length 25 pc/ctn 68 lb/ctn 40 carton 10 pallet	518 Black [BLK] 502 Brown [B] 807 Clay [C] 327 Desert Tan [DTAN] 522 Forest [FOR] 204 Granite [GRT204] 702 Low Gloss Brown [LGB] 507 Mocha [MOC] 508 Musket [MUS] 523 Snowmist [SMT] 511 Terratone [TER] 280 White [W] 000 Mill [M]
IDE30G	Steel 0.010"	Q800 TuffTech Mill	10 ft length 25 pc/ctn 54 lb/ctn 40 carton 10 pallet	518 Black [BLK] 502 Brown [B] 507 Mocha [MOC] 511 Terratone [TER] 807 Clay [C] 327 Desert Tan [DTAN] 523 Snowmist [SMT] 000 Mill [M]

T-Style Drip Edge



1" T-Style Drip Edge - Aluminum & Steel

SKU	FEATURE	METAL/ THICKNESS	FINISH	LENGTH & SHIPPING	COLOR AVAILABILITY
IT	Pre-Notched	Aluminum 0.019"	Q800 TuffTech	10 ft length 50 pc/ctn 45 lb/ctn 36 carton 10 pallet	518 Black [BLK] 502 Brown [B] 807 Clay [C] 508 Musket [MUS] 805 Pewter [P805] 511 Terratone [TER] 280 White [W] 809 Wicker [WIC]
1TNNE	Non-Notched	Aluminum 0.011"	Q800 TuffTech Mill	10 ft length 50 pc/ctn 35 lb/ctn 30 carton 10 pallet	518 Black [BLK] 502 Brown [B] 511 Terratone [TER] 280 White [W]
1TTPGAL	Pre-Notched	Steel 0.016"	Q800 TuffTech Mill	10 ft length 25 pc/ctn 65 lb/ctn 42 carton 10 pallet	518 Black [BLK] 502 Brown [B] 807 Clay [C] 805 Pewter [P805] 523 Snowmist [SMT] 511 Terratone [TER] 809 Wicker [WIC] 000 Mill [M]
S1T28G	Pre-Notched	Steel 0.013"	Q800 TuffTech	10 ft length 25 pc/ctn 46 lb/ctn 42 carton 10 pallet	518 Black [BLK] 502 Brown [B] 807 Clay [C] 522 Forest [FOR] 508 Musket [MUS] 523 Snowmist [SMT] 511 Terratone [TER] 280 White [W] 000 Mill [M]
1TNN_G	Non-Notched	Steel 0.010"	Q800 TuffTech	10 ft length 25 pc/ctn 40 lb/ctn 42 carton 10 pallet	518 Black [BLK] 502 Brown [B] 807 Clay [C] 327 Desert Tan [DTAN] 507 Mocha [MOC] 523 Snowmist [SMT] 511 Terratone [TER] 000 Mill [M]

1 1/4" T-Style Drip Edge - Steel

SKU	FEATURE	METAL/ THICKNESS	FINISH	LENGTH & SHIPPING	COLOR AVAILABILITY
S1.25T28G	Pre-Notched	Steel 0.013"	Q800 TuffTech	10 ft length 25 pc/ctn 46 lb/ctn 42 carton 10 pallet	518 Black [BLK] 502 Brown [B] 327 Desert Tan [DTAN] 522 Forest [FOR] 523 Snowmist [SMT] 511 Terratone [TER] 280 White [W] 000 Mill [M]

1 1/2" T-Style Drip Edge - Aluminum

SKU	FEATURE	METAL/ THICKNESS	FINISH	LENGTH & SHIPPING	COLOR AVAILABILITY
1.5TNN	Non-notched	Aluminum 0.011"	Q800 TuffTech	10 ft length 50 pc/ctn 40 lb/ctn 30 carton 10 pallet	518 Black [BLK] 502 Brown [B] 807 Clay [C] 511 Terratone [TER] 280 White [W]
1.5T016	Pre-notched	Aluminum 0.016"	Q800 TuffTech	10 ft length 50 pc/ctn 40 lb/ctn 30 carton 10 pallet	200 Cactus [CAT200] 327 Desert Tan [DTAN] 508 Musket [MUS] 509 Norwood [NOR] 511 Terratone [TER] 280 White [W] 809 Wicker [WIC]
1.5T	Pre-notched	Aluminum 0.019"	Q800 TuffTech Mill	10 ft length 50 pc/ctn 50 lb/ctn 30 carton 10 pallet	System Colors 401 Bennington Beige [BENB] 411 Cottage Red [CRED] 405 Foothill Blue [FHB] 505 Green [GRE] 410 Thatch [THA]
1.5TNN	Non-notched	Aluminum 0.019"	Q800 TuffTech Mill	10 ft length 50 pc/ctn 50 lb/ctn 30 carton 10 pallet	System Colors
1.5T12	Pre-notched	Aluminum 0.019"	Q800 TuffTech Mill	12 ft length 25 pc/ctn 30 lb/ctn 30 carton 10 pallet	System Colors 401 Bennington Beige [BENB] 411 Cottage Red [CRED] 405 Foothill Blue [FHB] 505 Green [GRE] 410 Thatch [THA]
1.5XT	Pre-notched	Aluminum 0.019"	Q800 TuffTech Mill	10 ft length 50 pc/ctn 63 lb/ctn 30 carton 10 pallet	518 Black [BLK] 502 Brown [B] 819 Herringbone [HER] 511 Terratone [TER] 280 White [W]
1.5XXTA	Non-notched	Aluminum 0.019"	Q800 TuffTech Mill	10 ft length 25 pc/ctn 34 lb/ctn 15 carton 10 pallet	280 White [W]

1 1/2" T-Style Drip Edge - Steel

SKU	FEATURE	METAL/ THICKNESS	FINISH	LENGTH & SHIPPING	COLOR AVAILABILITY
1.5TNN_G	Non-notched	Steel 0.010"	Q800 TuffTech Mill	10 ft length 25 pc/ctn 42 lb/ctn 42 carton 10 pallet	518 Black [BLK] 502 Brown [B] 807 Clay [C] 523 Snowmist [SMT] 511 Terratone [TER] 280 White [W] 000 Mill [M]
S1.5T28G	Pre-notched	Steel 0.013"	Q800 TuffTech Mill	10 ft length 25 pc/ctn 49 lb/ctn 42 carton 10 pallet	518 Black [BLK] 502 Brown [B] 807 Clay [C] 327 Desert Tan [DTAN] 522 Forest [FOR] 204 Granite [GRT204] 507 Mocha [MOC] 508 Musket [MUS] 523 Snowmist [SMT] 511 Terratone [TER] 280 White [W] 702 Low Gloss Brown [LGB] 000 Mill [M]
1.5TTPGAL	Pre-notched	Steel 0.016"	Q800 TuffTech Mill	10 ft length 25 pc/ctn 64 lb/ctn 42 carton 10 pallet	518 Black [BLK] 502 Brown [B] 807 Clay [C] 327 Desert Tan [DTAN] 522 Forest [FOR] 204 Granite [GRT204] 507 Mocha [MOC] 509 Norwood [NOR] 523 Snowmist [SMT] 511 Terratone [TER] 702 Low Gloss Brown [LGB] 000 Mill [M]
1.5TNGAL_019	Pre-notched	Steel 0.019"	Q800 TuffTech Mill	10 ft length 15 pc/ctn 48 lb/ctn 42 carton 10 pallet	518 Black [BLK] 502 Brown [B] 327 Desert Tan [DTAN] 522 Forest [FOR] 204 Granite [GRT204] 523 Snowmist [SMT] 511 Terratone [TER]
S1.5TEL28G	Pre-notched	Steel 0.013"	Q800 TuffTech Mill	10 ft length 25 pc/ctn 65 lb/ctn 42 carton 10 pallet	518 Black [BLK] 502 Brown [B] 807 Clay [C] 522 Forest [FOR] 204 Granite [GRT204] 507 Mocha [MOC] 508 Musket [MUS] 523 Snowmist [SMT] 511 Terratone [TER] 280 White [W] 000 Mill [M]
<p>1 1/2" T-Style Drip Edge - Copper</p>					
SKU	FEATURE	METAL/ THICKNESS	FINISH	LENGTH & SHIPPING	COLOR AVAILABILITY
1.5TCOP	Non-notched	Copper 16 oz.	Bare	10 ft length 1 pc/ctn 5 lb/ctn 1 carton	Real Copper

1 3/4" T-Style Drip Edge - Aluminum & Steel

SKU	FEATURE	METAL/ THICKNESS	FINISH	LENGTH & SHIPPING	COLOR AVAILABILITY
1.75TTPGAL	Pre-notched	Steel 0.016"	Q800 TuffTech Mill	10 ft length 25 pc/ctn 62 lb/ctn 42 carton 10 pallet	502 Brown [B] 807 Clay [C] 523 Snowmist [SMT] 511 Terratone [TER]
1.75T10	Pre-notched	Aluminum 0.019"	Q800 TuffTech Mill	12 ft length 20 pc/ctn 22 lb/ctn 42 carton 10 pallet	System Colors
1.75T12	Pre-notched	Aluminum 0.019"	Q800 TuffTech	10 ft length 20 pc/ctn 25 lb/ctn 48 carton 8 pallet	System Colors
1.75T12	Pre-notched	Aluminum 0.019"	Q800 TuffTech	12 ft length 20 pc/ctn 25 lb/ctn 48 carton 8 pallet	502 Brown [B] 807 Clay [C] 523 Snowmist [SMT] 280 White [W]


2" T-Style Drip Edge - Aluminum & Steel

SKU	FEATURE	METAL/ THICKNESS	FINISH	LENGTH & SHIPPING	COLOR AVAILABILITY
2T	Pre-notched	Aluminum 0.019"	Q800 TuffTech	10 ft length 40 pc/ctn 40 lb/ctn 30 carton 8 pallet	System Colors 505 Green [GRE]
2T12	Pre-notched	Aluminum 0.019"	Q800 TuffTech	12 ft length 20 pc/ctn 25 lb/ctn 30 carton 8 pallet	System Colors 505 Green [GRE]
2TTPGAL	Pre-notched	Steel 0.016"	Q800 TuffTech	10 ft length 20 pc/ctn 50 lb/ctn 42 carton 10 pallet	518 Black [BLK] 502 Brown [B] 807 Clay [C] 523 Snowmist [SMT] 511 Terratone [TER]
S2T28G	Pre-notched	Steel 0.013"	Q800 TuffTech Mill	10 ft length 25 pc/ctn 59 lb/ctn 35 carton 10 pallet	518 Black [BLK] 502 Brown [B] 807 Clay [C] 523 Snowmist [SMT] 511 Terratone [TER] 280 White [W]

F8 Drip Edge - Aluminum & Steel

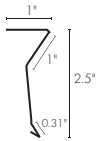
SKU	FEATURE	METAL/ THICKNESS	FINISH	LENGTH & SHIPPING	COLOR AVAILABILITY
F8	Pre-notched	Aluminum 0.019"	Q800 TuffTech	10 ft length 25 pc/ctn 40 lb/ctn 40 carton 10 pallet	518 Black [BLK] 502 Brown [B] 523 Snowmist [SMT]
SF828G	Pre-notched	Steel 0.013"	Q800 TuffTech Mill	10 ft length 25 pc/ctn 91 lb/ctn 42 carton 10 pallet	518 Black [BLK] 502 Brown [B] 523 Snowmist [SMT]

Siders Edge




Siders Edge - Aluminum

SKU	METAL/ THICKNESS	FINISH	LENGTH & SHIPPING	COLOR AVAILABILITY
SE	Aluminum 0.019"	Q800 TuffTech	10 ft length	518 Black [BLK] 502 Brown [B] 827 Champagne [CAB] 807 Clay [C] 606 Cozy Cottage [CC] 327 Desert Tan [DTAN] 503 Eggshell [EGG] 522 Forest [FOR] 204 Granite [GRT204] 819 Herringbone [HER] 507 Mocha [MOC] 508 Musket [MUS] 509 Norwood [NOR] 805 Pewter [P805] 177 Sandy Beige [SB177] 523 Snowmist [SMT] 511 Terratone [TER] 280 White [W] 809 Wicker [WIC] 604 Wineberry [WBER]

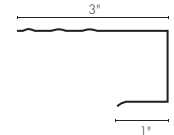
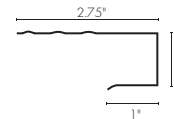
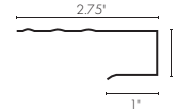


C-Style Drip Edge




C-Style Drip Edge - Aluminum

SKU	METAL/ THICKNESS	FINISH	LENGTH & SHIPPING	COLOR AVAILABILITY
1C	Aluminum 0.019"	Q800 TuffTech	10 ft length 50 pc/ctn 51 lb/ctn 36 carton 10 pallet	518 Black [BLK] 502 Brown [B] 807 Clay [C] 606 Cozy Cottage [CC] 605 Eldridge Gray [EG] 511 Terratone [TER] 280 White [W] 604 Wineberry [WBER]
1.5C	Aluminum 0.019"	Q800 TuffTech	10 ft length 50 pc/ctn 51 lb/ctn 30 carton 10 pallet	518 Black [BLK] 502 Brown [B] 807 Clay [C] 508 Musket [MUS] 511 Terratone [TER] 280 White [W]
2C	Aluminum 0.019"	Q800 TuffTech	10 ft length 40 pc/ctn 50 lb/ctn 30 carton 10 pallet	518 Black [BLK] 502 Brown [B] 522 Forest [FOR] 507 Mocha [MOC] 508 Musket [MUS] 805 Pewter [P805] 511 Terratone [TER] 280 White [W]



Asphalt Drip




1" Asphalt Drip - Steel

SKU	METAL/ THICKNESS	FINISH	LENGTH & SHIPPING	COLOR AVAILABILITY
1ADGAL_019	Steel 0.019"	Q800	10 ft length	518 Black [BLK] 502 Brown [B] 327 Desert Tan [DTAN] 522 Forest [FOR] 204 Granite [GRT204] 523 Snowmist [SMT] 511 Terratone [TER] 000 Mill [M]
		TuffTech Mill	25 pc/ctn 54 lb/ctn 40 carton 10 pallet	
1ADTPGAL	Steel 0.016"	Q800	10 ft length	518 Black [BLK] 502 Brown [B] 327 Desert Tan [DTAN] 522 Forest [FOR] 204 Granite [GRT204] 523 Snowmist [SMT] 511 Terratone [TER]
		TuffTech	25 pc/ctn 45 lb/ctn 40 carton 10 pallet	
S1AD28G	Steel 0.013"	Q800	10 ft length	518 Black [BLK] 502 Brown [B] 327 Desert Tan [DTAN] 522 Forest [FOR] 204 Granite [GRT204] 523 Snowmist [SMT] 511 Terratone [TER] 000 Mill [M]
		TuffTech Mill	25 pc/ctn 68 lb/ctn 40 carton 10 pallet	
1AD30	Steel 0.010"	Q800	10 ft length	518 Black [BLK] 502 Brown [B] 327 Desert Tan [DTAN] 523 Snowmist [SMT] 511 Terratone [TER] 000 Mill [M]
		TuffTech Mill	25 pc/ctn 28 lb/ctn 80 bundles	

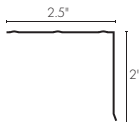
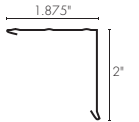
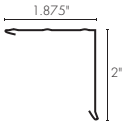
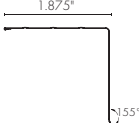
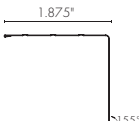
1 1/2" Asphalt Drip - Aluminum & Steel

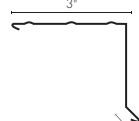

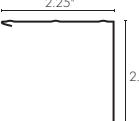

SKU	METAL/ THICKNESS	FINISH	LENGTH & SHIPPING	COLOR AVAILABILITY
1.5AD	Aluminum 0.019"	Q800	10 ft length	518 Black [BLK] 502 Brown [B] 807 Clay [C] 807 Clay [C] 511 Terratone [TER] 280 White [W]
		TuffTech	50 pc/ctn 45 lb/ctn 40 carton 10 pallet	
1.5ADTPGAL	Steel 0.016"	Q800	10 ft length	518 Black [BLK] 807 Clay [C] 523 Snowmist [SMT] 511 Terratone [TER]
		TuffTech	25 pc/ctn 58 lb/ctn 40 carton 10 pallet	
S1.5AD28G	Steel 0.013"	Q800	10 ft length	518 Black [BLK] 502 Brown [B] 327 Desert Tan [DTAN] 523 Snowmist [SMT] 511 Terratone [TER] 280 White [W] 000 Mill [M]
		TuffTech Mill	25 pc/ctn 36 lb/ctn 40 carton 10 pallet	
1.5AD30_G	Steel 0.010"	Q800	10 ft length	518 Black [BLK] 502 Brown [B] 327 Desert Tan [DTAN] 523 Snowmist [SMT] 511 Terratone [TER] 000 Mill [M]
		TuffTech Mill	25 pc/ctn 27 lb/ctn 80 bundles	
1.5AD30WG_G <i>(woodgrain)</i>	Steel 0.010"	Q800	10 ft length	518 Black [BLK] 502 Brown [B] 327 Desert Tan [DTAN] 523 Snowmist [SMT] 511 Terratone [TER]
		TuffTech	25 pc/ctn 27 lb/ctn 80 bundles	

Asphalt Drip




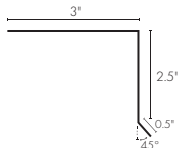
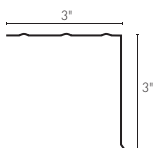
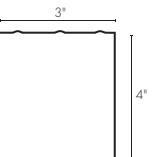
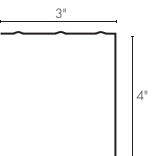
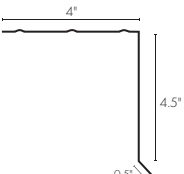
2" Asphalt Drip - Aluminum & Steel

SKU	METAL/ THICKNESS	FINISH	LENGTH & SHIPPING	COLOR AVAILABILITY
2AD	Aluminum 0.019"	Q800 Tufftech	10 ft length 50 pc/ctn 50 lb/ctn 40 carton 10 pallet	518 Black [BLK] 502 Brown [B] 807 Clay [C] 606 Cozy Cottage [CC] 605 Eldridge Gray [EG] 508 Musket [MUS] 511 Terratone [TER] 604 Wineberry [WBER]
				
2ADGAL_019	Steel 0.019"	Q800 Tufftech Mill	10 ft length 15 pc/ctn 42 lb/ctn 40 carton 10 pallet	518 Black [BLK] 502 Brown [B] 327 Desert Tan [DTAN] 522 Forest [FOR] 204 Granite [GRT204] 523 Snowmist [SMT] 511 Terratone [TER] 000 Mill [M]
				
S2AD28G	Steel 0.013"	Q800 Tufftech	10 ft length 25 pc/ctn 46 lb/ctn 40 carton 10 pallet	518 Black [BLK] 502 Brown [B] 327 Desert Tan [DTAN] 522 Forest [FOR] 523 Snowmist [SMT] 511 Terratone [TER]
				
2AD30_G	Steel 0.010"	Q800 Tufftech Mill	10 ft length 25 pc/ctn 34 lb/ctn 50 carton 10 pallet	518 Black [BLK] 502 Brown [B] 327 Desert Tan [DTAN] 523 Snowmist [SMT] 511 Terratone [TER] 000 Mill [M]
				
2AD30WG_G <i>(woodgrain)</i>	Steel 0.010"	Q800 Tufftech	10 ft length 25 pc/ctn 34 lb/ctn 50 carton 10 pallet	518 Black [BLK] 502 Brown [B] 327 Desert Tan [DTAN] 523 Snowmist [SMT] 511 Terratone [TER]
				

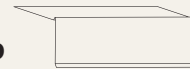
DESCRIPTION	SKU	METAL/ THICKNESS	FINISH	LENGTH & SHIPPING	COLOR AVAILABILITY
2" x 3" Asphalt Drip Edge Flange: 3"	2X3ADGAL_019	Steel 0.019"	Q800 Tufftech Mill	10 ft length 10 pc/ctn 34 lb/ctn 40 carton 10 pallet	502 Brown [B] 000 Mill [M]
					
	2X3ADTPGAL	Steel 0.016"	Q800 Tufftech Mill	10 ft length 10 pc/ctn 27 lb/ctn 40 carton 10 pallet	
2" x 4" Asphalt Drip Edge Flange: 4"	2X4ADGAL_019	Steel 0.019"	Q800 Tufftech Mill	10 ft length 15 pc/ctn 58 lb/ctn 40 carton 10 pallet	518 Black [BLK] 502 Brown [B] 327 Desert Tan [DTAN] 522 Forest [FOR] 204 Granite [GRT204] 523 Snowmist [SMT] 511 Terratone [TER]
					
	2X4ADTPGAL	Steel 0.016"	Q800 Tufftech Mill	10 ft length 15 pc/ctn 49 lb/ctn 40 carton 10 pallet	000 Mill [M]
(2.75") 2 3/4" Asphalt Drip Edge Flange: (2.25") 2 1/4"	S2.75AD28G	Steel 0.013"	Q800 Tufftech Mill	10 ft length 25 pc/ctn 59 lb/ctn 40 carton 10 pallet	518 Black [BLK] 502 Brown [B] 523 Snowmist [SMT] 280 White [W] 000 Mill [M]
					
3" Asphalt Drip Edge Flange: 3"	3AD	Aluminum 0.024"	Q800 Tufftech	10 ft length 25 pc/ctn 31 lb/ctn 35 carton 10 pallet	518 Black [BLK] 502 Brown [B] 508 Musket [MUS] 280 White [W]
					
	3AD_G	Steel 0.019"	Kynar	10 ft length 25 pc/ctn 65 lb/ctn 35 carton 10 pallet	518 Black [BLK] 502 Brown [B] 523 Snowmist [SMT]

Asphalt Drip

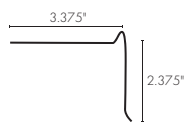
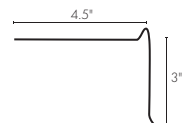
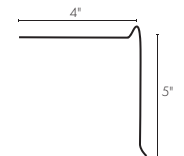
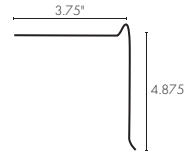
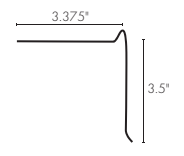
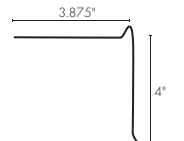


DESCRIPTION	SKU	METAL/ THICKNESS	FINISH	LENGTH & SHIPPING	COLOR AVAILABILITY
3" x 3" Asphalt Drip Edge Flange: 3" 	3X3ADGALP019	Steel 0.019"	Mill	10 ft length 10 pc/ctn 40 lb/ctn 40 carton 10 pallet	000 Mill [M]
	3X3ADTPGAL	Steel 0.016"	Q800 Tufftech	10 ft length 15 pc/ctn 47 lb/ctn 40 carton 10 pallet	518 Black [BLK] 502 Brown [B] 523 Snowmist [SMT] 511 Terratone [TER] 000 Mill [M]
4" Asphalt Drip Edge Flange: 3" 	4AD	Aluminum 0.024"	Q800 Tufftech	10 ft length 25 pc/ctn 47 lb/ctn 36 carton 10 pallet	502 Brown [B] 280 White [W]
4" x 3" Asphalt Drip Edge Flange: 3" 	4X3ADTPGAL	Steel 0.016"	Q800 Tufftech Mill	10 ft length 15 pc/ctn 63 lb/ctn 40 carton 10 pallet	518 Black [BLK] 502 Brown [B] 523 Snowmist [SMT] 511 Terratone [TER] 000 Mill [M]
5" x 4" Asphalt Drip Edge Flange: 4" 	5X4ADGALP019	Steel 0.019"	Mill	10 ft length 10 pc/ctn 59 lb/ctn 40 carton 10 pallet	000 Mill [M]


Gravel Stop

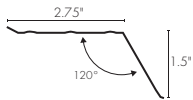
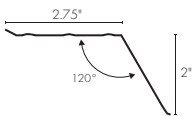
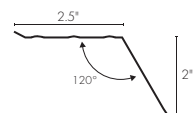


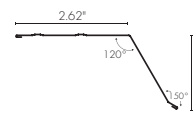
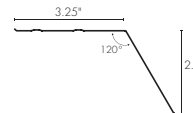
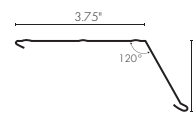
Gravel Stop - Aluminum & Steel

DESCRIPTION	SKU	METAL/ THICKNESS	FINISH	LENGTH & SHIPPING	COLOR AVAILABILITY
(2.5") 2 1/2" Gravel Stop 	2.5GSGALP019	Steel 0.019"	Mill	10 ft length 10 pc/ctn 39 lb/ctn 40 carton 10 pallet	000 Mill [M]
3" Gravel Stop 	3GS_G	Steel 0.019"	Kynar	10 ft length 10 pc/ctn 76 lb/ctn 40 carton 10 pallet	518 Black [BLK] 502 Brown [B] 280 White [W]
	3GSGALP019	Steel 0.019"	Paintable	10 ft length 10 pc/ctn 44 & 31 lb 40 carton 10 pallet	000 Mill [M]
	S3GS28G	Steel 0.013"	Mill	10 ft length 40 carton 10 pallet	
5" Gravel Stop 	5GS_G	Steel 0.019"	Kynar	10 ft length 10 pc/ctn 63 lb/ctn 40 carton 10 pallet	518 Black [BLK] 502 Brown [B] 280 White [W]
	5GSGALP019	Steel 0.019"	Mill	10 ft length 10 pc/ctn 50 lb/ctn 40 carton 10 pallet	000 Mill [M]
					
7" Gravel Stop 	7GS	Aluminum 0.024"	Q800 Tufftech	10 ft length 15 pc/ctn 28 lb/ctn 40 carton 10 pallet	518 Black [BLK] 502 Brown [B] 280 White [W]
8" Gravel Stop 	8GS	Aluminum 0.024"	Q800 Tufftech	10 ft length 15 pc/ctn 32 lb/ctn 40 carton 10 pallet	502 Brown [B] 280 White [W]

Gutter Apron

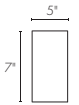
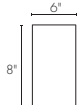
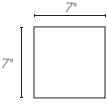
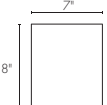
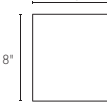



DESCRIPTION	SKU	METAL/THICKNESS	FINISH	LENGTH & SHIPPING	COLOR AVAILABILITY
(1.5") 1 1/2" Gutter Apron Flange: (2.75") 2 3/4" 	1.5GA	Aluminum 0.019"	Q800 TuffTech	10 ft length 50 pc/ctn 45 lb/ctn 40 carton 10 pallet	518 Black [BLK] 502 Brown [B] 807 Clay [C] 511 Terratone [TER] 280 White [W]
	1.5GATPGAL	Steel 0.016"	Q800 TuffTech	10 ft length 25 pc/ctn 58 lb/ctn 40 carton 10 pallet	518 Black [BLK] 502 Brown [B] 807 Clay [C] 523 Snowmist [SMT] 511 Terratone [TER]
2" Gutter Apron Flange: (2.75") 2 3/4" 	2GA	Aluminum 0.019"	Q800 TuffTech Mill	10 ft length 50 pc/ctn 50 lb/ctn 40 carton 10 pallet	System Colors 505 Green [GRE] 410 Thatch [THA] 000 Mill [M]
	2GAE	Aluminum 0.011"	Q800 TuffTech	10 ft length 50 pc/ctn 35 lb/ctn 40 carton 10 pallet	518 Black [BLK] 502 Brown [B] 807 Clay [C] 327 Desert Tan [DTAN] 509 Norwood [NOR] 511 Terratone [TER] 280 White [W] 809 Wicker [WIC]
2" Gutter Apron Flange: (2.5") 2 1/2" 	2GA016	Aluminum 0.016"	Q800 TuffTech	10 ft length 50 pc/ctn 40 lb/ctn 40 carton 10 pallet	502 Brown [B] 827 Champagne [CAB] 807 Clay [C] 327 Desert Tan [DTAN] 509 Norwood [NOR] 511 Terratone [TER] 280 White [W] 809 Wicker [WIC]


DESCRIPTION	SKU	METAL/THICKNESS	FINISH	LENGTH & SHIPPING	COLOR AVAILABILITY
2" Gutter Apron Flange: (2.625") 2 5/8" 	2GAGAL_019	Steel 0.019"	Q800 TuffTech	10 ft length 15 pc/ctn 48 lb/ctn 40 carton 10 pallet	518 Black [BLK] 502 Brown [B] 327 Desert Tan [DTAN] 204 Granite [GRT204] 523 Snowmist [SMT] 511 Terratone [TER] 000 Mill [M]
	2GATPGAL	Steel 0.016"	Q800 TuffTech Mill	10 ft length 25 pc/ctn 62 lb/ctn 40 carton 10 pallet	518 Black [BLK] 502 Brown [B] 807 Clay [C] 327 Desert Tan [DTAN] 204 Granite [GRT204] 507 Mocha [MOC] 508 Musket [MUS] 509 Norwood [NOR] 523 Snowmist [SMT] 511 Terratone [TER] 000 Mill [M]
(2.5") 2 1/2" Gutter Apron Flange: (3.25") 3 1/4" 	2.5GAX	Aluminum 0.019"	Q800 TuffTech	10 ft length 25 pc/ctn 30 lb/ctn 42 carton 10 pallet	518 Black [BLK] 502 Brown [B] 523 Snowmist [SMT] 511 Terratone [TER] 280 White [W]
	2X4GA120GAL_019	Steel 0.019"	Q800 TuffTech Mill	10 ft length 15 pc/ctn 58 lb/ctn 40 carton 10 pallet	518 Black [BLK] 502 Brown [B] 807 Clay [C] 327 Desert Tan [DTAN] 522 Forest [FOR] 204 Granite [GRT204] 523 Snowmist [SMT] 511 Terratone [TER]
2" x 4" Gutter Apron Flange: (3.75") 3 3/4" 	2X4GA120TPGAL	Steel 0.016"	Q800 TuffTech Mill	10 ft length 15 pc/ctn 49 lb/ctn 40 carton 10 pallet	518 Black [BLK] 502 Brown [B] 807 Clay [C] 327 Desert Tan [DTAN] 522 Forest [FOR] 204 Granite [GRT204] 523 Snowmist [SMT] 511 Terratone [TER] 000 Mill [M]

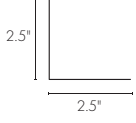

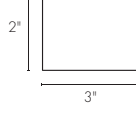
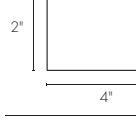
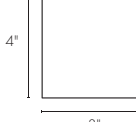
Flat Step Flashing

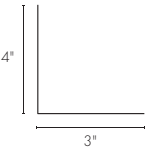
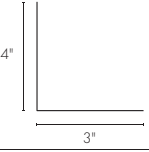
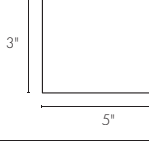
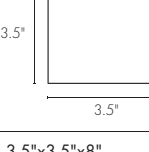
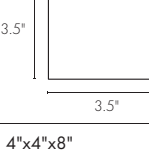
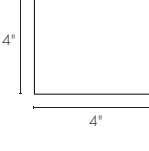


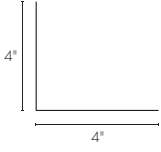
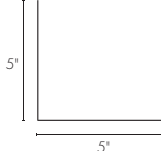
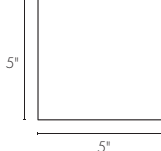
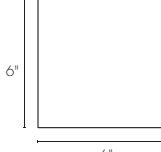
DESCRIPTION	SKU	METAL/ THICKNESS	FINISH	LENGTH & SHIPPING	COLOR AVAILABILITY
5" x 7" Flat Step Flashing 	S28G5X7SF	Steel 0.013"	Q800 TuffTech	100 pc/ctn 13 lb/ctn 100 carton 26 pallet	518 Black [BLK] 502 Brown [B] 523 Snowmist [SMT] 511 Terratone [TER] 000 Mill [M]
			Mill		
	5X7SF	Aluminum 0.011"	Q800 TuffTech	500 pc/ctn 20 lb/ctn 100 carton 26 pallet	Black 518/Brown 502 [BLK/B] White 280/Terratone 511 [W/TER] 000 Mill [M]
			Mill		
6" x 8" Flat Step Flashing 	S28G6X8SF	Steel 0.013"	Q800 TuffTech	100 pc/ctn 18 lb/ctn 100 carton 26 pallet	518 Black [BLK] 502 Brown [B] 523 Snowmist [SMT] 511 Terratone [TER] 000 Mill [M]
			Mill		
7" x 7" Flat Step Flashing 	S28G7X7SF	Steel 0.013"	Mill	100 pc/ctn 18 lb/ctn 100 carton 26 pallet	000 Mill [M]
	7X7SF	Aluminum 0.011"	Q800 TuffTech	500 pc/ctn 28 lb/ctn 100 carton 26 pallet	Black 518/Brown 502 [BLK/B] White 280/Terratone 511 [W/TER] 000 Mill [M]
			Mill		
7" x 8" Flat Step Flashing 	S28G7X8SF	Steel 0.013"	Mill	100 pc/ctn 20 lb/ctn 100 carton 26 pallet	000 Mill [M]
8" x 8" Flat Step Flashing 	S28G8X8SF	Steel 0.013"	Q800 TuffTech	100 pc/ctn 24 lb/ctn 100 carton 26 pallet	518 Black [BLK] 502 Brown [B] 523 Snowmist [SMT] 511 Terratone [TER] 000 Mill [M]
			Mill		
	8X8SF	Aluminum 0.011"	Mill	500 pc/ctn 35 lb/ctn 100 carton 26 pallet	000 Mill [M]
8" x 14" Flat Step Flashing 	S28G8X14SF	Steel 0.013"	Q800 TuffTech	50 pc/ctn 20 lb/ctn 100 carton 26 pallet	518 Black [BLK] 502 Brown [B] 523 Snowmist [SMT] 511 Terratone [TER] 000 Mill [M]
			Mill		

PreBent Steel Flashing



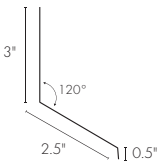
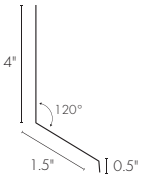
DESCRIPTION	SKU	METAL/ THICKNESS	FINISH	LENGTH & SHIPPING	COLOR AVAILABILITY
2.5"x2.5"x7" Prebent Step Flashing 	S28G2.5X2.5X7SF	Steel 0.013"	Q800 TuffTech	100 pc/ctn 13 lb/ctn 100 carton 26 pallet	518 Black [BLK] 502 Brown [B] 807 Clay [C] 523 Snowmist [SMT] 511 Terratone [TER] 000 Mill [M]
			Mill		
	2.5X2.5X7SF	Aluminum 0.011"	Q800 TuffTech	500 pc/ctn 20 lb/ctn 100 carton 26 pallet	518 Black [BLK] 502 Brown [B] 807 Clay [C] 507 Mocha [MOC] 805 Pewler [P805] 511 Terratone [TER] 280 White [W] 000 Mill [M]
			Mill		
	2.5X2.5X7SFCOP	Copper 16 oz	Mill	100 pc/ctn 25 lb/ctn 50 carton 26 pallet	-
2.5"x2.5"x7.625" Prebent Step Flashing 	2.5X2.5X7.625SF	Aluminum 0.011"	Q800 TuffTech	500 pc/ctn 18 lb/ctn 75 carton 26 pallet	518 Black [BLK] 502 Brown [B] 511 Terratone [TER] 000 Mill [M]
			Mill		
2"x3"x7" Prebent Step Flashing 	S28G2X3X7SF	Steel 0.013"	Q800 TuffTech	100 pc/ctn 13 lb/ctn 75 carton 26 pallet	518 Black [BLK] 000 Mill [M]
			Mill		
	2X3X7SF	Aluminum 0.011"	Q800 TuffTech	500 pc/ctn 39 lb/ctn 100 carton 26 pallet	518 Black [BLK] 502 Brown [B] 807 Clay [C] 511 Terratone [TER] 280 White [W] 000 Mill [M]
			Mill		
2"x4"x8" Prebent Step Flashing 	S28G2X4X8SF	Steel 0.013"	Q800 TuffTech	100 pc/ctn 18 lb/ctn 75 carton 26 pallet	518 Black [BLK] 502 Brown [B] 511 Terratone [TER] 000 Mill [M]
			Mill		
	2X4X8SF	Aluminum 0.011"	Mill	300 pc/ctn 16 lb/ctn 100 carton 26 pallet	000 Mill [M]
3"x4"x7" Prebent Step Flashing 	S28G3X4X7SF	Steel 0.013"	Q800 TuffTech	100 pc/ctn 18 lb/ctn 75 carton 26 pallet	518 Black [BLK] 502 Brown [B] 807 Clay [C] 511 Terratone [TER] 280 White [W]
			Mill		
	3X4X7SF	Aluminum 0.011"	Q800 TuffTech	300 pc/ctn 14 lb/ctn 100 carton 26 pallet	000 Mill [M]
			Mill		

DESCRIPTION	SKU	METAL/ THICKNESS	FINISH	LENGTH & SHIPPING	COLOR AVAILABILITY
3"x4"x7.625" Prebent Step Flashing	3X4X7.625SF	Aluminum 0.011"	Q800 TuffTech Mill	300 pc/ctn 17 lb/ctn 75 carton 26 pallet	518 Black [BLK] 502 Brown [B] 511 Terratone [TER] 280 White [W] 000 Mill [M]
					
3"x4"x9" Prebent Step Flashing	3X4X9SF	Aluminum 0.011"	Mill	300 pc/ctn 18 lb/ctn 100 carton 26 pallet	000 Mill [M]
					
3"x5"x8" Prebent Step Flashing	3X5X8SF	Aluminum 0.011"	Q800 TuffTech	300 pc/ctn 22 lb/ctn 100 carton 26 pallet	502 Brown [B]
					
3.5"x3.5"x7" Prebent Step Flashing	3.5X3.5X7SF	Aluminum 0.011"	Q800 TuffTech Mill	300 pc/ctn 15 lb/ctn 100 carton 26 pallet	518 Black [BLK] 502 Brown [B] 807 Clay [C] 511 Terratone [TER] 280 White [W] 000 Mill [M]
					
3.5"x3.5"x8" Prebent Step Flashing	3.5X3.5X8SF	Aluminum 0.011"	Q800 TuffTech	300 pc/ctn 17 lb/ctn 100 carton 26 pallet	518 Black [BLK] 502 Brown [B] 508 Musket [MUS]
					
4"x4"x8" Prebent Step Flashing	4X4X8SF30M90	Steel 0.010"	Mill	100 pc/ctn 19 lb/ctn 100 bundles	000 Mill [M]
					
	S28G4X4X8SF	Steel 0.013"	Q800 TuffTech Mill	100 pc/ctn 24 lb/ctn 75 carton 26 pallet	518 Black [BLK] 502 Brown [B] 605 Eldridge Gray [EG] 522 Forest [FOR] 204 Granite [GRT204] 508 Musket [MUS] 805 Pewter [P805] 523 Snowmist [SMT] 511 Terratone [TER] 000 Mill [M]
	4X4X8SF	Aluminum 0.011"	Q800 TuffTech Mill	300 pc/ctn 22 lb/ctn 100 carton 26 pallet	518 Black [BLK] 502 Brown [B] 511 Terratone [TER]

DESCRIPTION	SKU	METAL/ THICKNESS	FINISH	LENGTH & SHIPPING	COLOR AVAILABILITY
4"x4"x12" Prebent Step Flashing	S28G4X4X12SF	Steel 0.013"	Mill	100 pc/ctn 36 lb/ctn 75 carton 26 pallet	000 Mill [M]
					
	4X4X12SF	Aluminum 0.011"	Q800 TuffTech	100 pc/ctn 11 lb/ctn 100 carton 26 pallet	518 Black [BLK] 502 Brown [B] 511 Terratone [TER]
5"x5"x7" Prebent Step Flashing	5X5X7SF	Aluminum 0.011"	Q800 TuffTech Mill	500 pc/ctn 38 lb/ctn 100 carton 26 pallet	518 Black [BLK] 502 Brown [B] 280 White [W] 000 Mill [M]
					
5"x5"x8" Prebent Step Flashing	S28G5X5X8SF	Steel 0.013"	Q800 TuffTech Mill	100 pc/ctn 30 lb/ctn 75 carton 26 pallet	518 Black [BLK] 511 Terratone [TER] 000 Mill [M]
					
	5X5X8SF	Aluminum 0.011"	Q800 TuffTech Mill	100 pc/ctn 10 lb/ctn 100 carton 26 pallet	
6"x6"x10" Prebent Step Flashing	6X6X10SF30M	Steel 0.010"	Mill	100 pc/ctn 31 lb/ctn 100 carton 26 pallet	000 Mill [M]
					

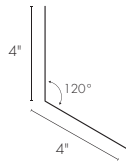
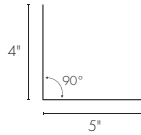
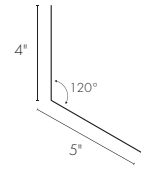
Base/Roof Flashing



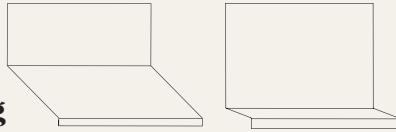
DESCRIPTION	SKU	METAL/ THICKNESS	FINISH	LENGTH & SHIPPING	COLOR AVAILABILITY
3"x3" Base/Roof Flashing	ABF3X3	Aluminum 0.019"	Q800 TuffTech	10 ft length	518 Black [BLK] 502 Brown [B] 511 Terratone [TER] 280 White [W]
				25 pc/ctn 33 lb/ctn 20 carton 10 pallet	
	BF3X3	Steel 0.015"	Q800 TuffTech	10 ft length	518 Black [BLK] 502 Brown [B] 511 Terratone [TER]
				25 pc/ctn 95 lb/ctn 20 carton 10 pallet	
4"x2" Base/Roof Flashing	BF4X2	Steel 0.015"	Q800 TuffTech	10 ft length	518 Black [BLK] 502 Brown [B] 511 Terratone [TER]
				25 pc/ctn 95 lb/ctn 20 carton 10 pallet	
					

Porch Flashing



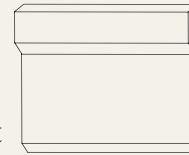
DESCRIPTION	SKU	METAL/ THICKNESS	FINISH	LENGTH & SHIPPING	COLOR AVAILABILITY
4"x4" - 120 degree Porch Flashing	S28GPF4X4_120	Steel 0.013"	Q800 TuffTech	10 ft length	518 Black [BLK] 502 Brown [B] 511 Terratone [TER]
				10 pc/ctn 35 lb/ctn 30 carton 10 pallet	
					
4"x5" - 90 degree Porch Flashing	S28GPF4X5	Steel 0.013"	Mill	10 ft length	000 Mill [M]
				10 pc/ctn 40 lb/ctn 30 carton 10 pallet	
					
PF4X526GAL	Steel 0.016"	Q800 TuffTech	Mill	10 ft length	518 Black [BLK] 502 Brown [B] 511 Terratone [TER] 523 Snowmist [SMT] 000 Mill [M]
				10 pc/ctn 49 lb/ctn 30 carton 10 pallet	
PF4X524GAL_019	Steel 0.019"	Mill	Mill	10 ft length	000 Mill [M]
				25 pc/ctn 60 lb/ctn 20 carton 10 pallet	
4"x5" - 120 degree Porch Flashing	PF	Aluminum 0.019"	Q800 TuffTech	10 ft length	518 Black [BLK] 502 Brown [B] 511 Terratone [TER] 280 White [W] 000 Mill [M]
				30 pc/ctn 58 lb/ctn 30 carton 10 pallet	
					
S28GPF4X5M 120	Steel 0.013"	Mill	Mill	10 ft length	000 Mill [M]
PF4X526GALM 120	Steel 0.016"	Mill	Mill	10 ft length	000 Mill [M]
				10 pc/ctn 49 lb/ctn 30 carton 10 pallet	

Dormer & Deck Flashing



DESCRIPTION	SKU	METAL/ THICKNESS	FINISH	LENGTH & SHIPPING	COLOR AVAILABILITY
Dormer Flashing	DORMFTPGAL	Steel 0.016"	Q800 TuffTech	10 ft length	518 Black [BLK] 502 Brown [B] 327 Desert Tan [DTAN] 204 Granite [GRT204] 523 Snowmist [SMT] 511 Terratone [TER]
			Mill	10 pc/ctn 51 lb/ctn 20 carton 10 pallet	000 Mill [M]
Deck Flashing	DFGALP019	Steel 0.019"	Q800 TuffTech	10 ft length	518 Black [BLK] 502 Brown [B] 511 Terratone [TER]
			Mill	10 pc/ctn 47 lb/ctn 20 carton 10 pallet	000 Mill [M]

Reglet



DESCRIPTION	SKU	METAL/ THICKNESS	FINISH	LENGTH & SHIPPING	COLOR AVAILABILITY
Reglet	REG4.25TPGAL	Steel 0.016"	Q800 TuffTech	10 ft length	518 Black [BLK] 502 Brown [B] 204 Granite [GRT204] 523 Snowmist [SMT] 511 Terratone [TER]
			Mill	15 pc/ctn 41 lb/ctn 30 carton 10 pallet	000 Mill [M]
Reglet	REG4.25TPGAL_019	Steel 0.019"	Q800 TuffTech	10 ft length	518 Black [BLK] 502 Brown [B] 204 Granite [GRT204] 523 Snowmist [SMT] 511 Terratone [TER]
			Mill	15 pc/ctn 51 lb/ctn 30 carton 10 pallet	000 Mill [M]
Reglet with Return	REG4.25TPGAL_/R	Steel 0.016"	Q800 TuffTech	10 ft length	518 Black [BLK] 502 Brown [B] 204 Granite [GRT204] 523 Snowmist [SMT] 511 Terratone [TER]
			Mill	15 pc/ctn 41 lb/ctn 30 carton 10 pallet	000 Mill [M]
Reglet with Return	REG4.25TPGAL_R019	Steel 0.019"	Q800 TuffTech	10 ft length	518 Black [BLK] 502 Brown [B] 204 Granite [GRT204] 523 Snowmist [SMT] 511 Terratone [TER]
			Mill	15 pc/ctn 58 lb/ctn 30 carton 10 pallet	000 Mill [M]

Angle Flashing



DESCRIPTION	SKU	METAL/ THICKNESS	FINISH	LENGTH & SHIPPING	COLOR AVAILABILITY
3"x3" Angle Flashing 90 degree	AF28G3X3	Steel 0.013"	Q800 TuffTech	10 ft length	518 Black [BLK] 502 Brown [B] 807 Clay [C] 523 Snowmist [SMT] 511 Terratone [TER]
			Mill	25 pc/ctn 67 lb/ctn 15 carton	000 Mill [M]
3"x5" Angle Flashing 180 degree	AF28G3X5WL180	Steel 0.013"	Q800 TuffTech	10 ft length	511 Terratone [TER]
			Mill	10 pc/ctn 36 lb/ctn 15 carton	000 Mill [M]
4"x4" Angle Flashing 180 degree	AF26G4X4WL180	Steel 0.016"	Q800 TuffTech	10 ft length	511 Terratone [TER]
			Mill	10 pc/ctn 44 lb/ctn 30 carton	000 Mill [M]
90 degree	AF28G4X4	Steel 0.013"	Q800 TuffTech	10 ft length	502 Brown [B] 523 Snowmist [SMT] 511 Terratone [TER]
			Mill	10 pc/ctn 36 lb/ctn 30 carton	000 Mill [M]
180 degree	AF28G4X4WL180	Steel 0.013"	Q800 TuffTech	10 ft length	518 Black [BLK] 502 Brown [B] 523 Snowmist [SMT] 511 Terratone [TER]
			Mill	10 pc/ctn 36 lb/ctn 30 carton	000 Mill [M]
135 degree, open hem	AF28G4X4WL135	Steel 0.013"	Q800 TuffTech	10 ft length	518 Black [BLK] 502 Brown [B] 523 Snowmist [SMT] 511 Terratone [TER]
			Mill	10 pc/ctn 36 lb/ctn 30 carton	000 Mill [M]

DESCRIPTION	SKU	METAL/ THICKNESS	FINISH	LENGTH & SHIPPING	COLOR AVAILABILITY
6"x6" Angle Flashing 90 degree	AF28G6X6	Steel 0.013"	Mill	10 ft length	000 Mill [M]
				10 pc/ctn 81 lb/ctn 30 carton	
	AF26G6X6	Steel 0.016"	Mill	10 ft length	000 Mill [M]
				10 pc/ctn 62 lb/ctn 30 carton	

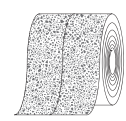
Roll Flashing



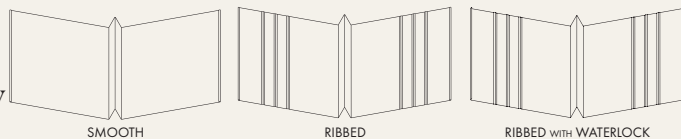
DESCRIPTION	SKU	METAL/ THICKNESS	FINISH	LENGTH	SHIPPING	COLOR AVAILABILITY
8" Roll Flashing	ARF8X25	Aluminum 0.011"	Q800 TuffTech	25 ft length	1 roll	518 Black [BLK] 502 Brown [B] 511 Terratone [TER]
	ARF8X50		Mill	50 ft length	50 carton 26 pallet	
	SRF8X25	Steel 0.013"	Q800 TuffTech	25 ft length	1 roll	000 Mill [M]
	SRF8X50		Mill	50 ft length	50 carton 26 pallet	
10" Roll Flashing	ARF10X25	Aluminum 0.011"	Q800 TuffTech	25 ft length	1 roll	518 Black [BLK] 502 Brown [B] 511 Terratone [TER]
	ARF10X50		Mill	50 ft length	50 carton 26 pallet	
	SRF10X25	Steel 0.013"	Q800 TuffTech	25 ft length	1 roll	000 Mill [M]
	SRF10X50		Mill	50 ft length	50 carton 26 pallet	
12" Roll Flashing	ARF12X25	Aluminum 0.011"	Q800 TuffTech	25 ft length	1 roll	518 Black [BLK] 502 Brown [B] 511 Terratone [TER]
	ARF12X50		Mill	50 ft length	50 carton 26 pallet	
	SRF12X25	Steel 0.013"	Q800 TuffTech	25 ft length	1 roll	000 Mill [M]
	SRF12X50		Mill	50 ft length	50 carton 26 pallet	
14" Roll Flashing	ARF14X25	Aluminum 0.011"	Q800 TuffTech	25 ft length	1 roll	518 Black [BLK] 502 Brown [B] 511 Terratone [TER]
	ARF14X50		Mill	50 ft length	25 carton 54 pallet	
	SRF14X25	Steel 0.013"	Q800 TuffTech	25 ft length	1 roll	000 Mill [M]
	SRF14X50		Mill	50 ft length	25 carton 54 pallet	
16" Roll Flashing	ARF16X25	Aluminum 0.011"	Q800 TuffTech	25 ft length	1 roll	518 Black [BLK] 502 Brown [B] 511 Terratone [TER]
	ARF16X50		Mill	50 ft length	25 carton 54 pallet	
	SRF16X25	Steel 0.013"	Q800 TuffTech	25 ft length	1 roll	000 Mill [M]
	SRF16X50		Mill	50 ft length	25 carton 54 pallet	
18" Roll Flashing	ARF18X25	Aluminum 0.011"	Q800 TuffTech	25 ft length	1 roll	518 Black [BLK] 502 Brown [B] 511 Terratone [TER]
	ARF18X50		Mill	50 ft length	25 carton 54 pallet	
	SRF18X25	Steel 0.013"	Q800 TuffTech	25 ft length	1 roll	000 Mill [M]
	SRF18X50		Mill	50 ft length	25 carton 54 pallet	

DESCRIPTION	SKU	METAL/ THICKNESS	FINISH	LENGTH	SHIPPING	COLOR AVAILABILITY
20" Roll Flashing	ARF20X25	Aluminum 0.011"	Q800 TuffTech	25 ft length	1 roll	518 Black [BLK] 502 Brown [B] 511 Terratone [TER]
	ARF20X50		Mill	50 ft length	25 carton 54 pallet	
	SRF20X25	Steel 0.013"	Q800 TuffTech	25 ft length	1 roll	000 Mill [M]
	SRF20X50		Mill	50 ft length	25 carton 54 pallet	
20" Roll Flashing - Professional Grade	SRF20X50M016	Aluminum 0.016"	Q800 TuffTech	25 ft length	1 roll	000 Mill [M]
24" Roll Flashing	ARF24X25	Aluminum 0.011"	Q800 TuffTech	25 ft length	1 roll	518 Black [BLK] 502 Brown [B] 511 Terratone [TER]
	ARF24X50		Mill	50 ft length	25 carton 54 pallet	
	SRF24X50M	Steel 0.013"	Mill	50 ft length	1 roll	000 Mill [M]
					25 carton 54 pallet	

DESCRIPTION	SKU	MATERIAL	LENGTH	SHIPPING
7.2"x33.5" Seamless Starter	SHS	Stone & Glue	33.5 ft	8 pc/ctn 57 lb/ctn 27 carton 28 pallet



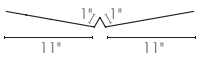
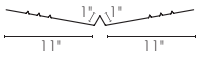
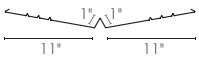
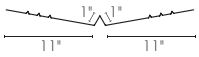
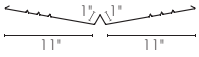
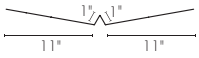
W-Valley



DESCRIPTION	SKU	METAL/ THICKNESS	NOTES	FINISH	LENGTH & SHIPPING	COLOR AVAILABILITY
18" W-Valley	TV18	Steel 0.019"	Ribbed	Q800 Tufftech Mill	10 ft length 250 pc/ctn 12 lb/pc	518 Black [BLK] 502 Brown [B] 511 Terratone [TER]
	TV18COP	Copper 16 oz	Ribbed	Mill	10 ft length 250 pc/ctn 15 lb/pc	000 Mill [M]
	18WV28G_NR	Steel 0.013"	Smooth	Mill	10 ft length 250 pc/ctn 8 lb/pc	518 Black [BLK] 502 Brown [B] 523 Snowmist [SMT] 511 Terratone [TER] 000 Mill [M]
	18WV28G	Steel 0.013"	Ribbed	Q800 Tufftech Mill	10 ft length 250 pc/ctn 8 lb/pc	
	18WV28G_WL	Steel 0.013"	Ribbed with Waterlock	Q800 Tufftech Mill	10 ft length 250 pc/ctn 8 lb/pc	

DESCRIPTION	SKU	METAL/ THICKNESS	NOTES	FINISH	LENGTH & SHIPPING	COLOR AVAILABILITY
20" W-Valley	20WV28G_NR	Steel 0.013"	Smooth	Q800 Tufftech Mill	10 ft length 250 pc/ctn 9 lb/pc	518 Black [BLK] 502 Brown [B] 523 Snowmist [SMT] 511 Terratone [TER] 280 White [W] 000 Mill [M]
	20WV28G	Steel 0.013"	Ribbed			
	20WV28G_WL	Steel 0.013"	Ribbed with Waterlock			
	20WV26G_NR	Steel 0.016"	Smooth	Q800 Tufftech Mill	10 ft length 250 pc/ctn 11 lb/pc	518 Black [BLK] 502 Brown [B] 511 Terratone [TER] 280 White [W] 000 Mill [M]
	TV20	Steel 0.016"	Ribbed	WeatherXL Mill	10 ft length 250 pc/ctn 10 lb/pc	
	20WV26G	Steel 0.016"	Ribbed	Q800 Tufftech Mill	10 ft length 250 pc/ctn 11 lb/pc	
	20WV26G_WL	Steel 0.016"	Ribbed with Waterlock	Q800 Tufftech	10 ft length 250 pc/ctn 11 lb/pc	518 Black [BLK] 502 Brown [B]
	20AWV_NRNH	Aluminum 0.019"	Smooth	Mill	10 ft length 250 pc/ctn 5 lb/pc	000 Mill [M]

W-Valley Continued

DESCRIPTION	SKU	METAL/ THICKNESS	NOTES	FINISH	LENGTH & SHIPPING	COLOR AVAILABILITY
24" W-Valley	24WV28G_NR	Steel 0.013"	Smooth	Q800 TuffTech Mill	10 ft length 250 pc/ctn 11 lb/pc	518 Black [BLK] 502 Brown [B] 511 Terratone [TER] 000 Mill [M]
						
	24WV28G	Steel 0.013"	Ribbed	Q800 TuffTech	10 ft length 250 pc/ctn 11 lb/pc	518 Black [BLK] 502 Brown [B] 327 Desert Tan [DTAN] 522 Forest [FOR] 508 Musket [MUS] 523 Snowmist [SMT] 511 Terratone [TER]
						
	24WV28G_WL	Steel 0.013"	Ribbed with Waterlock	Q800 TuffTech	10 ft length 250 pc/ctn 11 lb/pc	518 Black [BLK] 502 Brown [B] 327 Desert Tan [DTAN] 522 Forest [FOR] 523 Snowmist [SMT] 511 Terratone [TER]
						
	TV24	Steel 0.016"	Ribbed	Q800 TuffTech Mill	10 ft length 250 pc/ctn 13 lb/pc	518 Black [BLK] 502 Brown [B] 807 Clay [C] 523 Snowmist [SMT] 511 Terratone [TER] 702 Low Gloss Brown [LGB] 000 Mill [M]
						
	TV24_WL	Steel 0.016"	Ribbed with Waterlock	Q800 TuffTech	10 ft length 250 pc/ctn 13 lb/pc	518 Black [BLK] 502 Brown [B] 807 Clay [C] 511 Terratone [TER]
						
	24AWV	Aluminum 0.019"	Smooth	Q800 TuffTech	10 ft length 250 pc/ctn 5 lb/pc	518 Black [BLK] 502 Brown [B]
						



VISIT QUALITYEDGE.COM TO FIND METAL TRIM COLOR IDEAS TO MATCH ALL THE MAJOR SHINGLE BRANDS!



Patents

TRUVENT® SOFFIT

U.S. Patent: 7,137,224

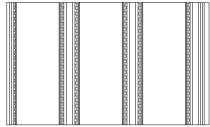
Canadian Patent: 2,496,496



TRUBEAD® SOFFIT

U.S. Patents: 8,176,691 | 8,209,864

Canadian Patent: 2,686,266



Building Codes & Best Practices

SOFFIT

"Proper ventilation [more in-take through soffit than exhaust through roof vents] can lower the attic temperature by as much as 50°F, which significantly reduces the home's heating and cooling demands. Ridge and soffit vents help keep the attic space well-ventilated, preventing a build-up of moisture and reducing heat in summer. These vents can prolong the life of the roof."

Typical one foot soffit overhangs should have at least an 11 NFA, so when used on both sides of the home will have a combined NFA of 22 to draw the air flow needed to work with a ridge vent system.

SOURCE: U.S. Department of Energy
https://web.archive.org/web/20120925234940/http://www1.eere.energy.gov/buildings/openhouse/soffit_vents.html/#

Soffit & Accessories



TRUVENT®
Hidden Vent Soffit
HVS
Aluminum 0.019"

NFA 11.0




TRUBEAD®
Vented Beaded Soffit
TBS3V
Aluminum 0.019"

NFA 10.2



TRUBEAD®
Solid Beaded Soffit
TBS3S
Aluminum 0.019"




TRULINE® HP
Double 5" Vented
D5VS
Aluminum 0.019"

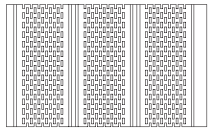
NFA 12.0



TRULINE® HP
Double 5" Solid
D5SS
Aluminum 0.019"

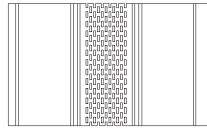


PORCH CEILING
Solid Soffit



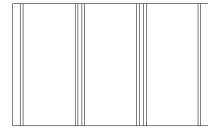
TRULINE® HP & TS
12" Full Vent Soffit
HP: SV
TS: SV_BLDR
Aluminum 0.019" & 0.016"

NFA 19.6

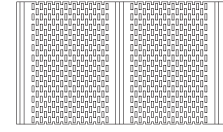


TRULINE® HP & TS
12" Center Vent Soffit
HP: CV
TS: SCV_BLDR
Aluminum 0.019" & 0.016"

NFA 5.9



TRULINE® HP & TS
12" Solid Soffit
HP: S
TS: S_BLDR
Aluminum 0.019" & 0.016"




TRULINE® HP
Double 6" Vented
D6VS
Aluminum 0.019"

NFA 12.0

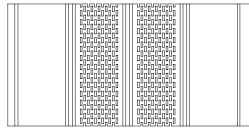


TRULINE® HP
Double 6" Solid
D6SS
Aluminum 0.019"



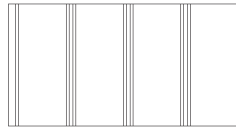
TRULINE® HP
16" Full Vent Soffit
HP: 16V
Aluminum 0.019" & 0.016"

NFA 19.1




TRULINE® HP & TS
16" Center Vent Soffit
HP: 16SCV
TS: 16SS_BLDR
Aluminum 0.019" & 0.016"

NFA 9.9



TRULINE® HP & TS
16" Solid Soffit
HP: 16SS
TS: S_BLDR
Aluminum 0.019" & 0.016"



VESTA
Full Vent Soffit
5PS8HD3V
Steel 0.020"

NFA 11.4

SOFFIT & ACCESSORIES



TruVent® Hidden Vent Soffit in 518 Black [BLK]

The right Soffit changes everything.

Quality Edge has designed, engineered and patented some of the most attractive and best performing ventilation products in the industry. With proper ventilation, cool, dry air is drawn in through the soffit and replaces the hot moist air that is created in your attic.




From Left to Right:

- Row 1: 518 Black [BLK], 414 Ironstone [IRNS], 507 Mocha [MOC], 511 Terratone [TER], 424 Slate [SLA], 303 Morning Fog [MORF]
- Row 2: 307 Ripe Olive [RO], 522 Forest [FOR], 521 Navy [NB], 301 Dragonfly [DFLY], 460 Great Water [GRWT], 305 Thunder Cloud [THCL]
- Row 3: 304 Pomegranate [POM], 502 Brown [B], 508 Musket [MUS], 604 Wineberry [WBER], 007 Matte Copper Penny [MCP], 302 Florentine Gold [FLG]
- Row 4: 605 Eldridge Gray [EG], 204 Granite [GRT204], 462 Silver Lining [SVRL], 805 Pewter [P805], 461 Harbor Mist [HMST], 200 Cactus [CAT200]
- Row 5: 509 Norwood [NOR], 807 Clay [C], 809 Wicker [WIC], 177 Sandy Beige [SB177], 327 Desert Tan [DTAN], 306 Quartz [QZ]
- Row 6: 819 Herringbone [HER], 606 Cozy Cottage [CC], 827 Champagne [CAB], 503 Eggshell [EGG], 523 Snowmist [SMT], 280 White [W]

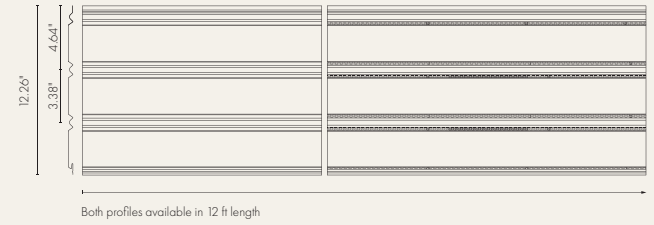


From Left to Right:
Row 1: 946 Dark Mahogany [DM], 943 Karri [K], 948 Medium Teak [MT]
Row 2: 947 Light Cherry [LC], 949 Rock Maple [RM]

TruVent® Hidden Vent Soffit



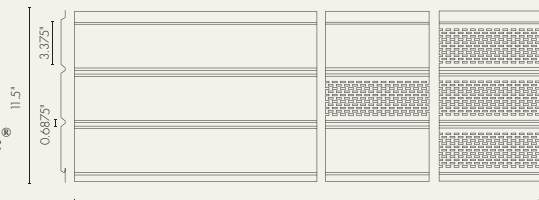
TruBead® Jet 45 Soffit



DESCRIPTION	SKU	METAL/ THICKNESS	FINISH	LENGTH & SHIPPING	COLOR AVAILABILITY
Full Vent	HVS	Aluminum 0.019"	Q800 TuffTech	12 ft length	System Colors
				16 pc/ctn 68 lb/ctn 27 carton 8 pallet	401 Bennington Beige [BENB] 411 Cottage Red [CREOD] 503 Eggshell [EGG] 405 Foothill Blue [FHB] 415 Gray Dusk [GDSK] 460 Great Water [GRWT] 461 Harbor Mist [HMST] 819 Herringbone [HER] 414 Ironstone [IRNS] 509 Norwood [NOR] 805 Pewter [P805] 307 Ripe Olive [RO] 462 Silver Lining [SVRL] 425 Statuary Bronze [STB] 409 Sycamore [SYC] 410 Thatch [THA] 280 White [W]
				192 sq ft	

DESCRIPTION	SKU	METAL/ THICKNESS	FINISH	LENGTH & SHIPPING	COLOR AVAILABILITY
Full Vent	TBS3V	Aluminum 0.019"	Q800 TuffTech	12 ft length	System Colors
				16 pc/ctn 60 lb/ctn 33 carton 8 pallet	505 Green [GRE]
				192 sq ft	
Solid	TBS3S				

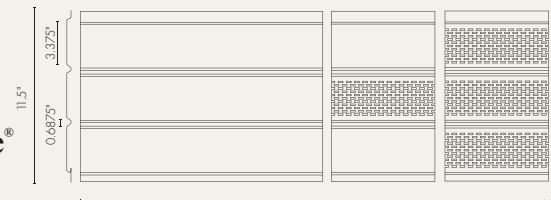
12" TruLine® HP Soffit



All profiles available in 12 ft length

DESCRIPTION	SKU	METAL/ THICKNESS	FINISH	LENGTH & SHIPPING	COLOR AVAILABILITY
Full Vent	SV	Aluminum 0.019"	Q800 TuffTech	12 ft length	System Colors
				16 pc/ctn 60 lb/ctn 33 carton 8 pallet	505 Green [GRE]
Center Vent	CV			192 sq ft	
Solid	S				


12" TruLine® TS Soffit



All profiles available in 12 ft length

DESCRIPTION	SKU	METAL/ THICKNESS	FINISH	LENGTH & SHIPPING	COLOR AVAILABILITY
Full Vent	SV_BLDR	Aluminum 0.016"	Q800 TuffTech	12 ft length	502 Brown [B] 827 Champagne [CAB] 807 Clay [C]
				16 pc/ctn 60 lb/ctn 33 carton 8 pallet	327 Desert Tan [DTAN] 507 Mocha [MOC] 509 Norwood [NOR] 511 Terratone [TER] 280 White [W] 809 Wicker [WIC]
Center Vent	SCV_BLDR			192 sq ft	
Solid	S_BLDR				

16" TruLine® HP Soffit



All profiles available in 12 ft length

DESCRIPTION	SKU	METAL/ THICKNESS	FINISH	LENGTH & SHIPPING	COLOR AVAILABILITY
Full Vent	16V	Aluminum 0.019"	Q800 TuffTech	12 ft length	System Colors
				12 pc/ctn 57 lb/ctn 32 carton 8 pallet	505 Green [GRE] 425 Statuary Bronze [STB]
Center Vent	16SCV			192 sq ft	
Solid	16SS				

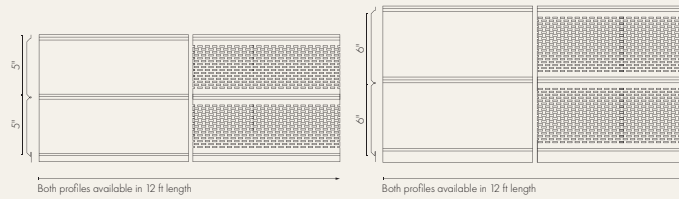
16" TruLine® TS Soffit




All profiles available in 12 ft length

DESCRIPTION	SKU	METAL/ THICKNESS	FINISH	LENGTH & SHIPPING	COLOR AVAILABILITY
Center Vent	16SS_BLDR	Aluminum 0.016"	Q800 TuffTech	12 ft length	502 Brown [B] 827 Champagne [CAB] 807 Clay [C] 327 Desert Tan [DTAN] 507 Mocha [MOC] 509 Norwood [NOR] 511 Terratone [TER] 280 White [W] 809 Wicker [WIC]
				12 pc/ctn 48 lb/ctn 32 carton 8 pallet	
Solid	S_BLDR			192 sq ft	

D5 & D6 TruLine® HP Soffit

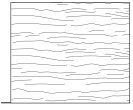


Porch Ceiling Collection

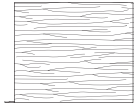


DESCRIPTION	SKU	METAL/ THICKNESS	FINISH	LENGTH & SHIPPING	COLOR AVAILABILITY
Double 5" Full Vent	D5VS	Aluminum 0.019"	Q800 TuffTech	12 ft length	System Colors
				20 pc/ctn 63 lb/ctn 33 carton 8 pallet 200 sq ft	
Double 5" Solid	D5SS				
Double 6" Full Vent	D6VS	Aluminum 0.019"	Q800 TuffTech	12 ft length	
				16 pc/ctn 60 lb/ctn 33 carton 8 pallet 200 sq ft	
Double 6" Solid	D6SS				

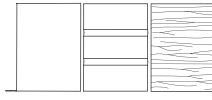
DESCRIPTION	SKU	METAL/ THICKNESS	FINISH	LENGTH & SHIPPING	COLOR AVAILABILITY
Solid	D5PC	Aluminum 0.024"	Q800 TuffTech	12 ft length	946 Dark Mahogany [DM] 943 Karri [K]
				20 pc/ctn 81.5 lb/ctn 33 carton 8 pallet 200 sq ft	947 Light Cherry [LC] 948 Medium Teak [MT] 949 Rock Maple [RM]



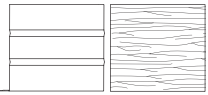
**TRUCEDAR®
WOODGRAIN FASCIA**
Available in 6" & 8"
Steel 0.016"



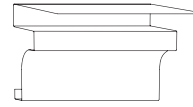
**TRULINE®
WOODGRAIN FASCIA**
Available in 6" & 8"
Steel 0.016"



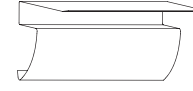
**TRULINE® HP
FASCIA**
Available in 4", 5 3/4", 6",
7 3/4", 8" & 10" sizes. Smooth,
ribbed & woodgrain options.
Aluminum 0.024"




**TRULINE® TS
FASCIA**
Available in 6" & 8" sizes.
Ribbed & Woodgrain options.
Aluminum 0.019"



COVE SOFFIT RECEIVER
Aluminum 0.019"



**RECESSED CROWN
MOLDING**
Aluminum 0.019"



MITRE DIVIDER
Aluminum 0.019"

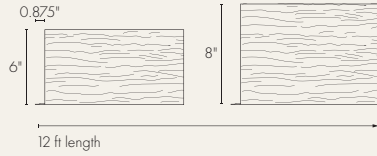


F-CHANNEL
Aluminum 0.019"



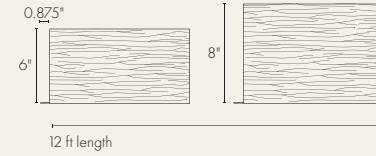
J-CHANNEL
Aluminum 0.019"

TruCedar® Woodgrain Fascia - Steel



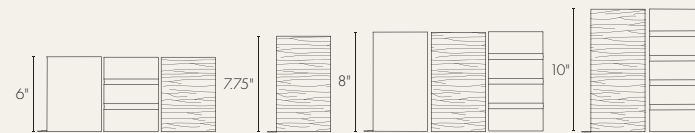
SIZE	SKU	NOTES	METAL/ THICKNESS	FINISH	LENGTH & SHIPPING	COLOR AVAILABILITY
6"	6FSS	Solid	Steel 0.016"	Kynar	12 ft length	SOLID 401 Bennington Beige [BENB] 411 Cottage Red [CREOD] 503 Eggshell [EGG] 405 Foothill Blue [FHB] 415 Gray Dusk [GDSK] 460 Great Water [GRWT] 461 Harbor Mist [HMST] 819 Herringbone [HER] 414 Ironstone [IRNS] 509 Norwood [NOR] 805 Pewter [P805] 307 Ripe Olive [RO] 462 Silver Lining [SVRL] 425 Statuary Bronze [STB] 409 Sycamore [SYC] 410 Thatch [THA] 280 White [W]
	6FSSHD2	HD2 Woodgrain			10 pc/ctn 54 lb/ctn 30 carton 8 pallet	
8"	8FSS	Solid	Steel 0.016"	Kynar	12 ft length	280 White [W]
	8FSSHD2	HD2 Woodgrain			10 pc/ctn 69 lb/ctn 30 carton 8 pallet	HD2 WOODGRAIN 417 Birch [BIR] M12 Captiva [CAP] 109 Cedar [CDR] M16 Cider Mill [CID] M17 English Saddle [ENG] M18 Mountain Laurel [MOU] M15 Napa Vine [NAP] 416 Spruce [SPR] 106 Timber Ash [TASH] 108 Weathered Wood [WWD]

TruLine® Woodgrain Fascia - Steel



SIZE	SKU	METAL/ THICKNESS	FINISH	LENGTH & SHIPPING	COLOR AVAILABILITY
6"	6FSWG	Steel 0.016"	Q800 Tufftech	12 ft length	807 Clay [C] 327 Desert Tan [DTAN] 522 Forest [FOR] 204 Granite [GRT204] 819 Herringbone [HER] 507 Mocha [MOC] 508 Musket [MUS] 509 Norwood [NOR] 511 Terratone [TER] 280 White [W]
				10 pc/ctn 49 lb/ctn 30 carton 8 pallet	
8"	8FSWG	Steel 0.016"	Q800 Tufftech	12 ft length	604 Wineberry [WBER] 425 Statuary Bronze [STB] 718 Low Gloss Black [LGBLK] 702 Low Gloss Brown [LGB] 723 Low Gloss Snowmist [LGSMT]
				10 pc/ctn 60 lb/ctn 30 carton 8 pallet	

TruLine® HP Fascia - Aluminum




All profiles available in 12 ft length

SIZE	SKU	DESCRIPTION	METAL/ THICKNESS	FINISH	LENGTH & SHIPPING	COLOR AVAILABILITY
4"	4F_SM	Smooth	Aluminum 0.024"	Q800 TuffTech	12 ft length	518 Black [BLK] 502 Brown [B] 200 Cactus [CAT200] 827 Champagne [CAB] 807 Clay [C] 606 Cozy Cottage [CC] 327 Desert Tan [DTAN] 503 Eggshell [EGG] 605 Eldridge Gray [EG] 522 Forest [FOR] 204 Granite [GRT204] 819 Herringbone [HER] 507 Mocha [MOC] 508 Musket [MUS] 521 Navy [NB] 509 Norwood [NOR] 805 Pewter [P805] 177 Sandy Beige [SB177] 523 Snowmist [SMT] 511 Terratone [TER] 280 White [W] 809 Wicker [WIC] 604 Wineberry [WBER] 401 Bennington Beige [BENB] 411 Cottage Red [CRED] 405 Foothill Blue [FHB] 415 Gray Dusk [GDSK] 425 Statuary Bronze [STB] 409 Sycamore [SYC] 410 Thatch [THA]
						25 pc/ctn 45 lb/ctn 40 carton 8 pallet
	4F	Ribbed: 1				
	4FW	TruLine® Woodgrain				
(5.75") 5 3/4"	5.75F	Ribbed: 2	Aluminum 0.024"	Q800 TuffTech	12 ft length	System Colors
	5.75FW	TruLine® Woodgrain			25 pc/ctn 60 lb/ctn 30 carton 8 pallet	


SIZE	SKU	DESCRIPTION	METAL/ THICKNESS	FINISH	LENGTH & SHIPPING	COLOR AVAILABILITY
6"	6F_SM	Smooth	Aluminum 0.024"	Q800 TuffTech	12 ft length	System Colors
						25 pc/ctn 62 lb/ctn 30 carton 8 pallet
	6F	Ribbed: 2				505 Green [GRE]
	6FW	TruLine® Woodgrain				
(7.75") 7 3/4"	7.75FW	TruLine® Woodgrain	Aluminum 0.024"	Q800 TuffTech	12 ft length	System Colors
					25 pc/ctn 78 lb/ctn 28 carton 8 pallet	
8"	8F_SM	Smooth	Aluminum 0.024"	Q800 TuffTech	12 ft length	System Colors
						25 pc/ctn 62 lb/ctn 28 carton 8 pallet
	8F	Ribbed: 3				505 Green [GRE]
	8FW	TruLine® Woodgrain				
10"	10F	Ribbed: 4	Aluminum 0.024"	Q800 TuffTech	12 ft length	518 Black [BLK] 502 Brown [B] 200 Cactus [CAT200] 827 Champagne [CAB] 807 Clay [C] 606 Cozy Cottage [CC] 327 Desert Tan [DTAN] 503 Eggshell [EGG] 605 Eldridge Gray [EG] 522 Forest [FOR] 204 Granite [GRT204] 819 Herringbone [HER] 507 Mocha [MOC] 508 Musket [MUS] 521 Navy [NB] 509 Norwood [NOR] 805 Pewter [P805] 177 Sandy Beige [SB177] 523 Snowmist [SMT] 511 Terratone [TER] 280 White [W] 809 Wicker [WIC] 604 Wineberry [WBER] 401 Bennington Beige [BENB] 411 Cottage Red [CRED] 405 Foothill Blue [FHB] 415 Gray Dusk [GDSK] 425 Statuary Bronze [STB] 409 Sycamore [SYC] 410 Thatch [THA]
						25 pc/ctn 98 lb/ctn 24 carton 8 pallet
	10FW	TruLine® Woodgrain				

TruLine® TS Fascia - Aluminum

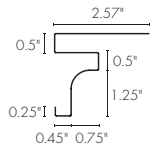


SIZE	SKU	DESCRIPTION	METAL/ THICKNESS	FINISH	LENGTH & SHIPPING	COLOR AVAILABILITY
6"	6F_BLDR	Ribbed: 2	Aluminum 0.019"	Q800 TuffTech	12 ft length	502 Brown [B] 827 Champagne [CAB] 807 Clay [C] 327 Desert Tan [DTAN] 509 Norwood [NOR] 511 Terratone [TER] 280 White [W]
	6FW_BLDR	TruLine® Woodgrain				
8"	8F_BLDR	Ribbed: 3	Aluminum 0.019"	Q800 TuffTech	12 ft length	502 Brown [B] 280 White [W]
	8FW_BLDR	TruLine® Woodgrain				

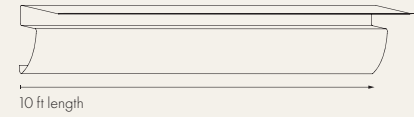
Cove Soffit Receiver



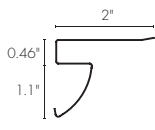
SKU	METAL/ THICKNESS	FINISH	LENGTH & SHIPPING	COLOR AVAILABILITY
CVSR	Aluminum 0.019"	Q800 TuffTech	10 ft length 10 pc/ctn 12 lb/ctn 40 carton 10 pallet	System Colors




Recessed Crown Molding



SKU	METAL/ THICKNESS	FINISH	LENGTH & SHIPPING	COLOR AVAILABILITY
RCM	Aluminum 0.019"	Q800 TuffTech	10 ft length 20 pc/ctn 20 lb/ctn 40 carton 10 pallet	System Colors 505 Green [GRE]




Mitre Divider



SIZE	SKU	METAL/ THICKNESS	FINISH	LENGTH & SHIPPING	COLOR AVAILABILITY
(0.375") 3/8" 	MD	Aluminum 0.019"	Q800 Tufftech	10 ft length	System Colors
				10 pc/ctn 15 lb/ctn 48 carton 10 pallet	505 Green [GRE] 425 Statuary Bronze [STB]
(0.50") 1/2" 	MD5	Aluminum 0.019"	Q800 Tufftech	10 ft length	System Colors
				10 pc/ctn 15 lb/ctn 48 carton 10 pallet	425 Statuary Bronze [STB]

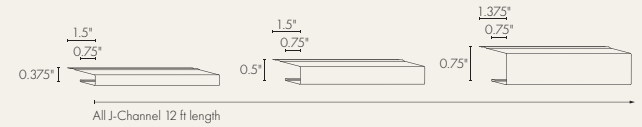
Use with TruVent®
Hidden Vent Soffit

F-Channel



SIZE	SKU	METAL/ THICKNESS	FINISH	LENGTH & SHIPPING	NOTES	COLOR AVAILABILITY
(0.375") 3/8"	F	Aluminum 0.019"	Q800 TuffTech	12 ft length	-	System Colors
				25 pc/ctn 36 lb/ctn 50 carton 10 pallet		505 Green [GRE] 425 Statuary Bronze [STB]
(0.50") 1/2"	F5	Aluminum 0.019"	Q800 TuffTech	12 ft length	Use with TruVent® Hidden Vent Soffit	System Colors TruCedar Solid Colors
				25 pc/ctn 36 lb/ctn 50 carton 10 pallet		

J-Channel



SIZE	SKU	METAL/ THICKNESS	FINISH	LENGTH & SHIPPING	NOTES	COLOR AVAILABILITY
(0.375") 3/8"	J	Aluminum 0.019"	Q800 TuffTech	12 ft length	-	System Colors
				25 pc/ctn 17 lb/ctn 100 carton 8 pallet		505 Green [GRE]
(0.50") 1/2"	J5	Aluminum 0.019"	Q800 TuffTech	12 ft length	Use with TruVent Hidden Vent Soffit	System Colors TruCedar Solid Colors 505 Green [GRE]
				25 pc/ctn 17 lb/ctn 100 carton 8 pallet		
(0.75") 3/4"	J75	Aluminum 0.019"	Q800 TuffTech	10 ft length	-	System Colors
				30 pc/ctn 20 lb/ctn 100 carton 8 pallet		

Best Practices

QE offers a wide variety of trim coil for custom fabricating decorative accents and design elements, and for protecting hard-to-reach areas. Our trim coil comes in many different finishes, metals, thicknesses and colors to suit a variety of purposes. Whether you're using treated or untreated lumber, we have the exact product for you!

Trim Coil

Elements OF QE ALLOY

ECONOMY

E

ECONOMY

T24BLD
Aluminum 0.016"

B

BASIC

TW/BK
Aluminum 0.018"

Q⁸

QUALITY

T
Aluminum 0.019"

W_G

WOODGRAIN

T24W
Aluminum 0.019"

PREMIUM

N_M

NO-MAR Q5000®

TNOMAR
Aluminum 0.019"

P

PVC

TPVC
Aluminum 0.019"

X_s

XTRA STRENGTH

TBW024
Aluminum 0.024"

I

ISOCOIL®

TISO
Aluminum 0.025"

SPECIALTY

G⁶⁰

GALVANIZED

T1430S, T1430SHD2
T1430SM, T1430SMHD3
Steel 0.016"

C_u

COPPER

18TCOP, 18TCOP30
Copper 16 oz

QE's H28 aluminum alloy is designed and engineered for better performance in the brake and on the house, and for a truly professional appearance.


Every one of our trim coils starts with recycled aluminum that is specially annealed, so you can actually feel the difference.

Quality Edge offers trim coil in 100+ colors that match today's most popular siding and window colors.






SYSTEM COLORS



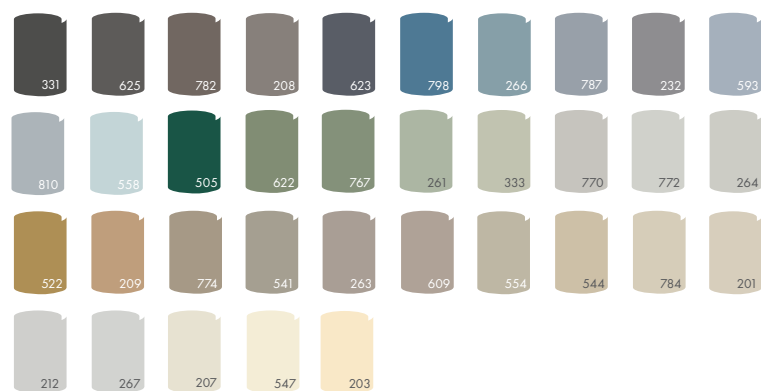
TRUCEDAR® COLORS



VESTA COLORS



ADDITIONAL COLORS



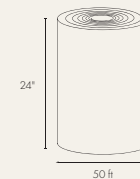
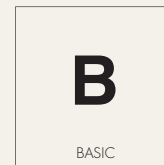
See following pages for color offering by sku.

Economy



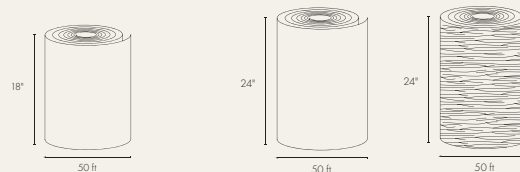
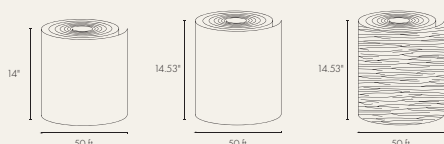

SIZE	SKU	METAL/ THICKNESS	FINISH	LENGTH & SHIPPING	NOTES	COLOR AVAILABILITY
24" x 50 ft	T24BLD	Aluminum 0.016"	Q800 TuffTech	1 roll 20 lb/roll 48 carton 26 pallet	-	280 White [W]

Basic



SIZE	SKU	METAL/ THICKNESS	FINISH	LENGTH & SHIPPING	NOTES	COLOR AVAILABILITY
24" x 50 ft	TW/BK	Aluminum 0.018"	Q800 TuffTech	1 roll 25 lb/roll 48 carton 26 pallet	-	280 White [W]


Q800
TuffTech™



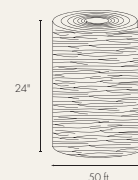
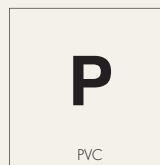
SIZE	SKU	METAL/ THICKNESS	FINISH	LENGTH & SHIPPING	NOTES	COLOR AVAILABILITY
14" x 50 ft	14TC	Aluminum 0.019"	Q800 TuffTech	1 roll 16 lb/roll 48 carton 26 pallet	Smooth	502 Brown/280 White [BW] 280 White/280 White [W/W]
14.53" x 50 ft	T14.53	Aluminum 0.019"	Q800 TuffTech	1 roll 16 lb/roll 48 carton 26 pallet	Smooth	518 Black [BLK] 502 Brown [B] 200 Cactus [CAT200] 827 Champagne [CAB] 807 Clay [C] 606 Cozy Cottage [CC] 327 Desert Tan [DTAN] 605 Eldridge Gray [EG] 522 Forest [FOR] 204 Granite [GRT204] 505 Green [GRE] 819 Herringbone [HER] 507 Mocha [MOC] 508 Musket [MUS] 521 Navy [NB] 509 Norwood [NOR] 805 Pewter [P805] 177 Sandy Beige [SB177] 523 Snowmist [SMT] 511 Terratone [TER] 280 White [W] 809 Wicker [WIC] 604 Wineberry [WBER]
	T14.53WG	Aluminum 0.019"	Q800 TuffTech	1 roll 16 lb/roll 48 carton 26 pallet	TruLine® Woodgrain	

SIZE	SKU	METAL/ THICKNESS	FINISH	LENGTH & SHIPPING	NOTES	COLOR AVAILABILITY
18" x 50 ft	18TC	Aluminum 0.019"	Q800 TuffTech	1 roll 20 lb/roll 48 carton 26 pallet	Smooth	502 Brown/280 White [BW] 280 White/280 White [W/W]
24" x 50 ft	T24W	Aluminum 0.019"	Q800 TuffTech	1 roll 28 lb/roll 48 carton 26 pallet	TruLine® Woodgrain	System Colors TruCedar Solid Colors 827 Beige [NXBG] 593 Blue Grey [RYLBUG] 263 Canyon Ridge [VTCR] 819 Champagne [NXCHA] 787 Charcoal Gray [RYLCG] 201 Classic Almond [CALM201] 609 Royal Clay [RYLC] 267 Clipper Gray [VTCGRA] 203 Cream [CRM203] 559 Cypress [CYP] 201 Desert [VTDES] 819 Driftwood [VTDFDT] 232 Flagstone [CTFLAG] 541 Granite Gray [GG] 625 Graphite [GRAT] 505 Green [GRE] 767 Grenadier Green [GDRGRE] 558 Harbor Blue [CHBLU] 789 Heritage Blue [RYLHERB] 827 Irish Linen [VTILIN] 331 Iron Gray [HARIG] 266 Lakeshore Blue [VTLSELU] 544 Light Maple [LM] 207 Linen [LIN207] 782 Natural Cedar [RYLNCD] 622 Olive [OLV] 774 Pebble Clay [RYLPEB] 208 Russet [RUS208] 554 Rye [RYE] 784 Sand [RYLSAN] 547 Sandstone Beige [SSB] 810 Sea Shale [SEA] 327 Sierra Brown [DTAN327] 212 Silver [SVR212] 623 Slate [CSLT] 333 Soft Green [HARSG] 261 Spring Meadow [VTSMED] 772 Sterling [RYLSTR] 335 Tuscan Gold [HARTG] 264 Twilight Gray [VTILG] 770 Victorian Gray [RYLVG]
	T	Aluminum 0.019"	Q800 TuffTech	1 roll 28 lb/roll 48 carton 26 pallet	Smooth	

Q800
TuffTech™
Xtra
Strength



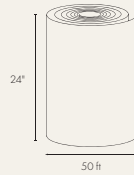
TruCoil®
PVC



SIZE	SKU	METAL/ THICKNESS	FINISH	LENGTH & SHIPPING	NOTES	COLOR AVAILABILITY
24" x 50 ft	TBW024	Aluminum 0.024"	Q800 TuffTech	1 roll 32 lb/roll 18 carton 26 pallet	Smooth	280 White/502 Brown [BW024]

SIZE	SKU	METAL/ THICKNESS	FINISH	LENGTH & SHIPPING	NOTES	COLOR AVAILABILITY
24" x 50 ft	TPVC	Aluminum 0.019"	PVC	1 roll 28 lb/roll 48 carton 26 pallet	TruLine® Woodgrain	518 Black [BLK] 502 Brown [B] 200 Cactus [CAT200] 827 Champagne [CAB] 807 Clay [C] 606 Cozy Cottage [CC] 327 Desert Tan [DTAN] 605 Eldridge Gray [EG] 522 Forest [FOR] 204 Granite [GRT204] 819 Herringbone [HER] 507 Mocha [MOC] 508 Musket [MUS] 521 Navy [NB] 509 Norwood [NOR] 805 Pewter [P805] 177 Sandy Beige [SB177] 523 Snowmist [SMT] 511 Terratone [TER] 280 White [W] 809 Wicker [WIC] 604 Wineberry [WBER] 741 Antique White [PVCHTLAW] 827 Beige [NXBG] 742 Birchwood [PVCHTLBIR] 743 Blue [PVCHTLBLU] 707 Bright White [PVCBW] 744 Brown [PVCHTLBRN] 263 Canyon Ridge [VTCR] 541 Castlestone [VTCS] 787 Charcoal Gray [RYLCG] 201 Classic Almond [CALM201] 609 Clay [RYLC] 267 Clipper Gray [VTCGRA] 552 Crane Country Beige [PVCCBG] 203 Cream [CRM203] 747 Cream [PVCRYLCRM] 201 Desert [VTDES] 819 Driftwood [RYLDFW] 541 Granite Gray [GG] 805 Gray [PVCHTLGRA] 789 Heritage Blue [RYLHERB] 827 Irish Linen [VTILIN] 206 Ivy [IVY206] 266 Lakeshore Blue [VTLSBLU] 207 Linen [LIN207] 758 Linen [PVCHTLIN] 750 Mist [PVCHTMLIS] 782 Natural Cedar [RYLNCED] 553 Pearl [PVCCPRL] 774 Pebble Clay [RYLPFB] 751 Pewter Gray [PVCHTLPEW] 554 Rye [RYE] 757 Sand [PVCRYLSAN] 753 Sandalwood [PVCHTLSDW] 327 Sierra Brown [DTAN327] 261 Spring Meadow [VTSMED] 770 Victorian Gray [RYLVG]

**No-Mar
Q5000®**



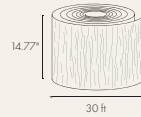
IsoCoil®



SIZE	SKU	METAL/ THICKNESS	FINISH	LENGTH & SHIPPING	NOTES	COLOR AVAILABILITY
24" x 50 ft	TNOMAR	Aluminum 0.019"	No-Mar Q5000	1 roll 28 lb/roll 48 carton 26 pallet	Pebble	LIMITED SYSTEM COLORS 518 Black [BLK] 502 Brown [B] 827 Champagne [CAB] 807 Clay [C] 606 Cozy Cottage [CC] 327 Desert Tan [DTAN] 301 Dragonfly [DFLY] 503 Eggshell [EGG] 605 Eldridge Gray [EG] 522 Forest [FOR] 204 Granite [GRT204] 460 Great Water [GRWT] 461 Harbor Mist [HMST] 819 Herringbone [HER] 414 Ironstone [IRNS] 507 Mocha [MOC] 303 Morning Fog [MORF] 508 Musket [MUS] 521 Navy [NB] 509 Norwood [NOR] 805 Pewter [P805] 304 Pomegranate [POM] 306 Quartz [QZ] 307 Ripe Olive [RO] 177 Sandy Beige [SB177] 462 Silver Lining [SVRL] 424 Slate [SLA] 523 Snowmist [SMT] 511 Terratone [TER] 305 Thunder Cloud [THCL] 280 White [W] 809 Wicker [WIC] 604 Wineberry [WBER] 526 Andersen White/525 Andersen Terratone [NOMARANDW/ANDTER] P68 Bright White [NMBW] 505 Green [GRE]

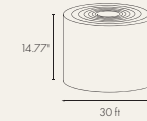
SIZE	SKU	METAL/ THICKNESS	FINISH	LENGTH & SHIPPING	NOTES	COLOR AVAILABILITY
24" x 50 ft	TISO	Aluminum 0.025"	Top: Q800 Tufftech Backing: Corrosion- resistant Vinyl	1 roll 25 lb/roll 48 carton 26 pallet	Smooth	502 Brown [B] 807 Clay [C] 280 White [W]

TruCedar® Trim Coil

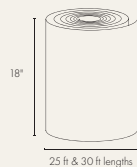
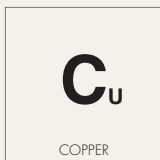


SIZE	SKU	METAL/ THICKNESS	FINISH	LENGTH & SHIPPING	NOTES	COLOR AVAILABILITY
14.77" x 30 ft <i>(TruCedar Siding)</i>	T1430S	Steel 0.016"	Kynar CarbonTech60 Corrosion- Resistant Barrier	1 roll 29 lb/roll 32 carton 26 pallet	TruCedar Woodgrain	401 Bennington Beige [BENB] 463 Coal [COAL] 411 Cottage Red [CRED] 503 Eggshell [EGG] 405 Foothill Blue [FHB] 415 Gray Dusk [GDSK] 460 Great Water [GRWT] 461 Harbor Mist [HMST] 819 Herringbone [HER] 414 Ironstone [IRNS] 509 Norwood [NOR] 805 Pewter [P805] 307 Ripe Olive [RO] 462 Silver Lining [SVRL] 425 Statuary Bronze [STB] 409 Sycamore [SYC] 410 Thatch [THA] 280 White [W]
	T1430SHD2	Steel 0.016"	Kynar CarbonTech60 Corrosion- Resistant Barrier	1 roll 29 lb/roll 32 carton 26 pallet	TruCedar Woodgrain	417 Birch [BIR] M12 Captiva [CAP] 109 Cedar [CDR] M16 Cider Mill [CID] M17 English Saddle [ENG] M18 Mountain Laurel [MOU] M15 Napa Vine [NAP] 416 Spruce [SPR] 106 Timber Ash [TASH] 108 Weathered Wood [WWD]
24" x 25 ft <i>(TruCedar Shake)</i>	T25GSHK	Steel 0.016"	HD3 Woodgrain: Kynar 500 CarbonTech90 Corrosion- Resistant Barrier	1 roll 41 lb/roll 48 carton	TruCedar Woodgrain	109 Cedar [CDR] 106 Timber Ash [TASH] 108 Weathered Wood [WWD]

Vesta Trim Coil



SIZE	SKU	METAL/ THICKNESS	FINISH	LENGTH & SHIPPING	NOTES	COLOR AVAILABILITY
14.77" x 30 ft	T1430SM	Steel 0.016"	Solid: Kynar CarbonTech90 Corrosion- Resistant Barrie	1 roll 29 lb/roll 32 carton 26 pallet	Smooth	463 Coal [COAL] 503 Eggshell [EGG] 464 Fiddlehead [FIDH] 460 Great Water [GRWT] 414 Ironstone [IRNS] 465 Sea Glass [SEAG] 462 Silver Lining [SVRL] 466 Tourmaline [TOUR] 280 White [W]
	T1430SMHD3	Steel 0.016"	HD3 Woodgrain: Kynar 500 CarbonTech90 Corrosion- Resistant Barrier	1 roll 29 lb/roll 32 carton 26 pallet	Smooth	480 Autumn Thistle [ATHS] 481 Driftwood [DFWD] 482 Gilded Grain [GILD] 483 Sand Dollar [SNDR]



Copper

SIZE	SKU	METAL/ THICKNESS	FINISH	LENGTH & SHIPPING	NOTES	COLOR AVAILABILITY
18" x 25 ft	18TCOP	Copper 16 oz	Bare	1 roll 38 lb/roll 12 carton 26 pallet	Smooth	NA
18" x 30 ft	18TCOP30	Copper 16 oz	Bare	1 roll 46 lb/roll 12 carton 26 pallet	Smooth	NA



Best Practices

Take the indoors out and expand living space with Inside Out® Underdecking's patented panels. Inside Out creates a finished look to the underside of the deck. No more visual clutter from exposed nails and dirty deck boards overhead.

Inside Out Underdecking channels the water down from the upper deck and away from the home, keeping the area below the deck dry and enjoyable for outdoor living. The specially designed panels and deep water brackets have been tested and approved to handle over 15" of water an hour.

Underdecking

INSIDE OUT[®] UNDERDECKING

Inside Out[®] Underdecking in 945 Medium Teak [N10]

Blurring the line between outside and inside.

Take the indoors out and expand living space with Inside Out[®] Underdecking's patented panels. Inside Out creates a finished look to the underside of the deck. No more visual clutter from exposed nails and dirty deck boards overhead.

Inside Out Underdecking channels the water down from the upper deck and away from the home, keeping the area below the deck dry and enjoyable for outdoor living. The specially designed panels and deep water brackets have been tested and approved to handle over 15" of water an hour.



Inside Out® Underdecking in 947 Light Cherry [LC]



From Left to Right:

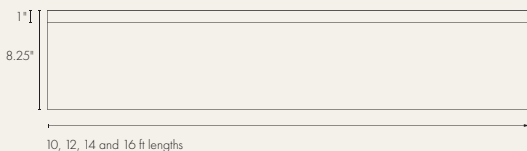
Row 1: 518 Black [BLK], 502 Brown [B], 604 Wineberry [WBER], 805 Pewter [P805]

Row 2: 807 Clay [C], 177 Sandy Beige [SB177], 827 Champagne [CAB], 280 White [W]

Row 3: 946 Dark Mahogany [DM], 943 Karri [K], 948 Medium Teak [MT]

Row 4: 947 Light Cherry [LC], 949 Rock Maple [RM]

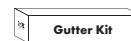
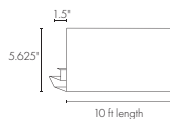
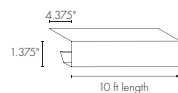
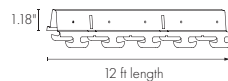
Inside Out® Panels



LENGTH	SKU	METAL/THICKNESS	FINISH	LENGTH & SHIPPING	COLOR AVAILABILITY
10 ft	UDC10	Aluminum 0.024"	Q800 TuffTech	12 pc/ctn 34 lb/ctn 20 carton 10 pallet	SOLID COLORS 518 Black [BLK] 502 Brown [B] 827 Champagne [CAB] 807 Clay [C]
	UDC4PC10	Aluminum 0.024"	Q800 TuffTech	4 pc/ctn 12 lb/ctn 20 carton 10 pallet	805 Pewter [P805] 177 Sandy Beige [SB177] 280 White [W] 604 Wineberry [WBER]
12 ft	UDC12	Aluminum 0.024"	Q800 TuffTech	12 pc/ctn 41 lb/ctn 20 carton 8 pallet	WOODGRAIN COLORS 946 Dark Mahogany [DM] 943 Karri [K] 947 Light Cherry [LC]
	UDC4PC12	Aluminum 0.024"	Q800 TuffTech	4 pc/ctn 14 lb/ctn 20 carton 8 pallet	948 Medium Teak [MT] 949 Rock Maple [RM]
14 ft	UDC14	Aluminum 0.024"	Q800 TuffTech	12 pc/ctn 48 lb/ctn 20 carton 6 pallet	
	UDC4PC14	Aluminum 0.024"	Q800 TuffTech	4 pc/ctn 16 lb/ctn 20 carton 6 pallet	
16 ft	UDC16	Aluminum 0.024"	Q800 TuffTech	12 pc/ctn 55 lb/ctn 20 carton 6 pallet	
	UDC4PC16	Aluminum 0.024"	Q800 TuffTech	4 pc/ctn 19 lb/ctn 20 carton 6 pallet	

Inside Out® Accessories

DESCRIPTION	SKU	METAL/THICKNESS	FINISH	LENGTH & SHIPPING	COLOR AVAILABILITY
Panel Carrier	SYMCARRIER20	Aluminum 0.024"	Q800 TuffTech	12 ft length 20 pc/ctn 47 lb/ctn 30 carton 8 pallet	Black
	SYMCARRIER4PC	Aluminum 0.024"	Q800 TuffTech	12 ft length 4 pc/ctn 10 lb/ctn 30 carton 8 pallet	Black
Perimeter G-Channel	UDC4PCGC	Aluminum 0.024"	Q800 TuffTech	10 ft length 4 pc/ctn 10 lb/ctn 35 carton 10 pallet	SOLID COLORS 518 Black [BLK] 502 Brown [B] 827 Champagne [CAB] 807 Clay [C] 805 Pewter [P805] 177 Sandy Beige [SB177] 280 White [W] 604 Wineberry [WBER]
Side Cap	UDC4PCSC	Aluminum 0.024"	Q800 TuffTech	10 ft length 4 pc/ctn 12 lb/ctn 35 carton 10 pallet	WOODGRAIN COLORS 946 Dark Mahogany [DM] 943 Karri [K] 947 Light Cherry [LC] 948 Medium Teak [MT] 949 Rock Maple [RM]
Boxed Gutter Kit	GKIT	Aluminum 0.019"	Q800 TuffTech	12 lb/ctn	518 Black [BLK] 502 Brown [B] 827 Champagne [CAB] 807 Clay [C] 805 Pewter [P805] 177 Sandy Beige [SB177] 280 White [W] 604 Wineberry [WBER]
Kit Contents:					
(2) 12 ft Gutter				(1) 2" x 3" "B" Style Elbow	
(1) 2" x 3" Down Pipe				(1) Slip Joint Connector	
(2) 5" Left and Right End Caps				(6) Hidden Hanger	
(2) Pipe Bands				(1) 2" x 3" Outlet	
(1) 2" x 3" "A" Style Elbow				(25) 0.5" Zip Screws	
				(1) Touch-Up Paint	
TruWrap Window Flashing	WF4X100			4" x 100 ft 1 roll 6 lb/roll 30 carton	NA
Carrier Screws	UDSCREW			1 lb box	NA



- Kit Contents:
- (2) 12 ft Gutter
 - (1) 2" x 3" Down Pipe
 - (2) 5" Left and Right End Caps
 - (2) Pipe Bands
 - (1) 2" x 3" "A" Style Elbow
 - (1) 2" x 3" "B" Style Elbow
 - (1) Slip Joint Connector
 - (6) Hidden Hanger
 - (1) 2" x 3" Outlet
 - (25) 0.5" Zip Screws
 - (1) Touch-Up Paint



Note: Longer screws may be needed for extended length decks.

**1. INSIDE OUT® PANEL**

Center panels, solid color or wood print. Needs to have a graded slope of 1/8" per foot for water to flow into gutter.

2. PANEL CARRIER

Use to hold and set the angle of the panels. Place every 3 feet. If going down or across the deck joists, 10 screws per carrier are needed. Screw into each joist if going across them.

3. PERIMETER G-CHANNEL

Use along the house.

4. SIDE CAP

Use on the sides of the deck to allow system to hang.

5. BOXED GUTTER KIT

Channels water from underdeck down and away from home. Gutter must be installed before panels.

TRUWRAP WINDOW FLASHING

Directs water over flashing.

CARRIER SCREWS

Grommeted screws used to hang the panel carrier.

Patents

TRUGUARD® GUTTER PROTECTION

U.S. Patents:

TruGuard® 6,993,870
7,347,027
7,506,476
7,584,576

Universal End Cap US 6,931,792 CANADA 2488088

Building Codes & Best Practices

The roof directs water into the gutters. Without free-flowing gutters and downspouts, water can collect and create problems. That's why QE Gutter Protection is an important part of any roof.

TruGuard® Gutter Protection attaches to the fascia – not to the roof – with patented fasteners. It strengthens your existing gutters. It's patented nose-forward design means that only water can get in – leaves, pine needles and debris are kept out – assuring the free flow of water from the roof to the ground.

Gutter Protection & Rainware

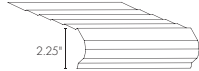
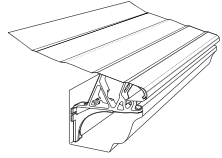
GUTTER PROTECTION & RAINWARE



Getting moisture down and out.

The roof directs water into the gutters. Without free-flowing gutters and downspouts, water can collect and create problems. That's why QE Gutter Protection and Rainware are an important part of any roof.

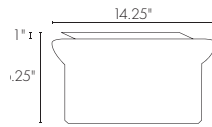
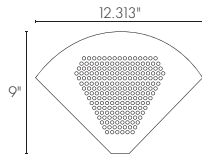
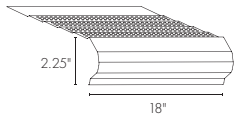
TruGuard® Gutter Protection attaches to the fascia—not to the roof—with patented fasteners. It strengthens your existing gutters. It's patented nose-forward design means that only water can get in—leaves, pine needles and debris are kept out – assuring the free flow of water from the roof to the ground.



TRUGUARD® GUTTER PROTECTION KIT
5": GPP
6": GPP6
Aluminum 0.024"

TRUGUARD® PANEL
13.5": GPPANEL
15": GP15P
Aluminum 0.024"

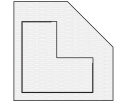
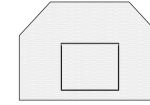
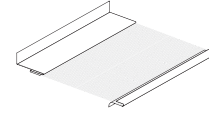
TRUGUARD® CLIP
5": 5SCB
6": 6SCB
Comes with 3" screws



18" HIGH-CAPACITY PORTED PANEL
GPPHC18
Aluminum 0.024"

INSIDE CORNERS
GPIC
Aluminum 0.024"

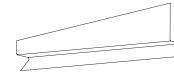
UNIVERSAL END CAPS
GPEUC
Aluminum 0.024"



GUTTER GEKKO® MICRO MESH PANELS
5": GGKM5
6": GGKM6
Aluminum 0.024"

STRAIGHT MITRE
5": GGKM5SM
6": GGKM6SM
Aluminum 0.024"

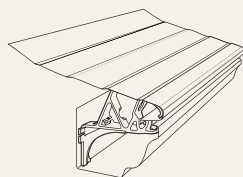
INSIDE MITRE
5": GGKM5IM
6": GGKM6IM
Aluminum 0.024"

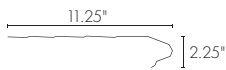
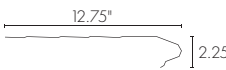




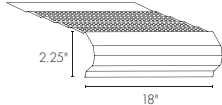
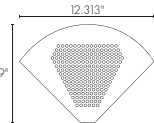
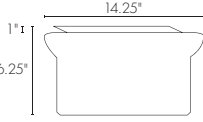
UNIVERSAL END CAPS
5": GGKM5EC
6": GGKM6EC
Aluminum 0.024"

1/2" PAINTED ZIP SCREWS
1/2ZIPS
Aluminum

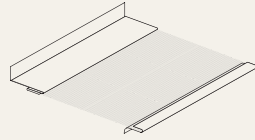
TruGuard® Gutter Protection & Accessories





DESCRIPTION	SKU	METAL/ THICKNESS	NOTES	FINISH	LENGTH & SHIPPING	COLOR AVAILABILITY
TruGuard® Gutter Protection Kit <i>Includes smart clips</i>	GPP	Aluminum 0.024"	13.5" x 5 ft panel with 5" clip & screws	Kynar	13.5"x5 ft 20 panels 50 clips 52 lb/ctn 30 carton 10 pallet	518 Black [BLK] 507 Mocha [MOC] 508 Musket [MUS] 805 Pewter [P805] 775 Slate Gray [SLTG] 511 Terratone [TER] 515 30° White [W]
	GPP6	Aluminum 0.024"	13.5" x 5 ft panel with 6" clip & screws	Kynar	13.5"x5 ft 20 panels 50 clips 52 lb/ctn 24 carton 10 pallet	
TruGuard® 13.5"x5 ft Panel 	GPPANEL	Aluminum 0.024"	13.5" x 5 ft panel only	Kynar	13.5" x 5 ft 20 pc/ctn 38 lb/ctn 30 carton 10 pallet	518 Black [BLK] 507 Mocha [MOC] 508 Musket [MUS] 805 Pewter [P805] 775 Slate Gray [SLTG] 511 Terratone [TER] 515 30° White [W]
			16 oz Copper <i>(available upon request)</i>			
TruGuard® 15"x5 ft Panel 	GP15P	Aluminum 0.024"	15" x 5 ft panel only	Kynar	15" x 5 ft 20 pc/ctn 42 lb/ctn 25 carton 10 pallet	
			16 oz Copper <i>(available upon request)</i>			
TruGuard® 5" Clip 	5SCB	-	Includes screws pre-installed in bracket.	-	50 pc/ctn 8 lb/ctn 80 carton	Black
TruGuard® 6" Clip 	6SCB	-	Includes screws pre-installed in bracket.	-	50 pc/ctn 14 lb/ctn 60 carton	Black

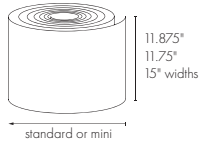
DESCRIPTION	SKU	METAL/ THICKNESS	NOTES	FINISH	LENGTH & SHIPPING	COLOR AVAILABILITY
18" High- Capacity Ported Panel 	GPPHC18	Aluminum 0.024"		Kynar	10 pc/ctn 6 lb/ctn 50 carton 10 pallet	518 Black [BLK] 507 Mocha [MOC] 508 Musket [MUS] 805 Pewter [P805] 775 Slate Gray [SLTG] 511 Terratone [TER] 515 30° White [W]
Inside Corners 	GPIC	Aluminum 0.024"	Use at bottom of roof valleys	Kynar	10 pc/ctn 3 lb/ctn 100 carton	518 Black [BLK] 507 Mocha [MOC] 508 Musket [MUS] 805 Pewter [P805] 775 Slate Gray [SLTG] 511 Terratone [TER] 515 30° White [W]
Universal End Caps 	GPUEC	Aluminum 0.024"		Kynar	10 pc/ctn 3 lb/ctn 100 carton	518 Black [BLK] 507 Mocha [MOC] 508 Musket [MUS] 805 Pewter [P805] 775 Slate Gray [SLTG] 511 Terratone [TER] 515 30° White [W]

Gutter Gekko® Gutter Protection & Accessories

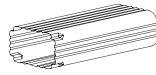


DESCRIPTION	SIZE	SKU	METAL/ THICKNESS	NOTES	FINISH	SHIPPING
Gutter Gekko® Micro Mesh Panels	5" x 60"	GGKM5	Aluminum 0.024"	Install by mounting on fascia.	Mill	20 pc/ctn 20 lb/ctn
						
	6" x 60"	GGKM6	Aluminum 0.024"	Install by mounting on fascia.	Mill	20 pc/ctn 21 lb/ctn
Gutter Gekko® Straight Mitre	5"	GGKM5SM	Aluminum 0.024"	-	Mill	5 pc/ctn 7 lb/ctn
						
	6"	GGKM6SM	Aluminum 0.024"	-	Mill	5 pc/ctn 7 lb/ctn
Gutter Gekko® Inside Mitre	5"	GGKM5IM	Aluminum 0.024"	-	Mill	5 pc/ctn 7 lb/ctn
						
	6"	GGKM6IM	Aluminum 0.024"	-	Mill	5 pc/ctn 7 lb/ctn

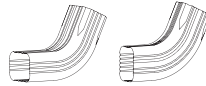
DESCRIPTION	SIZE	SKU	METAL/ THICKNESS	FINISH	SHIPPING	COLOR AVAILABILITY
Gutter Gekko® Universal End Caps	5"	GGKM5EC	Aluminum 0.024"	Q800 TuffTech	Left & Right end caps: 20 pc/ctn 8 lb/ctn	White
						
	6"	GGKM6EC	Aluminum 0.024"	Q800 TuffTech	Left & Right end caps: 20 pc/ctn 8 lb/ctn	White
Painted Zip Screws	(0.5") 1/2"	1/2ZIPS	Aluminum		1,000 pc/ ctn 3 lb/ctn	518 Black [BLK] 502 Brown [B] 200 Cactus [CAT200] 827 Champagne [CAB] 807 Clay [C] 606 Cozy Cottage [CC] 327 Desert Tan [DTAN] 301 Dragonfly [DFLY] 503 Eggshell [EGG] 605 Eldridge Gray [EG] 302 Florentine Gold [FLG] 522 Forest [FOR] 204 Granite [GRT204] 460 Great Water [GRWT] 505 Green [GRE] 461 Harbor Mist [HMST] 819 Herringbone [HER] 414 Ironstone [IRNS] 507 Mocha [MOC] 303 Morning Fog [MORF] 508 Musket [MUS] 509 Norwood [NOR] 805 Pewter [P805] 304 Pomegranate [POM] 306 Quartz [QZ] 307 Ripe Olive [RO] 177 Sandy Beige [SB177] 462 Silver Lining [SVRL] 424 Slate [SLA] 523 Snowmist [SMT] 511 Terratone [TER] 305 Thunder Cloud [THCL] 280 White [W] 809 Wicker [WIC] 604 Wineberry [WBER]
						
Use with Gutter Gekko Gutter Protection systems						000 Mill [M]



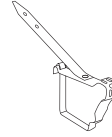
GUTTER COIL:
Available in 11 7/8", 11 3/4" & 15"
Aluminum 0.032" & 0.027"



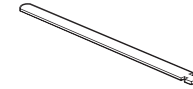
DOWNPIPE
Available in 2" x 3" & 3" x 4"
Aluminum 0.019" & 0.024"



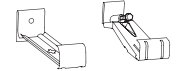
A & B ELBOW
Available in 2" x 3" & 3" x 4"
Aluminum 0.019"



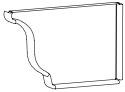
5" WRAP HANGER



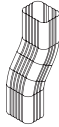
T-STRAP



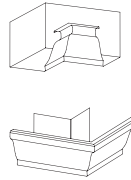
HIDDEN HANGER
With & Without Screws



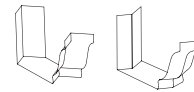
LEFT & RIGHT END CAPS:
Available in 5" & 6"
Aluminum 0.019"



BRICK LEDGE JUMPER:
Available in
2" x 3" x 2"
2" x 3" x 4"
2" x 3" x 6"



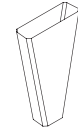
BOX MITRE:
Inside & Outside
Available in 5" & 6"
Aluminum 0.019"



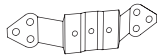
STRIP MITRE
Available in 5" & 6"



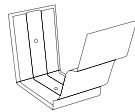
DIAMOND PIPE BAND



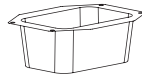
FUNNEL:
Available in
2" x 3"
3" x 4"



PIPE CLIP
Available in 3" & 4"



SLIP JOINT CONNECTOR



OUTLET:
Available in
2" x 3"
2" x 4"



SPRAY PAINT

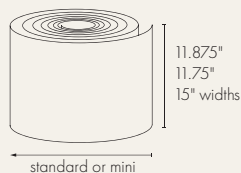


1 1/2" ZINC ZIP SCREWS



1/2" PAINTED ZIP SCREWS

Gutter Coil

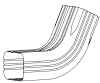
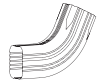
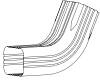
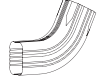
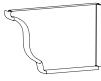
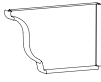


SIZE	SKU	FEATURE	METAL/ THICKNESS	FINISH	LENGTH & SHIPPING	COLOR AVAILABILITY
(11.875") 11 7/8" Gutter Coil	GC32117/8	Standard	Aluminum 0.032"	Q800 TuffTech	300 lbs 3 rolls	System Colors 411 Cottage Red [CRE] 505 Green [GRE] 175 High Gloss White [HGW] 515 30° White [W]
	MGC32117/8	Mini	Aluminum 0.032"	Q800 TuffTech	150' 68 lb/roll 12 rolls	
	GC27117/8	Standard	Aluminum 0.027"	Q800 TuffTech	300 lbs 3 rolls	502 Brown [B] 827 Champagne [CAB] 807 Clay [C] 327 Desert Tan [DTAN] 819 Herringbone [HER] 507 Mocha [MOC] 508 Musket [MUS] 805 Pewter [P805] 809 Wicker [WIC] 515 30° White [W]
	MGC27117/8	Mini	Aluminum 0.027"	Q800 TuffTech	150' 56 lb/roll 12 rolls	
(11.75") 11 3/4" Gutter Coil	GC2711.75	Standard	Aluminum 0.027"	Q800 TuffTech	300 lbs 3 rolls	518 Black [BLK] 502 Brown [B] 807 Clay [C] 606 Cozy Cottage [CC] 327 Desert Tan [DTAN] 503 Eggshell [EGG] 505 Green [GRE] 819 Herringbone [HER] 507 Mocha [MOC] 508 Musket [MUS] 509 Norwood [NOR] 805 Pewter [P805] 177 Sandy Beige [SB177] 511 Terratone [TER] 809 Wicker [WIC] 175 High Gloss White [HGW] 515 30° White [W]
	MGC2711.75	Mini	Aluminum 0.027"	Q800 TuffTech	150' 56 lb/roll 12 rolls	502 Brown [B] 807 Clay [C] 606 Cozy Cottage [CC] 327 Desert Tan [DTAN] 503 Eggshell [EGG] 505 Green [GRE] 819 Herringbone [HER] 507 Mocha [MOC] 508 Musket [MUS] 509 Norwood [NOR] 511 Terratone [TER] 809 Wicker [WIC] 175 High Gloss White [HGW] 515 30° White [W]
15" Gutter Coil	GC3215	Standard	Aluminum 0.032"	Q800 TuffTech	300 lbs 3 rolls	518 Black [BLK] 502 Brown [B] 807 Clay [C] 606 Cozy Cottage [CC] 327 Desert Tan [DTAN] 503 Eggshell [EGG] 505 Green [GRE] 819 Herringbone [HER] 507 Mocha [MOC] 508 Musket [MUS] 509 Norwood [NOR] 805 Pewter [P805] 177 Sandy Beige [SB177] 511 Terratone [TER] 809 Wicker [WIC] 175 High Gloss White [HGW] 515 30° White [W]
	MGC3215	Mini	Aluminum 0.032"	Q800 TuffTech	150' 85 lb/roll 12 rolls	

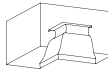
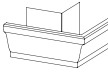
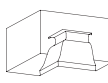
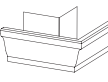
Downpipe

SIZE	SKU	METAL/ THICKNESS	FINISH	LENGTH & SHIPPING	COLOR AVAILABILITY
2" x 3" Downpipe	2X3DP	Aluminum 0.019"	Q800 TuffTech	10 pc/ctn 23 lb/ctn 36 carton 10 pallet	System Colors
					505 Green [GRE] 175 High Gloss White [HGW] 515 30° White [W]
3" x 4" Downpipe	3X4DP	Aluminum 0.019"	Q800 TuffTech	10 pc/ctn 39 lb/ctn 25 carton 10 pallet	System Colors
					505 Green [GRE] 175 High Gloss White [HGW] 515 30° White [W]
	3X4DP024	Aluminum 0.024"	Q800 TuffTech	10 pc/ctn 39 lb/ctn 25 carton 10 pallet	518 Black [BLK] 502 Brown [B] 827 Champagne [CAB] 807 Clay [C] 327 Desert Tan [DTAN] 503 Eggshell [EGG] 605 Eldridge Gray [EG] 522 Forest [FOR] 204 Granite [GRT204] 505 Green [GRE] 507 Mocha [MOC] 508 Musket [MUS] 509 Norwood [NOR] 177 Sandy Beige [SB177] 523 Snowmist [SMT] 511 Terratone [TER] 809 Wicker [WIC] 604 Wineberry [WBER] 515 30° White [W]




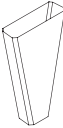
Accessories



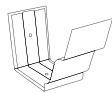
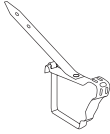
SIZE	DESCRIPTION	SKU	METAL/ THICKNESS	FINISH	LENGTH & SHIPPING	COLOR AVAILABILITY
2" x 3" Elbows	"A" style 	2X3AE	Aluminum 0.019"	Q800 TuffTech	30 pc/ctn 8 lb/ctn 32 carton 26 pallet	System Colors 505 Green [GRE] 515 30° White [W]
	"B" style 	2X3BE	Aluminum 0.019"	Q800 TuffTech	30 pc/ctn 8 lb/ctn 32 carton 26 pallet	
3" x 4" Elbows	"A" style 	3X4AE20	Aluminum 0.019"	Q800 TuffTech	20 pc/ctn 10 lb/ctn 32 carton 26 pallet	System Colors 411 Cottage Red [CRED] 405 Foothill Blue [FHB] 505 Green [GRE] 410 Thatch [THA] 515 30° White [W]
	"B" style 	3X4BE18	Aluminum 0.019"	Q800 TuffTech	18 pc/ctn 9 lb/ctn 32 carton 26 pallet	
5" End Caps	Right 	5REC	Aluminum 0.019"	Q800 TuffTech	50 pc/ctn 4 lb/ctn 100 carton 26 pallet	System Colors 505 Green [GRE] 515 30° White [W]
	Left	5LEC	Aluminum 0.019"	Q800 TuffTech	50 pc/ctn 4 lb/ctn 100 carton 26 pallet	
6" End Caps	Right 	6REC	Aluminum 0.019"	Q800 TuffTech	50 pc/ctn 5 lb/ctn 100 carton 26 pallet	518 Black [BLK] 502 Brown [B] 807 Clay [C] 606 Cozy Cottage [CC] 327 Desert Tan [DTAN] 503 Eggshell [EGG] 505 Green [GRE] 819 Herringbone [HER]
	Left	6LEC	Aluminum 0.019"	Q800 TuffTech	50 pc/ctn 5 lb/ctn 100 carton 26 pallet	507 Mocha [MOC] 508 Musket [MUS] 509 Norwood [NOR] 805 Pewter [P805] 177 Sandy Beige [SB177] 511 Terratone [TER] 809 Wicker [WIC] 515 30° White [W]

Accessories

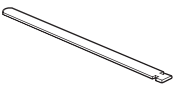



SIZE	DESCRIPTION	SKU	METAL/ THICKNESS	FINISH	LENGTH & SHIPPING	COLOR AVAILABILITY
5" Box Mitre	Inside 	5IBM	Aluminum 0.019"	Q800 TuffTech	20 pc/ctn 8 lb/ctn 42 carton 26 pallet	System Colors 505 Green [GRE] 515 30° White [W]
	Outside 	5OBM	Aluminum 0.019"	Q800 TuffTech	20 pc/ctn 8 lb/ctn 42 carton 26 pallet	
6" Box Mitre	Inside 	6IBM	Aluminum 0.019"	Q800 TuffTech	20 pc/ctn 13 lb/ctn 42 carton 26 pallet	System Colors 411 Cottage Red [CRED] 405 Foothill Blue [FHB] 505 Green [GRE] 410 Thatch [THA] 515 30° White [W]
	Outside 	6OBM	Aluminum 0.019"	Q800 TuffTech	20 pc/ctn 13 lb/ctn 42 carton 26 pallet	
Boxed Gutter Kit	Kit Contents: (2) 12 ft Gutter (1) 2" x 3" Down Pipe (2) 5" Left and Right End Caps (2) Pipe Bands (1) 2" x 3" "A" Style Elbow (1) 2" x 3" "B" Style Elbow (1) Slip Joint Connector (6) Hidden Hanger (1) 2" x 3" Outlet (25) 0.5" Zip Screws (1) Touch-Up Paint	GKIT	Aluminum 0.019"	Q800 TuffTech	12 lb/ctn	518 Black [BLK] 502 Brown [B] 827 Champagne [CAB] 807 Clay [C] 805 Pewter [P805] 177 Sandy Beige [SB177] 280 White [W] 604 Wineberry [WBER]

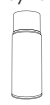


Accessories



DESCRIPTION	SIZE	SKU	METAL/ THICKNESS	FINISH	LENGTH & SHIPPING	COLOR AVAILABILITY
 Brick Ledge Jumper	2" x 3" x 2"	2X3X2BLJ	Aluminum 0.019"	Q800 TuffTech	42 pc/ctn 8 lb/ctn	515 30° White [W]
	2" x 3" x 4"	2X3X6BLJ	Aluminum 0.019"	Q800 TuffTech	30 pc/ctn 8 lb/ctn	
	2" x 3" x 5"	3X4BE18	Aluminum 0.019"	Q800 TuffTech	24 pc/ctn 9 lb/ctn	
 Pipe Clips	3"	3PCLIP	Aluminum 0.019"	Q800 TuffTech	50 pc/ctn 2 lb/ctn	515 30° White [W]
	4"	4PCLIP25	Aluminum 0.019"	Q800 TuffTech	25 pc/ctn 1 lb/ctn	
 Diamond Pipe Band		PB	Aluminum 0.019"	Q800 TuffTech	100 pc/ctn 5 lb/ctn	System Colors 505 Green [GRE] 515 30° White [W]
 Funnel	2" x 3"	2X3FUNW	Aluminum 0.019"	Q800 TuffTech	Sold by the pc 3 lb/ctn	515 30° White [W]
	3" x 4"	3X4FUNW	Aluminum 0.019"	Q800 TuffTech	Sold by the pc 3 lb/ctn	



DESCRIPTION	SIZE	SKU	METAL/ THICKNESS	FINISH	LENGTH & SHIPPING	COLOR AVAILABILITY
 Strip Mitre	5" Inside	5ISM	Aluminum 0.019"	Q800 TuffTech	20 pc/ctn 8 lb/ctn 100 carton 26 pallet	518 Black [BLK] 502 Brown [B] 807 Clay [C] 606 Cozy Cottage [CC] 327 Desert Tan [DTAN] 503 Eggshell [EGG] 505 Green [GRE] 819 Herringbone [HER]
	5" Outside	5OSM	Aluminum 0.019"	Q800 TuffTech	20 pc/ctn 8 lb/ctn 100 carton 26 pallet	507 Mocha [MOC] 508 Musket [MUS] 509 Norwood [NOR] 805 Pewter [P805] 177 Sandy Beige [SB177]
 Strip Mitre	6" Inside	6ISM	Aluminum 0.019"	Q800 TuffTech	20 pc/ctn 8 lb/ctn 100 carton 26 pallet	511 Terratone [TER] 809 Wicker [WIC] 515 30° White [W]
	6" Outside	6OSM	Aluminum 0.019"	Q800 TuffTech	20 pc/ctn 8 lb/ctn 100 carton 26 pallet	
	45° Bay Inside	5BAYISM	Aluminum 0.019"	Q800 TuffTech	20 pc/ctn 10 lb/ctn 100 carton 26 pallet	515 30° White [W]
	45° Bay Outside	5BAYOSM	Aluminum 0.019"	Q800 TuffTech	20 pc/ctn 10 lb/ctn 100 carton 26 pallet	
 Slip Joint Connector		SJCW	Aluminum 0.019"	Q800 TuffTech	50 pc/ctn 4 lb/ctn	515 30° White [W]
 5" Wrap Around Hangers		5WRAPHANGER	Aluminum	Mill	100 pc/ctn 10 lb/ctn 25 carton	000 Mill [M]

Accessories

DESCRIPTION	SIZE	SKU	METAL/ THICKNESS	FINISH	LENGTH & SHIPPING	COLOR AVAILABILITY
T-Strap		TSTRAP	Aluminum 0.019"	Mill	100 pc/ctn 10 lb/ctn	000 Mill [M]
						
Hidden Hangers	5"	5HH500	Aluminum 0.019"	Mill	500 pc/ctn 15 lb/ctn 25 carton	000 Mill [M]
	6"	6HH350	Aluminum 0.019"	Mill	350 pc/ctn 12 lb/ctn 25 carton	
						
Hidden Hangers with Screws	5"	5HH500S	Aluminum 0.019"	Mill	500 pc/ctn 15 lb/ctn 25 carton	000 Mill [M]
	6"	6HH300S	Aluminum 0.019"	Mill	300 pc/ctn 12 lb/ctn 25 carton	
						
Outlet	2" x 3"	2X3OUTLET	Aluminum 0.019"	Mill	30 pc/ctn 3 lb/ctn 100 carton	000 Mill [M]
	3" x 4"	3X4OUTLET	Aluminum 0.019"	Mill	50 pc/ctn 4 lb/ctn 80 carton	
						

DESCRIPTION	SIZE	SKU	METAL/ THICKNESS	FINISH	LENGTH & SHIPPING	COLOR AVAILABILITY	
Spray Paint	-	P16				Sold by the pc 2 lb System Colors TruCedar Solid Colors	
							
Painted Zip Screws	(0.5") 1/2"	1/2ZIPS				1,000 pc/ctn 10 bags of 100 3 lb/ctn	518 Black [BLK] 502 Brown [B] 200 Cactus [CAT200] 827 Champagne [CAB] 807 Clay [C] 606 Cozy Cottage [CC] 327 Desert Tan [DTAN] 301 Dragonfly [DFLY] 503 Eggshell [EGG] 605 Eldridge Gray [EG] 302 Florentine Gold [FLG] 522 Forest [FOR] 204 Granite [GRT204] 460 Great Water [GRWT] 461 Harbor Mist [HMST] 819 Herringbone [HER] 414 Ironstone [IRNS] 507 Mocha [MOC] 303 Morning Fog [MORF] 508 Musket [MUS] 509 Norwood [NOR] 805 Pewter [P805] 304 Pomegranate [POM] 306 Quartz [QZ] 307 Ripe Olive [RO] 177 Sandy Beige [SB177] 462 Silver Lining [SVRL] 424 Slate [SLA] 523 Snowmist [SMT] 511 Terratone [TER] 305 Thunder Cloud [THCL] 280 White [W] 809 Wicker [WIC] 604 Wineberry [WBER] 000 Mill [M]
	(0.375") 3/8"	3/8ZIPS				1,000 pc/ctn 10 bags of 100 3 lb/ctn	518 Black [BLK] 502 Brown [B] 807 Clay [C] 819 Herringbone [HER] 511 Terratone [TER] 280 White [W] 809 Wicker [WIC]
							
Zinc Zip Screws	(1.5") 1 1/2"	1.5ZIPSM		Mill		1,000 pc/ctn 2 lb/ctn 000 Mill [M]	
							







2712 Walkent Dr. NW
Walker, MI 49544
PHONE 888.784.0878
WEBSITE qualityedge.com

