



SPECIFICATIONS

LIGHT & VENT SCHEDULE

Order Number	Overall Dimension (W x H)	Total Light S.F.	Vent Opening Air Space S.F.
3 FOOT "EASY-BUCKS"			
3021	43 ³ / ₄ " x 33 ¹ / ₄ "	4.43	2.43
3030	43 ³ / ₄ " x 43 ³ / ₄ "	6.57	3.55
3036	43 ³ / ₄ " x 49 ³ / ₄ "	7.80	4.19
4 FOOT "EASY-BUCKS"			
4036	55 ³ / ₄ " x 49 ³ / ₄ "	10.96	5.82
4040	55 ³ / ₄ " x 55 ³ / ₄ "	12.69	6.72
4050	55 ³ / ₄ " x 67 ³ / ₄ "	16.16	8.50
5 FOOT "EASY-BUCKS"			
5036	67 ³ / ₄ " x 49 ³ / ₄ "	14.12	7.45
5040	67 ³ / ₄ " x 55 ³ / ₄ "	16.35	8.59
5050	67 ³ / ₄ " x 67 ³ / ₄ "	20.82	10.88
6 FOOT "EASY-BUCKS"			
6036	79 ³ / ₄ " x 49 ³ / ₄ "	17.27	9.08
6040	79 ³ / ₄ " x 55 ³ / ₄ "	20.01	10.47
6050	79 ³ / ₄ " x 67 ³ / ₄ "	25.47	13.26

**"EASY-BUCKS"
"EASY-WELLS"**

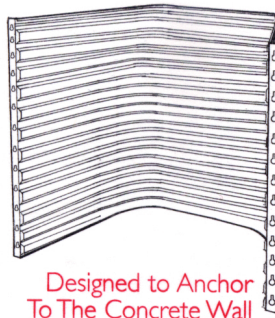
**The simplest, most versatile
basement window system available**

"Easy-Bucks" and "Easy-Wells" are registered trademarks of Boman/Kemp. U.S. Patent No. 4,704,828



BASEMENT WINDOW SYSTEMS

www.boman-kemp.com



Designed to Anchor To The Concrete Wall

Wall Mount

Premium Area Well

“EASY-WELLS”

SPECIFICATIONS

Order Number	Fits Window Size	Width in Inches	Projection in Inches	Height in Inches	Ship Weight (Lbs.)
4624-13	3'-0" Wide	46"	24"	13"	17
4625-13	3'-0" Wide	46"	25"	13"	17
4624-23	3'-0" Wide	46"	24"	23"	27
4624-36	3'-0" Wide	46"	24"	36"	41
4624-46	3'-0" Wide	46"	24"	46"	51
4624-60	3'-0" Wide	46"	24"	60"	66
4624-72	3'-0" Wide	46"	24"	72"	82
5624-13	4'-0" Wide	56"	24"	13"	20
5625-13	4'-0" Wide	56"	25"	13"	20
5624-23	4'-0" Wide	56"	24"	23"	31
5624-36	4'-0" Wide	56"	24"	36"	47
5624-46	4'-0" Wide	56"	24"	46"	58
5624-60	4'-0" Wide	56"	24"	60"	75
5624-72	4'-0" Wide	56"	24"	72"	94
5624-83	4'-0" Wide	56"	24"	83"	106
5636-13	4'-0" Wide	56"	36"	13"	24
5637-13	4'-0" Wide	56"	37"	13"	24
5636-23	4'-0" Wide	56"	36"	23"	37
5636-36	4'-0" Wide	56"	36"	36"	60
5636-46	4'-0" Wide	56"	36"	46"	70
5636-60	4'-0" Wide	56"	36"	60"	90
5636-72	4'-0" Wide	56"	36"	72"	120
5636-83	4'-0" Wide	56"	36"	83"	157
6824-13	5'-0" Wide	68"	24"	13"	22
6825-13	5'-0" Wide	68"	25"	13"	22
6824-23	5'-0" Wide	68"	24"	23"	35
6824-36	5'-0" Wide	68"	24"	36"	57
6824-46	5'-0" Wide	68"	24"	46"	66
6824-60	5'-0" Wide	68"	24"	60"	85
6824-72	5'-0" Wide	68"	24"	72"	114
6824-83	5'-0" Wide	68"	24"	83"	149
6836-13	5'-0" Wide	68"	36"	13"	26
6837-13	5'-0" Wide	68"	37"	13"	26
6836-23	5'-0" Wide	68"	36"	23"	41
6836-36	5'-0" Wide	68"	36"	36"	67
6836-46	5'-0" Wide	68"	36"	46"	78
6836-60	5'-0" Wide	68"	36"	60"	100
6836-72	5'-0" Wide	68"	36"	72"	133
6836-83	5'-0" Wide	68"	36"	83"	174
8024-13	6'-0" Wide	80"	24"	13"	25
8025-13	6'-0" Wide	80"	25"	13"	25
8024-23	6'-0" Wide	80"	24"	23"	39
8024-36	6'-0" Wide	80"	24"	36"	60
8024-46	6'-0" Wide	80"	24"	46"	74
8024-60	6'-0" Wide	80"	24"	60"	95
8024-72	6'-0" Wide	80"	24"	72"	119
8024-83	6'-0" Wide	80"	24"	83"	134
8036-13	6'-0" Wide	80"	36"	13"	29
8037-13	6'-0" Wide	80"	37"	13"	29
8036-23	6'-0" Wide	80"	36"	23"	45
8036-36	6'-0" Wide	80"	36"	36"	69
8036-46	6'-0" Wide	80"	36"	46"	86
8036-60	6'-0" Wide	80"	36"	60"	110
8036-72	6'-0" Wide	80"	36"	72"	138
8036-83	6'-0" Wide	80"	36"	83"	155

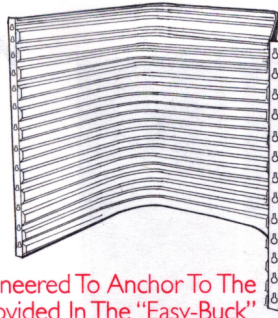
- Galvanized for Durability
- One Inch Trapezoidal Profile For Maximum Strength

*24 inch projection only meets egress in some areas, check with local municipality



BASEMENT WINDOW SYSTEMS

www.boman-kemp.com



Buck Mount Premium Area Well "EASY-WELLS"

Especially Engineered To Anchor To The Bolts Provided In The "Easy-Buck"

SPECIFICATIONS


Order Number	Fits Window Size	Width in Inches	Projection in Inches	Height in Inches	Ship Weight (Lbs.)
4020-13	3'-0" Wide	40"	20"	13"	15
4021-13	3'-0" Wide	40"	21"	13"	15
4020-23	3'-0" Wide	40"	20"	23"	23
4020-36	3'-0" Wide	40"	20"	36"	35
4024-13	3'-0" Wide	40"	24"	13"	16
4025-13	3'-0" Wide	40"	25"	13"	16
4024-23	3'-0" Wide	40"	24"	23"	25
4024-36	3'-0" Wide	40"	24"	36"	39
4024-46	3'-0" Wide	40"	24"	46"	48
4024-60	3'-0" Wide	40"	24"	60"	62
4024-72	3'-0" Wide	40"	24"	72"	78
5224-13	4'-0" Wide	52"	24"	13"	19
5225-13	4'-0" Wide	52"	25"	13"	19
5224-23	4'-0" Wide	52"	24"	23"	29
5224-36	4'-0" Wide	52"	24"	36"	45
5224-46	4'-0" Wide	52"	24"	46"	56
5224-60	4'-0" Wide	52"	24"	60"	72
5224-72	4'-0" Wide	52"	24"	72"	90
5224-83	4'-0" Wide	52"	24"	83"	101
5236-13	4'-0" Wide	52"	36"	13"	23
5237-13	4'-0" Wide	52"	37"	13"	23
5236-23	4'-0" Wide	52"	36"	23"	36
5236-36	4'-0" Wide	52"	36"	36"	55
5236-46	4'-0" Wide	52"	36"	46"	67
5236-60	4'-0" Wide	52"	36"	60"	87
5236-72	4'-0" Wide	52"	36"	72"	109
5236-83	4'-0" Wide	52"	36"	83"	123
6424-13	5'-0" Wide	64"	24"	13"	21
6425-13	5'-0" Wide	64"	25"	13"	21
6424-23	5'-0" Wide	64"	24"	23"	33
6424-36	5'-0" Wide	64"	24"	36"	51
6424-46	5'-0" Wide	64"	24"	46"	64
6424-60	5'-0" Wide	64"	24"	60"	82
6424-72	5'-0" Wide	64"	24"	72"	103
6424-83	5'-0" Wide	64"	24"	83"	115
6436-13	5'-0" Wide	64"	36"	13"	25
6437-13	5'-0" Wide	64"	37"	13"	25
6436-23	5'-0" Wide	64"	36"	23"	40
6436-36	5'-0" Wide	64"	36"	36"	61
6436-46	5'-0" Wide	64"	36"	46"	75
6436-60	5'-0" Wide	64"	36"	60"	97
6436-72	5'-0" Wide	64"	36"	72"	121
6436-83	5'-0" Wide	64"	36"	83"	137
7624-13	6'-0" Wide	76"	24"	13"	24
7625-13	6'-0" Wide	76"	25"	13"	24
7624-23	6'-0" Wide	76"	24"	23"	38
7624-36	6'-0" Wide	76"	24"	36"	58
7624-46	6'-0" Wide	76"	24"	46"	71
7624-60	6'-0" Wide	76"	24"	60"	92
7624-72	6'-0" Wide	76"	24"	72"	115
7624-83	6'-0" Wide	76"	24"	83"	130
7636-13	6'-0" Wide	76"	36"	13"	28
7637-13	6'-0" Wide	76"	37"	13"	28
7636-23	6'-0" Wide	76"	36"	23"	44
7636-36	6'-0" Wide	76"	36"	36"	67
7636-46	6'-0" Wide	76"	36"	46"	83
7636-60	6'-0" Wide	76"	36"	60"	107
7636-72	6'-0" Wide	76"	36"	72"	134
7636-83	6'-0" Wide	76"	36"	83"	151

- White on Galvanized for Durability
- One Inch Trapezoidal Profile For Maximum Strength



BASEMENT WINDOW SYSTEMS

www.boman-kemp.com



WINDOW GLASS INSERT

**Designed to Fit
"EASY-BUCKS"**

- Snap-in Aluminum
- White vinyl/double insulated

SPECIFICATIONS


Buck Size	Glass Dimensions	Light Surface (Sq. Ft.)	Vent Opening SF
3021 ⁵ / ₈	36" x 25 ¹ / ₂ "	4.40	2.45
3030	36" x 36"	6.57	3.58
3036	36" x 42"	7.81	4.23
4036	48" x 42"	10.96	5.89
4040	48" x 48"	12.69	6.76
4050	48" x 60"	16.17	8.55
5036	60" x 42"	14.09	7.49
5040	60" x 48"	16.35	8.64
5050	60" x 60"	20.82	10.93
6036	72" x 42"	17.26	9.12
6040	72" x 48"	20.00	10.51
6050	72" x 60"	25.47	13.31

Order Number Corresponds to Buck Number



BASEMENT WINDOW SYSTEMS

www.boman-kemp.com



“HEAVY DUTY (HD) EASY-BUCKS” Part Weights

SPECIFICATIONS

	7.25”	7.5”	8”	9”	9.5”	10”	10.25”	11”
HEADS								
3-0	8.34	8.48	8.69	9.26	9.61	9.83	10.05	10.40
4-0	10.64	10.80	11.08	11.81	12.25	12.53	12.81	13.25
5-0	12.93	13.13	13.47	14.35	14.89	15.23	15.57	16.11
6-0	15.22	15.46	15.86	16.89	17.53	17.93	18.33	18.97
JAMBS								
2-1 ⁵ / ₈	6.34	6.44	6.61	7.04	7.31	7.47	7.64	7.91
3-0	8.33	8.46	8.68	9.24	9.59	9.81	10.03	10.38
3-6	9.47	9.62	9.87	10.51	10.91	11.16	11.41	11.80
4-0	10.62	10.79	11.06	11.79	12.23	12.51	12.79	13.23
5-0	12.91	13.11	13.45	14.33	14.87	15.21	15.55	16.09

**“EASY-BUCKS”
“EASY-WELLS”**


**The simplest, most versatile
basement window system available**

“Easy-Bucks” and “Easy-Wells” are registered trademarks of Boman/Kemp. U.S. Patent No. 4,704,828



**BASEMENT
WINDOW
SYSTEMS**

www.boman-kemp.com



**“HEAVY DUTY (HD)
EASY-BUCKS”
Weights**

SPECIFICATIONS

Order Number	Overall Dimension (W x H)	Escape Size	SPECIFICATIONS								
			7.25"	7.5"	8"	9"	9.5"	10"	10.25"	11"	
3021 ⁵ / ₈	43 ³ / ₄ " x 33 ¹ / ₄ "	no	29.36	29.84	30.60	32.60	33.84	34.60	35.38	36.62	
3030	43 ³ / ₄ " x 43 ³ / ₄ "	no	33.34	34.32	34.74	37.00	38.40	39.28	40.16	41.56	
3036	43 ³ / ₄ " x 49 ³ / ₄ "	no	35.62	36.20	37.12	39.54	41.04	41.98	42.92	44.40	
4036	55 ³ / ₄ " x 49 ³ / ₄ "	yes	40.22	40.84	41.90	44.64	46.32	47.38	48.44	50.10	
4040	55 ³ / ₄ " x 55 ³ / ₄ "	yes	42.52	43.18	44.28	47.20	48.96	50.08	51.20	52.96	
4050	55 ³ / ₄ " x 67 ³ / ₄ "	yes	47.10	47.82	49.06	52.28	54.24	55.48	56.72	58.68	
5036	67 ³ / ₄ " x 49 ³ / ₄ "	yes	44.80	45.50	46.68	49.72	51.60	52.78	53.96	55.82	
5040	67 ³ / ₄ " x 55 ³ / ₄ "	yes	47.10	47.84	49.06	52.28	54.24	55.48	56.72	58.68	
5050	67 ³ / ₄ " x 67 ³ / ₄ "	yes	51.68	52.48	53.84	57.36	59.52	60.88	62.24	64.40	
6036	79 ³ / ₄ " x 49 ³ / ₄ "	yes	49.38	50.16	51.46	54.80	56.88	58.18	59.48	61.54	
6040	79 ³ / ₄ " x 55 ³ / ₄ "	yes	51.68	52.50	53.84	57.36	59.52	60.88	62.24	64.40	
6050	79 ³ / ₄ " x 67 ³ / ₄ "	yes	56.26	57.14	58.62	62.44	64.80	66.28	67.76	70.12	

**“EASY-BUCKS”
“EASY-WELLS”**


**The simplest, most versatile
basement window system available**

“Easy-Bucks” and “Easy-Wells” are registered trademarks of Boman/Kemp. U.S. Patent No. 4,704,828



BASEMENT WINDOW SYSTEMS

www.boman-kemp.com



SAFETY GRATES & LADDERS

- Round Bar Grate allows for maximum natural light.
- Superior strength and durability.
- Copper vein powder coat finish for lasting appearance.

SPECIFICATIONS

Order Number	Description	Size		Ship Weight
		Width	Projection	
EG4020	Safety Grate	40"	20"	23.0
EG4024	Safety Grate-Escape	40"	24"	24.0
EG4624	Safety Grate-Escape	46"	24"	25.0
EG5224	Safety Grate-Escape	52"	24"	31.0
EG5236	Safety Grate-Escape	52"	36"	43.0
EG5624	Safety Grate-Escape	56"	24"	31.0
EG5636	Safety Grate-Escape	56"	36"	47.0
EG6424	Safety Grate-Escape	64"	24"	37.0
EG6436	Safety Grate-Escape	64"	36"	53.0
EG6824	Safety Grate-Escape	68"	24"	38.0
EG6836	Safety Grate-Escape	68"	36"	54.0
EG7624	Safety Grate-Escape	76"	24"	43.0
EG7636	Safety Grate-Escape	76"	36"	61.0
EG8024	Safety Grate-Escape	80"	24"	44.0
EG8036	Safety Grate-Escape	80"	36"	63.0
EL 4'0"	Escape Ladder	11"	6"	11.7
EL 5'0"	Escape Ladder	11"	6"	15.4
EL 6'0"	Escape Ladder	11"	6"	18.8
EL 7'0"	Escape Ladder	11"	6"	22.7
EL 8'0"	Escape Ladder	11"	6"	26.6