

INSPIRING. TIMELESS. ENDURING.



# A STRIKING BALANCE BETWEEN INNOVATION AND BEAUTY

At Realstone Systems™, we've spent years honing our craft and striving to bring you the highest-quality offering of natural stone, wood and mixed-media cladding products on the market.

Along the way, we've learned what it means to be innovative; to have an unwavering commitment to customer service and support; and to be tirelessly dedicated to providing our customers with products at the heart of both design and function.

While trends have come and gone, and the Realstone family has grown, we have never changed what we stand for: Quality, Integrity, Timeless Beauty, and Endless Possibilities.



## QUALITY PRODUCTS

**High standards and stringent quality checks**  
Quality is at the forefront of what we do. Our superior standards result in a final product that is consistent in color and sizing, has straight edges, tight tolerances, no gaps and each product lot is identified on the box. This commitment to excellence results in a fast and beautiful installation.



Est. 2005

## EXPERIENCED

**We've been around a while so we've learned a thing or two**  
Starting during the recession taught us patience, perseverance, the value of a good product and more importantly of a good customer. The most important lesson is to never stop improving.



## INNOVATION

**We don't stay ahead of the trends, we set them** Our products are varied and on-trend, and we work hard to make sure that's the case. We are constantly scouting for emerging trends in both design and technology so that we can keep our catalog of products fresh and relevant.

## GLOBAL PRODUCTS

**Endless options of what the world has to offer**  
We go to the ends of the earth to get the highest-quality, most breathtaking new products the world has to offer so we can provide a continuous supply of products.



## PACKAGING

**Well packaged for safety and convenience**  
We pay a lot of attention to details which is why we package everything to minimize breakage and make portability on the job site easy. Less breakage means less waste and a quicker installation.



## CUSTOMER SERVICE

**We're happy when you're happy**  
We believe in the quality of our products and we invest in the quality of our people. Our friendly and knowledgeable sales and support team is just a phone call away, and eager to help you in any way that they can.



## SPECIAL ORDERS

**If you can dream it, we make it**  
We understand that you may have a specific vision in mind for your unique project. We will work with you to help create the exact look and feel you need to transform your space.

## PRO RESOURCES

**Testing, documentation and design tools**  
We have the tools necessary for getting the job done, regardless of the scale of your project. From commercial to residential, we have the tools and dedicated team to support you every step of the way.



IT'S NOT  
WHETHER  
YOU GET  
KNOCKED  
DOWN,  
IT'S WHETHER  
YOU GET UP.

LEADERS  
AREN'T  
BORN,  
THEY  
ARE  
MADE.















Silver Alabaster Shadowstone Panels



Photo: Christian Phillips Photography:

Silver Alabaster Shadowstone Panels

























Malta Ice Glass Mosaics





# NATURAL STONE PANELS , TILES & MOSAICS

## WHITE AND NEUTRAL TONES

It's no surprise to us why this collection is a customer favorite. Ranging from cool, sparkly whites, to warm greys, you can create a captivating, clean, classic look, or dial up the drama for a more sophisticated and elegant feel. A fun take on neutrals that will leave you with countless possibilities.



Arctic White Shadowstone Panel™



Arctic White Angled Thin Panel™



Coming Soon- Arctic White Flamed Panel™



New! Gilded Frost Subway Tile™



White Birch Honed Thin Panel™



White Birch Honed Panel™



Berkshire Buff Sandblasted Tile™



Berkshire Buff Estate Stone Panel™



Berkshire Buff Shadowstone Panel™



Chiseled Silver Alabaster Shadowstone Panel™



Silver Alabaster Shadowstone Panel™




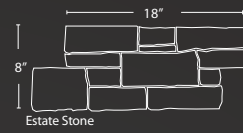
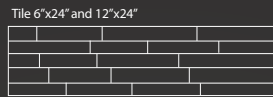
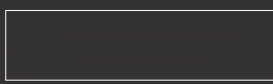
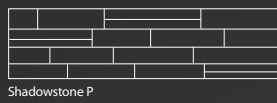


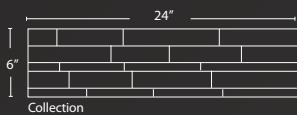
Silver Alabaster Shadowstone Thin Panel™



Portugal Venato Dimensional Tile™



Portugal Venato Flat Tile™



Arctic Grey Shadowstone™



**New!** Gilded Frost Honed Panel™



**New!** Gilded Frost Ledgestone Panel™



White Birch Ledgestone Panel™



White Birch Tile™



Berkshire Buff Honed Tile™



Berkshire Buff Ledgestone Panel™



**Coming Soon-** Pearl Grey Accentstone Panel™



Gilded Frost Honed Panels



Scan code for more info & project images

# NATURAL STONE PANELS, TILES & MOSAICS

## CREAM AND WARM TONES

Where delicate creams meet earthy beiges, these warm-toned products will blend into any décor or color story while still standing on their own. Far from boring, this collection adds a subtle hint of sparkle, shadow and natural texture, for an understated yet inspired finished product.



Creme Alesio Tile™



Creme Honed Alesio Panel™




Creme Ledge stone Alesio Panel™



Latte Honed Panel™



Latte Ledge stone Panel™



Latte Honed Accentstone Panel™



Smoky Beige Ledge stone Alesio Panel™



Smoky Beige Honed Alesio Tile™



Portugal Areia Dimensional Tile™




Sierra Shadowstone Thin Panel™



Coming Soon! -Sierra Sand Panel™



Portugal Terra Flat Tile™



Smoky Birch Dimensional Panel™




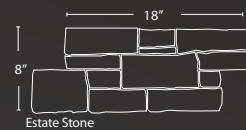
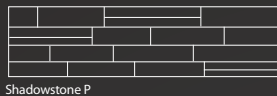
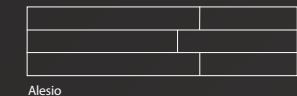

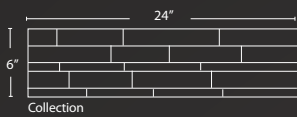
Smoky Birch Tile™



Smoky Birch Honed Panel™

Color variations are inherent in all natural stone products. The product colors you see in this brochure are as accurate as current photography and printing techniques allow. We recommend you look at product samples before you select a color.





Creme Honed Hexagon Mosaic™



Creme Honed Herringbone Mosaic™



Creme Honed Diamond Mosaic™



Latte Honed Tile™



Latte Estate Stone Panel™



Smoky Beige Honed Alesio Panel™



Portugal Area Flat Tile™



Sierra Shadowstone Panel™




Sierra Accentstone Panel™



Portugal Terra Dimensional Tile™



Smoky Birch Ledgestone Panel™



Scan code for more info & project images

Berkshire Buff Estate Stone Panels


# NATURAL STONE PANELS , TILES & MOSAICS

## GREY AND BLACK TONES

Bold, rich and modern. Three words that perfectly describe this product set. Spanning from pale blue-greys to deep, intriguing black, this collection offers the widest variety of color, texture, and natural veining. With all of these factors at play, you can let your imagination run wild to come up with the perfect design for your next project.



Pewter Honed Panel™



Pewter LedgeStone Panel™



Pewter Tile™



Portugal Cinza Dimensional Tile™



Portugal Cinza Flat Tile™



Nero Honed Panel™



Charcoal Shadowstone Panel™



Carbon LedgeStone Panel™



Carbon Honed Accentstone Panel™



Carbon Honed Panel™



Midnight Sky Shadowstone Panel™

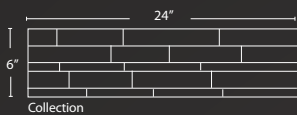


Midnight Sky Shadowstone Thin Panel™

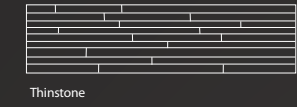


Scan code for more info & project images


Color variations are inherent in all natural stone products. The product colors you see in this brochure are as accurate as current photography and printing techniques allow. We recommend you look at product samples before you select a color.



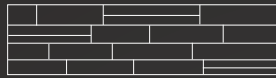
Collection




Thinstone




Ledgestone



Shadowstone P



Tile 6"x24" and 12"x24"



Shadowstone



Estate Stone



Portugal Wall Tiles



Coming Soon- Smoke Grey Flamed Panel™



Bristol Black Estate Stone Panel™



New York Blue Shadowstone Panel™



Coming Soon- Galaxy Black Shadowstone Panel™



Nero Ledgestone Panel™



Nero Tile™



Coming Soon- Blackstone Leathered Panel™



Carbon Honed Panels



# NATURAL STONE PANELS

## EARTH TONES

Earth tones have always been associated with homey, comfortable, and natural spaces. With this collection, you get all of that and more. Rusty browns and dusty blues make up the heart of this collection and will add warmth and depth to any space.



Terracotta Accentstone Panel™



Terracotta Shadowstone Panel™



Spalted Oak Honed Tiles™



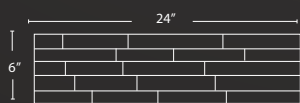
Spalted Oak Shadowstone Panel™



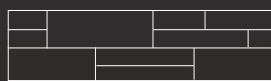
Greystone Gold Estate Stone Panel™



Coming Soon-Grey Terracotta Shadowstone Panel™



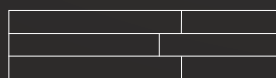
Shadowstone




Accentstone




Estate Stone



Alesio/Spalted Oak



Tile 6"x24"



Scan code for more info & project images



Photo: [www.drurydesign](http://www.drurydesign.com)

Terracotta Shadowstone Panels

PROJECT IMAGES AT [WWW.REALSTONE.COM/INSPIRATION](http://WWW.REALSTONE.COM/INSPIRATION)

# NATURAL STONE INTERLOCKING PANELS

# ESTATE STONE

We searched the globe for premium stone to create our Estate Stone products. Inspired by ancient European structures, these panels have an impressive scale and regal appearance. The unique interlocking panels are made of thick stone veneer pieces that have been adhered to a stainless-steel mesh for quick and easy installation. A complete line of panels, corners, and accessories make a full installation seamless, with a gorgeous end result.



Greystone Gold Estate Stone Panel™



Berkshire Buff Estate Stone Panel™



Bristol Black Estate Stone Panel™



Latte Estate Stone Panel™



Corners




Sills and Wallcaps



Hearths and Column Caps

STONE TYPE	Quartzite, Granite, Slate, Travertine
AVAILABLE COLORS	Greystone Gold, Berkshire Buff, Bristol Black, Latte
FORMAT	Panel on metal mesh
FINISH	Cleft Face
MATCHING PRODUCTS	Corners, Hearths, Sills, Wall Caps, Column Caps, Some Tiles and Panels
USAGE	Indoor/Outdoor*
AVG. UNIT SIZE	18" x 8"   1sq.ft. .8"-1.6" gauge
AVG. UNIT WEIGHT	12-13lbs.
SF. PER BOX	4 sq.ft.
PIECES PER BOX	4

Color variations are inherent in all natural stone products. The product colors you see in this brochure are as accurate as current photography and printing techniques allow. We recommend you look at product samples before you select a color.



Scan code for more info & project images



Greystone Gold Estate Stone

# DIMENSIONAL AND FLAT STONE TILES

# PORTUGAL

## COLLECTION

Fresh and on-trend, our Portugal Collection comes in sets of three modern patterns. Whether you're looking for a flat-finish, or a dimensional surface, this collection allows you to tap into your inner artist and design something that is truly one-of-a-kind. For a complete solution of striking, natural stone applications, pair it with coordinating molding and trim pieces.



Terra Dimensional Tile™



Cinza Dimensional Tile™




Venato Dimensional Tile™



Areia Dimensional Tile™

STONE TYPE	Limestone, Marble	
AVAILABLE COLORS	Terra, Areia, Cinza, Venato	
FORMAT	Tile	
FINISH	Various	
MATCHING PRODUCTS	Molding, Trim, Large format tiles upon request	
USAGE	Indoor vertical surfaces	
STYLE	Dimensional Panel	Flat Panel
PANEL SIZE	12" x 4"   .33sqft 0.25" - .75" gauge	12" x 4"   .33sqft 0.25" gauge
AVG. PANEL WEIGHT	2.6 lbs	1.9 lbs
AVG. SF. PER BOX	6.67 sqft	10 sqft
TILES PER BOX	20	30





Portugal Wall Tiles



Trim Pieces

### FLAT TILES



Scan code for more info & project images

\* All claims and technical information is provided by the Portugal manufacturer. Information is subject to change without notice. Color variations are inherent in all natural stone products. The product colors you see in this brochure are as accurate as current photography and printing techniques allow. We recommend you look at product samples before you select a color.





Portugal Terra Dimensional Tiles

# TILES & TRIM

The best of both worlds, our Tiles can be used as both flooring and vertical cladding. Tiles can be installed in a variety of creative patterns and orientations, such as: Vertical, Horizontal, Stacked, Offset, or Herringbone. Regardless of the look you're going for, it can be achieved with these products. Available in a honed finish and a large selection of colors that match our panels and accessories.

## LARGE FORMAT TILES



White Birch Honed Tile™  
6"x 24" and 12"x24"\*



Alesio Creme Honed Tile™  
6"x 24", 12"x24" and 18"x18"




Alesio Smoky Beige Honed Tile™  
6"x 24"



Latte Honed Tile™  
6"x 24" and 12"x24"



NEW Smoky Birch Honed Tile™  
6"x 24" and 12"x24"



Spalted Oak Honed Tile™  
6"x 24", 12"x24"



Nero Honed Tile™  
6"x 24" and 12"x24"\*



Pewter Honed Tile™  
6"x 24" and 12"x24"

## HEAVY GAUGE TILES .7"-.8" GAUGE



Berkshire Buff Honed Tile™  
6"x 24" and 12"x24"



Berkshire Buff Sandblasted Tile™  
6"x 24" and 12"x24"\*\*\*

## SMALL FORMAT TILES

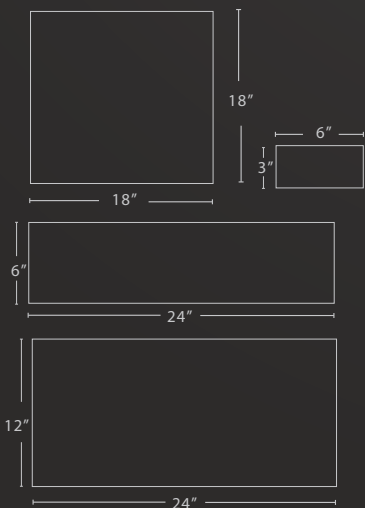


Gilded Frost Honed Tile™  
3"x 6"

## BULLNOSE TRIM



Creme Trim™  
12"x .75"




STONE TYPE	Sandstone, Limestone, Granite, Quartzite, Travertine, Marble		
AVAILABLE COLORS	White Birch, Nero, Latte, Pewter, Creme, Smoky Beige, Spalted Oak, Berkshire Buff		
FORMAT	Tile		
FINISH	Honed, some available in polished, sandblasted		
MATCHING PRODUCTS	Panels, Corners, Ends, Hearths, Mosaics		
USAGE	Vertical, Flooring, Indoor, Outdoor		
UNIT SIZE	12" x 24"   2 sq.ft. 0.4" -0.8" gauge	6" x 24"   1sq.ft. 0.4" -0.8" gauge	CREME ONLY 18" x18"   2.25sq.ft. 0.4" gauge
AVG. UNIT WEIGHT	11lbs. - 25.4lbs.	5-11lbs.	15lbs.
SF. PER BOX	10 sq.ft.	10 sq.ft.	9 sq.ft.
TILES PER BOX	5 (3 Berkshire Buff)	10 (5 Berkshire Buff)	4

For 3"x6" tile specs see page 56

\*Also available in polished finish.

\*\* Berkshire Buff tiles are .7"-.8" in gauge.

Color variations are inherent in all natural stone products. The product colors you see in this brochure are as accurate as current photography and printing techniques allow. We recommend you look at product samples before you select a color.



Scan code for more info & project images



White Birch Honed Tiles

# LARGE FORMAT DIMENSIONAL TILES

# ALESIO 3D

## COLLECTION

THE UNIQUE 3 DIMENSIONAL PATTERNS AND NATURAL STONE COLORS TRULY SHINE IN THIS LARGE FORMAT TILE.

Our large-format Alesio 3D Collection lets you go bigger and bolder with its 3-dimensional patterns and natural stone colors. Made from marble and limestone, each tile is rectified and precision cut with lasers for a seamless pattern. This product line is the ultimate statement piece for someone looking for that WOW factor.



Alesio 3D - Black Barjan Tile™ (P. 37)



Alesio 3D - Beige Quadro Tile™



Alesio 3D - Smoky Beige Sahara Tile™



Alesio 3D - Creme Weave Tile™



Alesio 3D Black Barjan Tiles




6"x24" Smoky Beige Panel



6"x24" Smoky Beige Tile




20"x20" Smoky Beige Hearth



12"x24" Smoky Beige Tile

### LARGE FORMAT TILE SPECIFICATIONS

AVAILABILITY	Special Order
STONE TYPE	Marble, Limestone
COLORS	Creme, Smoky Beige, Black, Beige
FORMAT	Large format tile
PATTERNS	Weave, Sahara, Petra, Barjan, Quadro
MATCHING PRODUCTS	Panels, Tiles, Hearths
USAGE	Indoor, Outdoor
DIMENSIONS Sahara, Barjan, Quadro	24" x 24"   4 sqft   .27-.75" avg gauge   30-35 lbs
DIMENSIONS Weave	6" x 24"   1 sqft   .27-.75" avg gauge   11 lbs



Scan code for more info & project images

Color variations are inherent in all natural stone products. The product colors you see in this brochure are as accurate as current photography and printing techniques allow. We recommend you look at product samples before you select a color.

# NATURAL STONE MOSAICS

## CREME MOSAICS, PANELS, TILES AND ACCESSORIES

Our Mosaic collection features a spectrum of stunning patterns. From timeless Hexagon and Herringbone designs, to sleek and modern Diamond patterns, this collection was created with beauty and versatility in mind. As complete collection of products including panels, corners, tiles, and accessories for a full installation solution.



Crema Honed Hexagon Mosaic™




Crema Honed Herringbone Mosaic™



Crema Honed Diamond Mosaic™

### MOSAIC SPECIFICATIONS


STONE TYPE	Marble		
AVAILABLE COLORS	Crema		
FORMAT	Mosaic on mesh		
FINISH	Honed, Natural Cleft		
MATCHING PRODUCTS	Panels, Tiles, Hearths, Corners, Mosaics, Trim		
USAGE	Indoor, Outdoor		
MOSAIC TYPE	Hex	Herringbone	Diamond
MOSAIC SIZE	10.75"x11"	9.625"x10"	11"x 8.75"
MOSAIC GAUGE	.375"	.375"	.375"
AVG. UNIT WEIGHT	3.81lbs	3.13lbs	3.13lbs
SF. PER MOSAIC	.8 sqft	.67sqft	.67sqft
TILES PER SHEET	30	24	18
MOSAICS PER BOX	6	6	6



6"x24" Tile



12"x24" Tile



18"x18" Tile




Honed and LedgeStone Corners



20"x20" Hearths



.75"x 12" Bullnose Trim



## UNIQUE PRODUCTS

# DIMENSIONAL PANEL



Dimensional/ Accentstone

## DIMENSIONAL PANEL

A modern take on the traditional stone panel, the Smoky Birch Dimensional panel has accent pieces gauged for an exaggerated relief, casting deep shadows and creating a visibly geometric pattern. The neutral greige tone of the limestone downplays the pattern for a look that is accessible to all design sensibilities.




Smoky Birch Dimensional Panel™ 6"x24"  
(multiple panels shown in photo)

### More Smoky Birch Products



Smoky Birch LedgeStone Panel™ 6"x24"




Smoky Birch Honed Panel™ 6"x24"




Smoky Birch Honed Tile™ 6"x24"

### PANEL SPECIFICATIONS

STONE TYPE	Limestone
AVAILABLE COLORS	Smoky Birch
FORMAT	Panel
FINISH	Honed
MATCHING PRODUCTS	Corners, 6"x24" Tiles, 12"x24" Tiles
USAGE	Indoor/Outdoor*
UNIT SIZE	6" x 24"   1sq.ft.   .6" - 1.75" gauge
AVG. UNIT WEIGHT	12.5lbs.
SF. PER BOX	5 sq.ft.
PIECES PER BOX	4



Smoky Birch Honed Tile™ 12"x24"



Scan code for more info & project images

# NATURAL STONE MOSAICS

# MARMOS

## MOSAICS, TILE AND TRIM

Created exclusively for Realstone by renowned designer Erin Adams, the Marmos collection is designed to work together across various surfaces within a space. The pieces in each collection vary in size, shape, and texture but are all made from the same marble so they can be paired together seamlessly in beautiful combinations.


## C CHAIN




**C CHAIN TILES TEXTURED TILE**  
7.09"X5.5" | MARBLE



**C CHAIN TILES POLISHED TILE**  
7.09"X5.5" | MARBLE



**C CHAIN DIAMOND TEXTURED MOSAIC**  
12"X10.63" | MARBLE



**C CHAIN TEXTURED SUBWAY TILES**  
3"X12" | MARBLE

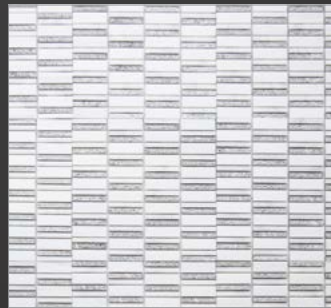
## LURE



**LURE MOSAIC TEXTURED MOSAIC**  
12"X12" | MARBLE



**LURE MOSAIC POLISHED MOSAIC**  
12"X12" | MARBLE



**LURE STRIPS 1X4 TEXTURED MOSAIC**  
12"X12" | MARBLE



**LURE STRIPS 1X3 TEXTURED MOSAIC**  
12"X12" | MARBLE

## FAIRMONT



**FAIRMONT BRASS HEX MOSAIC**  
7.87"X10.43" | MARBLE + BRASS FINISH ON STAINLESS STEEL



**FAIRMONT BRASS SUBWAY MOSAIC**  
12.05"X12.44" | MARBLE+BRASS



**FAIRMONT BRASS MINI HEX MOSAIC**  
12"X11.42" | MARBLE + BRASS FINISH ON STAINLESS STEEL

Materials	Marble, Brass, Brass Finish on Stainless Steel
Usage	Commercial/Residential, Indoor/Outdoor*, Walls, Flooring, Wet Areas
Durability Rating	4
DCF	Varies by product
Testing Data Available	DCOF, SAE, AISI, MSDS




**FAIRMONT TRIM POLISHED**  
12"X.625" | MARBLE



**LURE TRIM HONED, POLISHED**  
12"X.625" | MARBLE



**C CHAIN TRIM HONED**  
12"X.625" | MARBLE



Scan code for more info & project images

Color variations are inherent in all natural stone products. The product colors you see in this brochure are as accurate as current photography and printing techniques allow. We recommend you look at product samples before you select a color.



Lure Strips Mosaic



C-Chain Diamond Textured Mosaic

# NATURAL STONE TILES GLAZED OR LEATHER WRAPPED

## GLAZED, METALLIC & LEATHER

Revolutionary. No other word better describes this collection of stone and tile. We've taken our quality natural stone products that we're known for and tempered them with an artist's palette to create the uniquely rich, polished look of glazed tile and genuine leather. With its distinctive stone cleft, each piece adds a depth of color and texture, and with fifteen stunning colors to choose from, the possibilities are limitless.



Stardust Metallic™ Hex



Stardust Glaze Metallic Tile™



Gunmetal Glaze Metallic Tile™



Coming Soon - Black Hills Gold™



Pyrite Glaze Metallic Tile™



Pyrite Metallic Mosaic™



Snow Drift Glaze Tile™



Snow Drift Glaze Strips™



Blue Opal Glaze Tile™



Fog Blend Glaze Hex™



Storm Glaze Tile™



Marine Glaze Tile™



Corona Leather Tile™



Robusto Leather Tile™

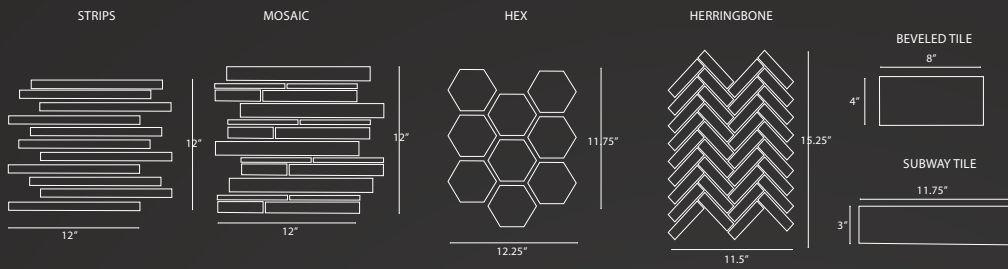


Toro Leather Tile™



Nickel Leather Tile™





# Erin Adams COLLECTION Tempered



Ore Glaze Metallic Tile™




Pale Gold Metallic Tile™




Pale Gold Metallic Mosaic™



Azure Metallic Tile™



Ruby Glaze Metallic Tile™



Sapphire Glaze Tile™



Coming Soon- Blush Glaze Tile™



Blue Opal Mosaic™



Fog Glaze Tile™



Fog Strips™



Sea Foam Glaze Tile™




Jade Glaze Tile™




Coming Soon-Jade Herringbone™




Sea Salt Blend Strips™



Sea Salt Blend Hex™



Bullnose Trim



Scan code for more info & project images

\*\*Tempered Tiles are heat and cold sensitive. Tempered Tiles are appropriate for interior use and temperature should not exceed the ambient room temperature. Tempered Tiles should not be installed in environments subject to frequent moisture. The product colors you see in this brochure are as accurate as current photography and printing techniques allow. We recommend you look at product samples before you select a color.

## FLOORS & WALLS

# GLASS MOSAIC


In our partnership with MVM and designer Erin Adams, Realstone Systems introduces a collection of mosaic tiles that is as versatile as it is gorgeous. Malta, Mineral and Trends are collections of beautifully colored and textured glass mosaics produced in centuries old tradition of Molten Glass, Flat Glass, Samalti and Vitreous Glass. Available in a range of formats for residential and commercial applications.

## trends Paper Faced

**1"x1"** - Interior & exterior walls, shower & steam showers walls and floors, fireplaces, countertops, interior & exterior floors<sup>1</sup>, pools & fountains, freeze/thaw



Andes  
1"x1" Mosaic Tile



Bariloche  
1"x1" Mosaic Tile




Andante  
1"x1" Mosaic Tile


FINISHES	Matte, Semi-Gloss, Metallic, Iridescent	
BACKING/MOUNTING	Mesh Mounted, Paper Faced	
PRODUCTION	Smalti Glass, Vitreous Glass, Flat Glass Flat Glass with Mineral layer, Handmade	
COVERAGE	Sheet coverage 1sqft	
SHEET SIZE	1x1-12"x12"; 2x2-12"x12"; Hex-13"x13"; Subway-12"x14 3/4"; Linear1-13"x15 1/8";	
COLOR VARIATION	V3	
HARDNESS/ MOHS	7	
DCOF	MESH MOUNTED- 1"x1" tile -.86 Subway tile, Linear tile- not rated	PAPER FACED- 1"x1" tile -.53 2"x2" mosaic-.35 Hexagon-.35
Absorption	0 - .01 %	
Chemical Resistance	Resistant	
Packaging	22 pieces per box 22 sqft per box Sold per box (available per piece at a premium price)	
*Paper Faced Special Order Only <sup>1</sup> Residential only <sup>2</sup> Not Freeze/Thaw		

## malta Paper Faced


**2"x2"**, **2" Hex** - Interior & exterior walls<sup>1</sup>, shower & steam shower walls, fireplaces, countertops, pools & fountains  
**1"x1"** - all of the above plus: interior & exterior floors<sup>2</sup>, shower & steam shower floors, freeze/thaw



1"x1" Mosaic Tile



2" Hexagon Tile



2" x 2" Mosaic Tile



1"x1" Mosaic Tile



2" Hexagon Tile



2" x 2" Mosaic Tile



1"x1" Mosaic Tile




2" Hexagon Tile




2" x 2" Mosaic Tile



1"x1" Mosaic Tile




2" Hexagon Tile




2" x 2" Mosaic Tile

## mineral Mesh Mount


**2"x6"**, **7/16x6"** - Interior & exterior walls<sup>1</sup>, shower & steam shower walls, fireplaces, countertops  
**1"x1"** - all of the above plus: interior & exterior floors<sup>2</sup>, pools & fountains<sup>3</sup>, shower & steam shower floors, freeze/thaw



1"x1" Mosaic Tile




2"x 6" Subway Tile




7/16"x 6" Random Linear Tile



1"x1" Mosaic Tile



2"x 6" Subway Tile



7/16"x 6" Random Linear Tile



1"x1" Mosaic Tile



2"x 6" Subway Tile



7/16"x 6" Random Linear Tile



Color variations are inherent in all artisanal glass products. The product colors you see in this brochure are as accurate as current photography and printing techniques allow. We recommend you look at product samples before you select a color.



Trends Bariloche 1"x1" Glass Mosaics



Lapiz 2" Hex Glass Mosaics



Malta Fern 1"x1" Glass Mosaics

# WOOD AND WOOD-LIKE TILES AND PANELS

## THE WOOD LOOK

An easy way to bring warmth and interest to a room is by using wood as a design element. We offer three product lines which are either wood or wood like. Our Hive Tiles are a modern take on the wood look with a lifelike appearance in a hexagon shape. Available in two wood finishes, you can mix and match them to create a truly unique space. Our Reclaimed Wood Panels are made from globally sourced all-natural reclaimed wood pieces which are paired into unique combinations of sizes and textures. Made from a Stone and Resin composite, our Antique Wood Panels are incredibly lifelike with a wood grain pattern that is the perfect low-maintenance alternative to real wood. Whether it be for an indoor or outdoor project, these panels will add richness and warmth while bringing your vision to life.



Hive Barnwood Tile™



Hive Driftwood Tile™



Antique Wood Barnwood Panel™



Antique Wood Driftwood Panel™



Reclaimed Wood Dark Panel™



Reclaimed Wood Multi Panel™



Reclaimed Wood Natural Panel™



Hive is not intended for use with high heat emitting units.

Hive Driftwood Tiles

## STONE & RESIN PRODUCTS

# ANTIQUE WOOD PANELS & HIVE TILES


A low-maintenance alternative, our Antique Wood and Hive products have the lifelike appearance and texture of aged wood and natural stone. This system was designed with quality and durability in mind and is water-resistant, non-warping, non-porous, and non-splintering. We make them from recycled stone that has been mixed with resin, and we build them to last. The Antique wood panels are interlocking for a seamless installation, while the Hive tiles come in concave and convex pairs that will add dimension and excitement to any project.



Antique Wood Driftwood Panel™



Hive Driftwood Tile™



Hive Chiseled Cream Tile™



Antique Wood Barnwood Panel™




Hive Barnwood Tile™




Hive Etched Cream Tile™



Antique Wood Corner Set




Antique Wood Panel



Hive Tile

ANTIQUE WOOD SPECIFICATIONS		
STONE TYPE	Travertine or Marble Dust + Resin	
AVAILABLE COLORS	Barnwood, Driftwood	
FINISH	Wood Grain	
USAGE	Vertical, Indoor/Outdoor	
STYLE	PANELS	CORNER SET
UNIT SIZE	22.75" x 11.875"   1.88sqft 0.5" gauge	11.875" total height 0.5" gauge
AVG. UNIT WEIGHT	9 lbs.	2 lbs.
AVG. SF. PER BOX	11.3 sqft	2 sqft (3 linear feet)
PIECES PER BOX	6 panels	3 sets (15 individual pieces)

HIVE SPECIFICATIONS		
STONE TYPE	Travertine or Marble Dust + Resin	
AVAILABLE COLORS	Barnwood, Driftwood, Cream	
FINISH	Wood Grain, Chiseled, Etched	
USAGE	Indoor/Outdoor	
AVAILABLE COLORS	Barnwood, Driftwood, Chiseled Cream	Etched Cream
UNIT SIZE	9.5" x 8.20"   .54 sqft 0.25"-1" gauge	10" x 8.625"   .6 sqft 0.25"-1" gauge
AVG. UNIT WEIGHT	concave 1.76 lbs convex 3.52 lbs	concave 2.64 lbs convex 4.84 lbs
AVG. SF. PER BOX	4.2 sqft	4.3 sqft
PIECES PER BOX	10 (5 convex, 5 concave)	10 (5 convex, 5 concave)



\*All claims and technical information is provided by the Hive manufacturer. Information is subject to change without notice.  
 1. Barnwood and Driftwood products may temporarily produce an odor which will dissipate over time. 2. Product must not be installed in direct contact with heat source.  
 Hive tiles are made of engineered marble and travertine stone which inherently lack uniformity and are subject to variations in aesthetics, color, shade, finish, tint, hardness, strength resistance, density, etc. These qualities are inherent in the nature of the product and are not to be considered latent defects. Realstone Systems does not provide installation services.



Hive is not intended for use with high heat emitting units.

Hive Etched Cream Tiles

## WOOD PRODUCTS

# RECLAIMED WOOD PANELS

Our vintage reclaimed wood panels are as unique and varied as the places they come from. Rich in history and authenticity, these hand-selected and masterfully-crafted hardwood pieces are sourced from reclaimed Teak and come together to create a product that is infused with the stories of their past. The wood pieces blend together seamlessly into a mesh-backed panel that is easy to install and an application that is sure to stand out.



Reclaimed Wood-Dark Panel™





Reclaimed Wood-Multi Panel™

MATERIAL	Reclaimed Teak wood
COLORS	Dark, Multi, Natural
FORMAT	Wood planks on mesh
USAGE	Indoor
DIMENSIONS	12" x 24" x .5"   1.90 sqft per piece   5 lbs
PIECES PER BOX	10
BOXES PER CRATE	21



Reclaimed Wood-Natural Panel™



\*All claims and technical information is provided by the Barnwood manufacturer. Information is subject to change without notice.

1. Reclaimed Wood products may temporarily produce an odor which will dissipate over time. 2. Product must not be installed in direct contact with heat source.  
3. Reclaimed Wood products are made of natural, reclaimed wood which inherently lacks uniformity and is subject to variations in aesthetics, color, shade, finish, tint, hardness, strength resistance, density, etc. These qualities are inherent in the nature of the product and are not to be considered latent defects. Realstone Systems does not provide installation services.





Photo: KDG Construction INC.

Reclaimed Wood Dark Panels

INDOOR & OUTDOOR

# MILESTONE PORCELAIN PAVERS + TILES

Porcelain tiles and pavers are made by fusing quartz clay and feldspar into a single material which is fired at temperatures ranging from 2200-2400 degrees F. The resulting product is extremely durable and impervious to fading, staining, corrosion, mold or moss growth and can withstand freeze-thaw environments. Milestone tiles are ideal for interior and exterior floor coverings offers a blend of design, versatility, performance, simplicity of installation and eco-sustainability.

## VERVE | 8MM, 10MM, 20MM | V3, V4



Earth Tile™



Multicolor Tile™



Sand Tile™


## EARTH | 20MM | V3, V4



Dark Grey Tile™



Miami White Tile™



Multicolor Tile™


## MOOD WOOD | 10MM, 20MM | V3, V4



Grey Tile™



White Tile™



Honey Tile™

## CASSETTONE DECOR | 20MM | V3, V4



#1 Tile™



#2 Tile™



#4 Tile™

## QUARTZ | 20MM | V3



Grey Tile™




White Tile™



Extra White Tile™

## FAROE | 8MM | V2



Mother Of Pearl Tile™



Seashell Tile™



Mist Tile™

AND SO MUCH MORE!

FOR THE FULL LINE OF  
PRODUCTS SCAN THE  
QR CODE OR VISIT  
[WWW.REALSTONE.COM](http://WWW.REALSTONE.COM)



## + ONE | 10MM | V2, V3



Deco Cube Chalk/Coal Tile™



Deco Sphere Mud Greige Tile™



Deco Sphere Greige Mud Tile™

## + ONE | 10MM, 20MM | V2



Ash Tile™



Chalk Tile™



Greige Tile™



Verve Multicolor Tiles



Quartz Grey Tiles



Moodwood Honey Tiles



+One Greige Tiles

INDOOR & OUTDOOR

# POLYCOR NATURAL STONE PRODUCT

As the worlds largest natural stone company, Polycor takes great pride in providing natural, sustainable and locally sourced products. They specialize in producing a wide variety of natural stone products for the residential, architectural and hardscape customers. From residential facades to pool copings and wall caps Polycor offers a vast range of stone types and colors to meet all your indoor and outdoor masonry needs.



Carolina Coral™



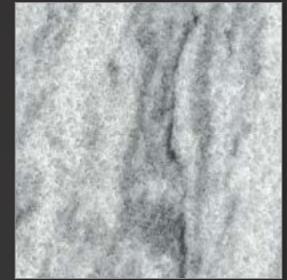
Woodbury Gray™



Caledonia™



Indiana Limestone™



Georgia Marble Pearl Grey™



Bethel White™



St. Henry Black™



Fossil Beige™

## OUTDOOR ELEMENTS



## POOL COPING



## WALL CAPS




## HARDSCAPE



AND SO MUCH MORE!

FOR THE FULL LINE OF PRODUCTS SCAN THE QR CODE OR VISIT [WWW.REALSTONE.COM](http://WWW.REALSTONE.COM)



## THIN VENEER



## FULL BED STONE



## SILLS



## STAIR TREADS



Color variations are inherent in all natural stone products. The product colors you see in this brochure are as accurate as current photography and printing techniques allow. We recommend you look at product samples before you select a color.

[www.Realstone.com](http://www.Realstone.com) 1.866.698.5066



Indiana Limestone Full Color Blend, Berkshire Thin Veneer, Vanderbilt Thin Veneer



Eastern Gray Granite Round Fire Pit



Indiana Limestone Fossil Beige



Carolina Coral Granite, Indiana Limestone Full Color Blend, Eastern Gray Granite

# REALSTONE PANELS, TILES & MOSAICS



Arctic White Shadowstone Panel™



Arctic White Angled Thin Panel™



Coming Soon-Arctic White Flamed Panel™



NEW-Gilded Frost Honed Panel™



Berkshire Buff Estate Stone Panel™



Berkshire Buff Shadowstone Panel™



Berkshire Buff Ledgestone Panel™



Berkshire Buff Honed Tile™



Coming Soon-Pearl Grey Accentstone Panel™



Creme Honed Hexagon Mosaic™



Creme Honed Herringbone Mosaic™



Creme Honed Diamond Mosaic™



Latte Honed Accentstone Panel™



Latte Honed Tile™



Smoky Beige Honed Panel™



Smoky Beige Ledgestone Panel™



Portugal Terra Tile™



Portugal Terra Flat Tile™



Hive Barnwood Tile™



Antique Wood Barnwood Panel™



Carbon Honed Accentstone Panel™



Carbon Honed Panel™



Carbon Ledgestone Panel™



Charcoal Shadowstone Panel™




Portugal Cinza Dimensional, Flat Tile™



Bristol Black Estate Stone Panel™



Spalted Oak Panel™




Spalted Oak Tile™



NEW-Gilded Frost Ledgestone Panel™



NEW-Gilded Frost Honed Tile™



Arctic Grey Shadowstone™



Portugal Venato Dimensional, Flat Tile™



Berkshire Buff Sandblasted Tile™



Chiseled Silver Alabaster Shadowstone Panel™




Silver Alabaster Shadowstone Panel™



Silver Alabaster Shadowstone Thin Panel™



Creme Honed Tile™



3D- Creme Weave Tile™



Alesio 3D- Smoky Beige Sahara Tile™



Alesio 3D- Smoky Beige Quadro Tile™



Smoky Beige Honed Tile™



Hive Driftwood Tile™



Antique Wood Driftwood Panel™



Sierra Shadowstone Panel™



Smoky Birch Honed Panel™



Smoky Birch Ledgestone Panel™



Smoky Birch Dimensional Panel™



Smoky Birch Honed Tile™



Coming Soon-Blackstone Leathered Shadowstone Panel™



Coming Soon-Galaxy Black Shadow Panel™




Midnight Sky Shadowstone Panel™




Midnight Sky Shadowstone Thin Panel™



Terracotta Accentstone Panel™



Terracotta Shadowstone Panel™



Coming Soon-Grey Terracotta Shadow Panel™



Greystone Gold Estate Stone Panel™



White Birch Honed Panel™



White Birch Ledgestone Panel™



White Birch Honed Thin Panel™



White Birch Tile™



Hive Creme Chiseled Tile™



Hive Creme Etched Tile™



Creme Ledgestone Alesio Panel™



Creme Honed Alesio Panel™



Portugal Areia Dimensional, Flat Tile™



Latte Estate Stone Panel™



Latte Honed Panel™



Latte Ledgestone Panel™



Sierra Accentstone Panel™



Sierra Shadowstone Thin Panel™



Coming Soon-Sierra Sand Shadow Panel™



New York Blue Shadowstone Panel™



Pewter Honed Panel™



Pewter Ledgestone Panel™



Pewter Honed Tile™



Coming Soon-Smoke Grey Flamed Shadow Panel™



Alesio 3D- Black Barjan Tile™



Nero Tile™



Nero Honed Panel™



Nero Ledgestone Panel™



Reclaimed Wood Dark Panel™



Reclaimed Wood Natural Panel™



Reclaimed Wood Multi Panel™



scan for more product  
and project images



# NATURAL STONE WALL CLADDING

Our many patterns are made to highlight the natural beauty of the stone.



Corners

Ends

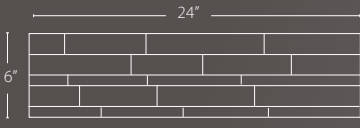
Panels




Estate Stone Panels



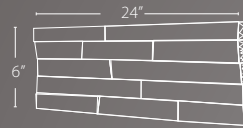
Estate Stone Corners



Collection



Corner




End




Estate Stone



Alesio



Ledgestone




Shadowstone



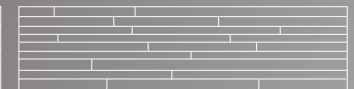
Dimensional/ Accentstone



Shadowstone P



Chiseled Shadowstone



Thinstone

# NATURAL STONE TILE AND SPECIALTY PRODUCTS



Alesio 3D Tile 24"x24"



12"x24" Tile



Portugal Tile 12"x 4"



6"x24" Tile



Mosaics-various sizes



Glass Mosaic 12"x12"



Marmos Mosaic 12"x12"



Reclaimed Wood Panels



Antique Wood Panels



Hive Tiles



Tempered Tiles

# MORE THAN JUST GORGEOUS PRODUCTS WE OFFER INSTALLATION SOLUTIONS

Whether you start your Realstone project with panels or tiles, and end with hearths or wall caps, we have all the pieces you need to complete your project. With all the components made from the same stone, it's easy to get a perfect match and a gorgeous installation.

WHITE BIRCH HONED TILE 12"X24", 6"X24"



WHITE BIRCH HONED PANEL 6"X24" WHITE BIRCH THIN PANEL 6"X24"



WHITE BIRCH HONED CORNER 6"X16" & 6"X8"



WHITE BIRCH TILES + WHITE BIRCH LEDGESTONE PANELS



WHITE BIRCH HONED HEARTH/COLUMN CAP 20"X20"



## PAIR HIGH QUALITY PRODUCTS WITH TOP OF THE LINE INSTALLATION & CARE SYSTEMS



Ensure a successful installation each and every time with the most comprehensive assortment of innovative tile and stone installation materials available. LATICRETE® industry-leading products provide complete system solutions from the substrate up through the grout for virtually any type of tile or stone installation in commercial, industrial, and residential applications.

Product categories include adhesives and mortars, thick-bed mortars and screeds, grouts, caulks and sealants, sound control, uncoupling, anti-fracture, vapor reduction, waterproofing, shower system components, professional maintenance products for tile and stone and hardscapes – all designed to work together, providing a comprehensive, warrantied installation and ways to protect, clean and transform tile and stone projects for years to come.

For a full product line of installation, care and maintenance products visit [www.realstone.com](http://www.realstone.com) or scan the QR code.

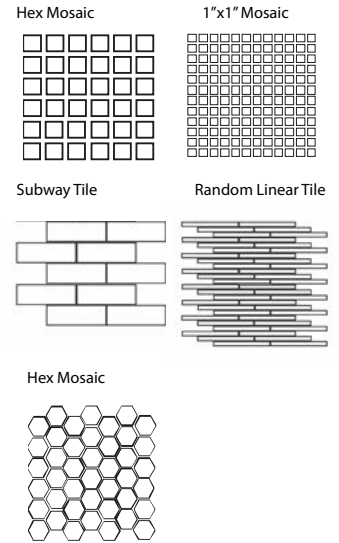


25 YEAR  
Warranty



## Glass Mosaics

Color	Mounting	Collection	Piece Size	Mosaic Size	Finish	Gauge	Avg. Weight	Units Per Box	DCOF	Shade
Andes	Paper Faced	Trends	1"x1"	12"x12" (1sqft)	Matte, Semi-Gloss, Metallic	.25"	2.25 lbs	22	.53	V3
Bariloche	Paper Faced	Trends	1"x1"	12"x12" (1sqft)	Matte, Semi-Gloss, Metallic	.25"	2.25 lbs	22	.53	V3
Andante	Paper Faced	Trends	1"x1"	12"x12" (1sqft)	Matte, Semi-Gloss, Metallic	.25"	2.25 lbs	22	.53	V3
Charcoal 1"	Paper Faced	Malta	1"x1"	12"x12" (1sqft)	Matte, Semi-Gloss, Iridescent	.25"	2.25 lbs	22	.53	V3
Charcoal 2"	Paper Faced	Malta	2"x2"	12"x12" (1sqft)	Matte, Semi-Gloss, Iridescent	.25"	2.25 lbs	22	.35	V3
Charcoal Hex	Paper Faced	Malta	2"x2"	13"x12.75" (1sqft)	Matte, Semi-Gloss, Iridescent	.25"	2.25 lbs	22	.35	V3
Fern 1"	Paper Faced	Malta	1"x1"	12"x12" (1sqft)	Matte, Semi-Gloss	.25"	2.25 lbs	22	.53	V3
Fern 2"	Paper Faced	Malta	2"x2"	12"x12" (1sqft)	Matte, Semi-Gloss	.25"	2.25 lbs	22	.35	V3
Fern Hex	Paper Faced	Malta	2"x2"	13"x12.75" (1sqft)	Matte, Semi-Gloss	.25"	2.25 lbs	22	.35	V3
Ice 1"	Paper Faced	Malta	1"x1"	12"x12" (1sqft)	Matte, Semi-Gloss, Iridescent	.25"	2.25 lbs	22	.53	V3
Ice 2"	Paper Faced	Malta	2"x2"	12"x12" (1sqft)	Matte, Semi-Gloss, Iridescent	.25"	2.25 lbs	22	.35	V3
Ice Hex	Paper Faced	Malta	2"x2"	13"x12.75" (1sqft)	Matte, Semi-Gloss, Iridescent	.25"	2.25 lbs	22	.35	V3
Lapiz 1"	Paper Faced	Malta	1"x1"	12"x12" (1sqft)	Matte, Semi-Gloss	.25"	2.25 lbs	22	.53	V3
Lapiz 2"	Paper Faced	Malta	2"x2"	12"x12" (1sqft)	Matte, Semi-Gloss	.25"	2.25 lbs	22	.35	V3
Lapiz Hex	Paper Faced	Malta	2"x2"	13"x12.75" (1sqft)	Matte, Semi-Gloss	.25"	2.25 lbs	22	.35	V3
Hematite 1"	Mesh Mount	Mineral	1"x1"	12"x12" (1sqft)	Matte, Semi-Gloss, Metallic	.25"	2.25 lbs	22	.86	V3
Hematite Subway	Mesh Mount	Mineral	2"x6"	12"x 13.75" (1sqft)	Matte, Semi-Gloss, Metallic	.25"	2.25 lbs	22	-	V3
Hematite Random Linear	Mesh Mount	Mineral	7/16"x6"	12.875"x 15.125" (1sqft)	Matte, Semi-Gloss, Metallic	.25"	2.25 lbs	22	-	V3
Jaspilite 1"	Mesh Mount	Mineral	1"x1"	12"x12" (1sqft)	Matte, Semi-Gloss, Metallic	.25"	2.25 lbs	22	.86	V3
Jaspilite Subway	Mesh Mount	Mineral	2"x6"	12"x 13.75" (1sqft)	Matte, Semi-Gloss, Metallic	.25"	2.25 lbs	22	-	V3
Jaspilite Random Linear	Mesh Mount	Mineral	7/16"x6"	12.875"x 15.125" (1sqft)	Matte, Semi-Gloss, Metallic	.25"	2.25 lbs	22	-	V3
Limonite 1"	Mesh Mount	Mineral	1"x1"	12"x12" (1sqft)	Matte, Semi-Gloss, Metallic	.25"	2.25 lbs	22	.86	V3
Limonite Subway	Mesh Mount	Mineral	2"x6"	12"x 13.75" (1sqft)	Matte, Semi-Gloss, Metallic	.25"	2.25 lbs	22	-	V3
Limonite Random Linear	Mesh Mount	Mineral	7/16"x6"	12.875"x 15.125" (1sqft)	Matte, Semi-Gloss, Metallic	.25"	2.25 lbs	22	-	V3



## Marmos Stone Mosaics

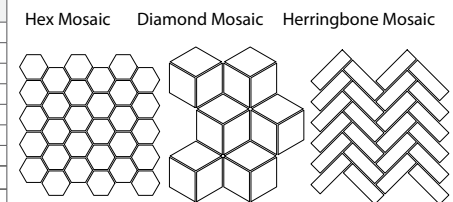
Color	Mounting	Collection	Piece Size	Mosaic Size	Finish	Gauge	Avg. Weight	Units Per Box	DCOF
C Chain Textured Tile	Mesh Mount	Marmos C Chain	7.09"x5.5" (.27sqft)	-	Textured	.25"	1.42 lbs	10	.55-.75
C Chain Polished Tile	Mesh Mount	Marmos C Chain	7.09"x5.5" (.27sqft)	-	Polished	.25"	1.42 lbs	10	0.70-0.72
C Chain Diamond Textured Mosaic	Mesh Mount	Marmos C Chain	-	12"x10.63" (.885sqft)	Honed, Textured	.25"	4.42 lbs	10	.55-.75
C Chain Subway Textured Tile	None	Marmos C Chain	8"x3" (.25sqft)	-	Textured	.25"	1.42 lbs	30	.55-.75
Lure Textured Mosaic	Mesh Mount	Marmos Lure	4"x4"	12"x12" (1sqft)	Honed, Textured	.25"	5.13 lbs	10	.55-.75
Lure Polished Mosaic	Mesh Mount	Marmos Lure	4"x4"	12"x12" (1sqft)	Polished	.25"	5.13 lbs	10	.70-.72
Lure Strips Textured Mosaic	Mesh Mount	Marmos Lure	4"x1"	12"x12" (1sqft)	Textured, Honed	.25"	4.82 lbs	10	.55-.75
Lure Strips Polished Mosaic	Mesh Mount	Marmos Lure	3"x1"	12"x12" (1sqft)	Textured	.25"	4.82 lbs	10	.55-.75
Fairmont Brass Hex Mosaic	Mesh Mount	Marmos Fairmont	2"x2"	7.87"x10.45" (.57sqft)	Polished, Brass	.25"	3 lbs	10	.70-.72
Fairmont Brass Subway Mosaic	Mesh Mount	Marmos Fairmont	3"x6"	12.05"x12.44" (1.04 sqft)	Polished, Brass	.25"	6 lbs	10	.70-.72
Fairmont Brass Mini Hex Mosaic	Mesh Mount	Marmos Fairmont	1"x1"	12"x11.42" (.95sqft)	Polished, Textured, Brass	.25"	4.47 lbs	10	.70-.72



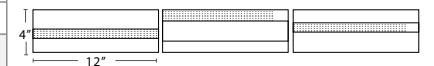
C-Chain Subway Tile Brass Subway Tile Diamond Tile Large Hex Mosaic Small Hex Mosaic Lure Tile Lure Strips

## Stone Tiles and Mosaics

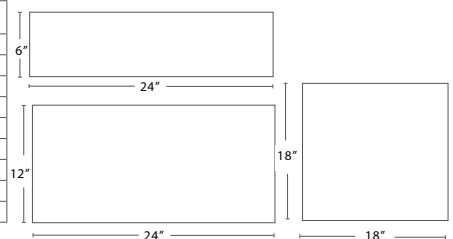
Color	Format	Stone Type	Size	Finish	Gauge	Avg. Weight	Units Per Box					
Alesio 3D Beige Quadro	Large format tile	Limestone	23.75"x23.75" (2sqft)	Honed	.27-.75"	30-35 lbs	2					
Alesio 3D Black Barjan	Large format tile	Marble	24"x24" (2sqft)	Honed	.27-.75"	30-35 lbs	2					
Alesio 3D Creme Weave	Large format tile	Marble	6"x24" (1sqft)	Honed	.27-.75"	11 lbs	8					
Alesio 3D Smoky Beige Sahara	Large format tile	Marble	24"x24" (2sqft)	Honed	.27-.75"	30-35 lbs	2					
Creme Diamond Mosaic	Mosaic on mesh	Marble	11"x 8.75" (.67 sqft)	Honed	.375"	3.13 lbs	6					
Creme Herringbone Mosaic	Mosaic on mesh	Marble	9.625"x10 (.67 sqft)	Honed	.375"	3.13 lbs	6					
Creme Hex Mosaic	Mosaic on mesh	Marble	10.75"x11" (.8 sqft)	Honed	.375"	3.81 lbs	6					
Gilded Frost	Tile	Marble	3"x6" (.125sqft)	Honed	.4"	.71 lbs	30					
Portugal Areia	Tile	Limestone	4"x12" (0.33 sqft)	Dimensional	0.25"-.075"	2.6 lbs	20					
Portugal Cinza	Tile	Marble		Flat	0.25"	1.9 lbs	30					
Portugal Terra	Tile	Limestone			Flat	0.25"	1.9 lbs	30				
Portugal Venato	Tile	Marble		Flat		0.25"	1.9 lbs	30				
Portugal- all colors	Large format tile	Upon Request										
Color	Format	Stone Type	Size	Finish	Gauge	Avg. Weight	Units Per Box					
			18"x 18" (2.25 sqft)	6"x24" (1 sqft)	12"x24" (2 sqft)		18"x 18"	6"x24"	12"x24"	18"x 18"	6"x24"	12"x24"
Berkshire Buff	Heavy gauge tile	Quartzite	x	x	Honed, Sandblasted	.7"- .8"	11lbs	25.5lbs	5	3		
Creme	Tile	Marble	x	x	Honed	.4"	15lbs	5lbs	10lbs	4	10	5
Latte	Tile	Travertine	x	x	Honed	.4"	5-5.5lbs	11lbs	10	5		
Mocha Birch	Tile	Sandstone	x	x	Honed	.4"	5-5.5lbs	11lbs	10	5		
Nero	Tile	Granite	x	x	Honed	.4"	5-5.5lbs	11lbs	10	5		
Pewter	Tile	Limestone	x	x	Honed	.4"	5-5.5lbs	11lbs	10	5		
Smoky Beige	Tile	Marble	x		Honed	.4"	5-5.5lbs	11lbs	10	5		
Smoky Birch	Tile	Limestone	x	x	Honed	.4"	5-5.5lbs	11lbs	10	5		
Spalted Oak	Tile	Travertine	x	x	Honed	.4"	5-5.5lbs	11lbs	10	5		
White Birch	Tile	Limestone	x	x	Honed	.4"	5-5.5lbs	11lbs	10	5		



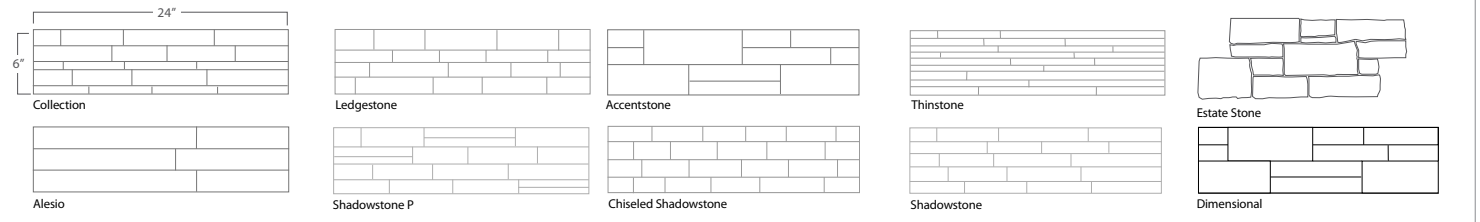
Portugal Tiles Patterns (vary per box)



Tiles



# Natural Stone Panels



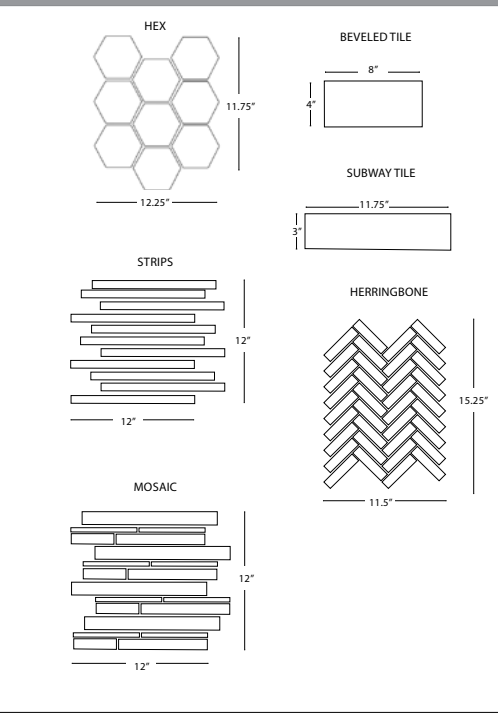
Color	Format	Pattern	Stone Type	Size	Finish	Rows Per Panel	Gauge	Avg. Weight	Units Per Box	Products and Accessories
Arctic Grey Shadowstone	Panel	Shadowstone P	Quartzite	6"x24" (1sqft)	Natural	6	.4"-1"	8.5-10.4 lbs	6 Pieces	Panels, Corners, Ends
Arctic White Shadowstone	Panel	Shadowstone P	Quartzite	6"x24" (1sqft)	Natural	6	.4"-1"	8.5-10.4 lbs	6 Pieces	Panels, Corners Ends
Arctic White Angled Thin	Panel	Thinstone	Quartzite	6"x24" (1sqft)	Natural	12	.8"-1"	9.5 lbs	6 Pieces	Panels, Corners, Ends
Arctic White Flamed Shadowstone	Panel	Shadowstone	Quartzite	6"x24" (1sqft)	Flamed	5	.8"-1"	9.5 lbs	6 Pieces	Panels, Corners
Blackstone Leathered Shadowstone	Panel	Shadowstone	Limestone	6"x24" (1sqft)	Leathered	5	.8"-1"	8.71	6 Pieces	Panels, Corners
Berkshire Buff Estate Stone	Panel on metal mesh	Estate Stone	Quartzite	8"x18" (1sqft)	Splitface	4	.8"-1.5"	12-13 lbs	4 Pieces	Fingered Panels, Corners, Hearths, Sills, Wall Caps, Column Cap, Tiles
Berkshire Buff Ledgestone	Panel	Ledgestone	Quartzite	6"x24" (1sqft)	Splitface	4	.6"-1.2"	12 lbs	5 Pieces	Panels, Corners, Ends, Hearths, Sills, Wall Caps, Column Cap, Tiles
Berkshire Buff Shadowstone	Panel	Shadowstone	Quartzite	6"x24" (1sqft)	Natural	5	.4"-6"	8-9 lbs	6 Pieces	Panels, Corners, Hearths, Sills, Wall Caps, Column Cap, Tiles
Bristol Black Estate Stone	Panel on metal mesh	Estate Stone	Granite	8"x18" (1sqft)	Splitface	4	.8"-1.5"	12-13 lbs	4 Pieces	Fingered Panels, Corners, Hearths, Sills, Wall Caps, Column Caps
Carbon Honed	Panel	Collection	Limestone	6"x24" (1sqft)	Honed	5	.4"-1"	9 lbs	6 Pieces	Panels, Corner, Hearths, Sills
Carbon Honed Accentstone	Panel	Accentstone	Limestone	6"x24" (1sqft)	Honed	4	.4"-1"	9 lbs	6 Pieces	Panels, Corners, Hearths, Sills
Carbon Ledgestone	Panel	Ledgestone	Limestone	6"x24" (1sqft)	Splitface	4	.5"-1"	8-9 lbs	6 Pieces	Panels, Corner, Ends, Hearths, Sills
Charcoal Shadowstone	Panel	Shadowstone	Slate	6"x24" (1sqft)	Natural	5	.4"-1"	8.5"-10.4 lbs	6 Pieces	Panels, Corners, Ends
Chiseled Silver Alabaster	Panel	Chiseled	Quartzite	6"x24" (1sqft)	Natural	4	.4"-1"	8.5"-10.4 lbs	6 Pieces	Panels, Corners, Ends
Crema Honed Alesio	Panel	Alesio	Marble	6"x24" (1sqft)	Honed	3	.34"-1"	8 lbs	8 Pieces	Panels, Corners, Hearths, Mosaics, Trim, Tiles
Crema Ledgestone	Panel	Alesio	Marble	6"x24" (1sqft)	Splitface	3	.37"-1"	9 lbs	6 Pieces	Panels, Corners, Ends, Hearths, Mosaics, Trim, Tiles
Galaxy Black Shadowstone	Panel	Shadowstone	Marble	6"x24" (1sqft)	Natural	5	.8"-1"	7.61lbs	6 Pieces	Panels, Corners
Gilded Frost Honed	Panel	Alesio	Marble	6"x24" (1sqft)	Honed	3	.37"-1"	7.71 lbs	6 Pieces	Panels, Corners, Tiles
Gilded Frost Ledgestone	Panel	Ledgestone	Marble	6"x24" (1sqft)	Splitface	4	.37"-1"	9 lbs	6 Pieces	Panels, Corners
Greystone Gold Estate Stone	Panel on metal mesh	Estate Stone	Quartzite	8"x18" (1sqft)	Splitface	4	.8"-1.6"	12-13 lbs	4 Pieces	Fingered Panels, Corners, Hearths, Sills, Wall Caps, Column Cap
Grey Terracotta	Panel	Shadowstone	Slate	6"x24" (1sqft)	Natural	5	.8"-1"	7.61lbs	6 Pieces	Panels, Corners
Latte Estate Stone	Panel	Estate Stone	Travertine	8"x18" (1sqft)	Splitface	4	.8"-1.6"	12-13 lbs	4 Pieces	Fingered Panels, Corners
Latte Honed	Panel	Collection	Travertine	6"x24" (1sqft)	Honed	5	.4"-1"	9 lbs	6 Pieces	Panels, Corners, Hearths, Tile, Sills
Latte Honed Accentstone	Panel	Accentstone	Travertine	6"x24" (1sqft)	Honed	4	.4"-1"	9 lbs	6 Pieces	Panels, Corners, Ends, Hearths, Tiles, Sills
Latte Ledgestone	Panel	Ledgestone	Travertine	6"x24" (1sqft)	Splitface	4	.4"-1"	9 lbs	6 Pieces	Panels, Corners, Ends, Hearths, Tiles, Sills
Midnight Sky Shadowstone	Panel	Shadowstone P	Quartzite	6"x24" (1sqft)	Natural	6	.4"-1"	8.5-10.4 lbs	6 Pieces	Panels, Corners, Ends
Midnight Sky Shadowstone Thin	Panel	Thinstone	Quartzite	6"x24" (1sqft)	Natural	12	.4"-1"	9.5 lbs	6 Pieces	Panels, Corners, Ends
Nero Honed	Panel	Collection	Granite	6"x24" (1sqft)	Honed	5	.4"-1"	9 lbs	6 Pieces	Panels, Corners, Hearths, Tiles
Nero Ledgestone	Panel	Ledgestone	Granite	6"x24" (1sqft)	Splitface	4	.4"-1"	9 lbs	6 Pieces	Panels, Corners, Ends, Hearths, Tiles
New York Blue Shadowstone	Panel	Shadowstone	Quartzite	6"x24" (1sqft)	Natural	5	.4"-1"	8.5-10.4 lbs	6 Pieces	Panels, Corners, Ends
Pewter Honed	Panel	Collection	Limestone	6"x24" (1sqft)	Honed	5	.4"-1"	9 lbs	6 Pieces	Panels, Corner, Hearths, Tiles
Pewter Ledgestone	Panel	Ledgestone	Limestone	6"x24" (1sqft)	Splitface	4	.4"-1"	9 lbs	6 Pieces	Panels, Corner, Ends, Hearths, Tiles
Sierra Accentstone	Panel	Accentstone	Quartzite	6"x24" (1sqft)	Natural	4	.8"-1.4"	9.3 lbs	6 Pieces	Panels, Corners, Ends
Sierra Shadowstone	Panel	Shadowstone	Quartzite	6"x24" (1sqft)	Natural	5	.4"-1"	8.5-10.4 lbs	6 Pieces	Panels, Corners, Ends
Sierra Shadowstone Thin	Panel	Thinstone	Quartzite	6"x24" (1sqft)	Natural	9	.8"-1"	9.5 lbs	6 Pieces	Panels, Corners, Ends
Sierra Sand Shadowstone	Panel	Shadowstone	Quartzite	6"x24" (1sqft)	Natural	5	.8"-1"	8.27	6 Pieces	Panels
Silver Alabaster Shadowstone	Panel	Shadowstone P	Quartzite	6"x24" (1sqft)	Natural	6	.4"-1"	9.5 lbs	6 Pieces	Panels, Corners, Ends
Silver Alabaster Thin	Panel	Thinstone	Quartzite	6"x24" (1sqft)	Natural	10	.8"-1"	9.5 lbs	6 Pieces	Panels, Corners, Ends
Smoky Beige Honed	Panel	Alesio	Marble	6"x24" (1sqft)	Natural	3	.34"-1"	8 lbs	8 Pieces	Panels, Corners, Hearths, Tiles
Smoke Grey	Panel	Shadowstone	Marble	6"x24" (1sqft)	Flamed	5	.8"-1"	8.31	6 Pieces	Panels, Corners
Smoky Beige Ledgestone	Panel	Alesio	Marble	6"x24" (1sqft)	Splitface	3	.37"-1"	9 lbs	6 Pieces	Panels, Corners, Ends, Hearths, Tiles
Smoky Birch Dimensional	Panel	Dimensional	Limestone	6"x24" (1sqft)	Honed	4	.6"-1.75"	12.5 lbs	4 Pieces	Panels, Corners, Tiles
Somerset Sage Estate Stone	Panel on metal mesh	Estate Stone	Slate	8"x18" (1sqft)	Splitface	4	.8"-1.6"	12-13 lbs	4 Pieces	Fingered Panels, Corners
Terracotta Accentstone	Panel	Accentstone	Slate	6"x24" (1sqft)	Natural	4	.8"-1.4"	9.3 lbs	6 Pieces	Panels, Corners, Ends
Terracotta Shadowstone	Panel	Shadowstone	Slate	6"x24" (1sqft)	Natural	5	.4"-1"	8.5 - 10.4 lbs	6 Pieces	Panels, Corners, Ends
White Birch Honed	Panel	Collection	Limestone	6"x24" (1sqft)	Honed	5	.4"-1"	9 lbs	6 Pieces	Panels, Corner, Hearths, Tiles
White Birch Honed Thin	Panel	Thinstone	Limestone	6"x24" (1sqft)	Honed	9	.4"-1"	9 lbs	6 Pieces	Panels, Corner, Hearths, Tiles
White Birch Ledgestone	Panel	Ledgestone	Limestone	6"x24" (1sqft)	Splitface	4	.4"-1"	9 lbs	6 Pieces	Panels, Corner, Ends, Hearths, Tiles

# Antique Wood Panels panels with fingered ends, Hive Tiles come in pairs of concave and convex tiles, Reclaimed Wood wood panels with fingered ends

Stone Profiles	Format	Material	Size	Finish	Avg. Gauge	Avg. Weight	Units Per Box	Antique Wood	Reclaimed Wood
Antique Wood Driftwood	Mesh backed panel	stone dust and resin composite	11.875"x 22.75" (1.88 sqft)	Wood Grain	0.5"	9 lbs	6		
Antique Wood Barnwood	Mesh backed panel		11.875"x 22.75" (1.88 sqft)	Wood Grain	0.5"	9 lbs	6		
Hive Driftwood	Tile		9.5" x 8.20" (.42 sqft)	Wood Grain	0.25"-1"	concave 1.76 lbs convex 3.52 lbs	10		
Hive Barn Wood	Tile		9.5" x 8.20" (.42 sqft)	Wood Grain	0.25"-1"	concave 1.76 lbs convex 3.52 lbs	10		
Hive Chiseled Cream	Tile		9.5" x 8.20" (.42 sqft)	Chiseled	0.25"-1"	concave 1.76 lbs convex 3.52 lbs	10		
Hive Etched Cream	Tile		10" x 8.625" (.43 sqft)	Etched	0.25"-1"	concave 2.64 lbs, convex 4.84 lbs	10		
Reclaimed Wood-Dark	Wood planks on mesh	Wood	12"x24" (1.90sqft)	Natural	0.5"	5lbs	10		
Reclaimed Wood-Multi	Wood planks on mesh	Wood	12"x24" (1.90sqft)	Natural	0.5"	5lbs	10		
Reclaimed Wood-Natural	Wood planks on mesh	Wood	12"x24" (1.90sqft)	Natural	0.5"	5lbs	10		

# Tempered Tiles and Mosaics

Color	Format	Stone Type	Size	Finish	Gauge	Avg. Weight	Units Per Box
<b>GLAZE/Metallic</b>							
Azure	Subway Tile	Metallic Glaze on Sandstone	3"x11.75" (.25sqft)	Glazed	.25"	1.21lbs	32
Black Hills Gold	Beveled Tile	Metallic Glaze on Sandstone	4"x 8" (.20sqft)	Glazed	.625"	1.5 lbs	32
Blush	Subway Tile	Metallic Glaze on Sandstone	3"x11.75" (.25sqft)	Glazed	.25"	1.21lbs	32
Blue Opal	Subway Tile	Sandstone	3"x11.75" (.25sqft)	Glazed	.25"	1.21lbs	32
Fog	Subway Tile	Black Limestone	3"x11.75" (.25sqft)	Glazed	.25"	1.21lbs	32
Gunmetal	Subway Tile	Metallic Glaze on Sandstone	3"x11.75" (.25sqft)	Glazed	.25"	1.21lbs	32
Jade	Subway Tile	Metallic Glaze on Sandstone	3"x11.75" (.25sqft)	Glazed	.25"	1.21lbs	32
Marine	Subway Tile	Sandstone	3"x11.75" (.25sqft)	Glazed	.25"	1.21lbs	32
Ore	Subway Tile	Metallic Glaze on Sandstone	3"x11.75" (.25sqft)	Glazed	.25"	1.21lbs	32
Pale Gold	Subway Tile	Metallic Glaze on Sandstone	3"x11.75" (.25sqft)	Glazed	.25"	1.21lbs	32
Pyrite	Subway Tile	Metallic Glaze on Sandstone	3"x11.75" (.25sqft)	Glazed	.25"	1.21lbs	32
Ruby	Subway Tile	Metallic Glaze on Sandstone	3"x11.75" (.25sqft)	Glazed	.25"	1.21lbs	32
Sapphire	Subway Tile	Metallic Glaze on Sandstone	3"x11.75" (.25sqft)	Glazed	.25"	1.21lbs	32
Sea Foam	Subway Tile	Black Limestone	3"x11.75" (.25sqft)	Glazed	.25"	1.21lbs	32
Snow Drift	Subway Tile	Sandstone	3"x11.75" (.25sqft)	Glazed	.25"	1.21lbs	32
Storm	Subway Tile	Black Limestone	3"x11.75" (.25sqft)	Glazed	.25"	1.21lbs	32
Stardust	Subway Tile	Metallic Glaze on Sandstone	3"x11.75" (.25sqft)	Glazed	.25"	1.21lbs	32
Blue Opal Mosaic	Mosaic on Mesh	Sandstone	12"x12" (1sqft)	Glazed	.25"	4.5 lbs	5
Fog Blend Hex	Mosaic on Mesh	Black Limestone	11.75x12.25" (1sqft)	Glazed	.25"	4.5 lbs	5
Fog Strips	Mosaic on Mesh	Black Limestone	12"x12" (1sqft)	Glazed	.25"	4.5 lbs	5
Jade Herringbone	Mosaic on Mesh	Sandstone	11.5"x15.25" (1sqft)	Glazed	.25"	3.5 lbs	5
Pale Gold Mosaic	Mosaic on Mesh	Metallic Glaze on Sandstone	12"x12" (1sqft)	Glazed	.25"	4.5 lbs	5
Pyrite Mosaic	Mosaic on Mesh	Metallic Glaze on Sandstone	12"x12" (1sqft)	Glazed	.25"	4.5 lbs	5
Sea Salt Blend Hex	Mosaic on Mesh	Sandstone	11.75x12.25" (1sqft)	Glazed	.25"	4.5 lbs	5
Sea Salt Blend Strips	Mosaic on Mesh	Sandstone	12"x12" (1sqft)	Glazed	.25"	4.5 lbs	5
Snow Drift Strips	Mosaic on Mesh	Sandstone	12"x12" (1sqft)	Glazed	.25"	4.5 lbs	5
Stardust Blend Hex	Mosaic on Mesh	Sandstone	11.75x12.25" (1sqft)	Glazed	.25"	4.5 lbs	5
All Colors	Bullnose Trim	Sandstone or Black Limestone	11.75"x.75"	Glazed	.75	NA	5
<b>Leather</b>							
Corona Leather	Subway Tile	Sandstone	3"x11.75" (.25sqft)	Leather	.25"	1.91lbs	32
Nickel Leather	Subway Tile	Sandstone	3"x11.75" (.25sqft)	Leather	.25"	1.91lbs	32
Toro Leather	Subway Tile	Sandstone	3"x11.75" (.25sqft)	Leather	.25"	1.91lbs	32
Robusto Leather	Subway Tile	Sandstone	3"x11.75" (.25sqft)	Leather	.25"	1.91lbs	32
All Colors	Bullnose Trim	Sandstone	11.75"x.75"	Leather	.75	NA	5



## CORNERS

Our pre built corners are time and labor savers. Standard panel corners come in two fingered pieces that fit neatly together for inside and outside corners. Estate stone corners are pre-built as one piece and Antique Wood corners come in 5 individual pieces that fit into the fingered ends of the panel.

Colors	All panel colors			
Type	Description	Avg. Size	Avg. Gauge	Avg. Weight
Panel Corners	two fingered pieces that fit together	6"x16", 6"x 8"	0.5"- 1.75"	8.8-12 lbs
Alesio Corners	two fingered pieces that fit together	6"x14", 6"x 10"	.37"-1.0"	8-9 lbs
Estate Stone Corners	pre-built as one piece, stone on stainless steel mesh	18"x 8" outside, 15"x 8" inside	0.8"- 1.5"	12-13 lbs
Antique Wood Corners	5 piece set	11.875" total height	0.5"	2.0 lbs



## NATURAL ENDS

Natural Ends are the solution for installations with an exposed edge. Each piece is finished on the two short ends. Natural End pieces can also be used as outside corners.

Colors	Arctic Grey, Arctic White (Shadow, Thin), Berkshire Buff LedgeStone, Carbon LedgeStone, Charcoal Shadow, Creme LedgeStone, Latte LedgeStone, Midnight Sky (Shadow, Thin), Nero LedgeStone, New York Blue Shadow, Pewter LedgeStone, Sierra (Shadow, Accent, Thin), Silver Alabaster (Chiseled, Shadow, Thin), Smoky Beige LedgeStone, Smoky Birch, Terracotta (Shadow, Accent), White Birch LedgeStone		
Avg. Size	Avg. Gauge	Avg. Weight	
6"x 24"	0.5"- 1.75"	8.8-12 lbs.	



## HEARTHES, COLUMN CAPS & WALL CAPS

Hearths are commonly used for fireplaces, but can also be used as wall caps, or anywhere a thick, flat surface is needed. Column caps are a larger version of the hearths, with all 4 edges chiseled or split face. Wall caps are similar to hearths and column caps but are rectangular.

Colors	White Birch, Latte, Nero, Pewter, Greystone Gold, Bristol Black, Berkshire Buff, Creme, Smoky Beige, Carbon		
Product and Finish	Avg. Size	Avg. Gauge	Avg. Weight
Hearth Type A- Collection & Alesio colors only 4 honed edges, honed top	20" x 20"	1.3"-1.6"	48.5-57 lbs
Hearth Type B- Collection, Estate Stone 3 sawn edges, 1 chiseled, sandblasted or honed top	20" x 20"	1.3"-1.6"- Collection & Alesio, 1.9"-2.0" Estate	50-77 lbs
Hearth Type C-Collection, Estate Stone 2 sawn edges, 2 chiseled, sandblasted or honed top	20" x 20"	1.3"-1.6"- Collection & Alesio, 1.89"-2.0" Estate	50-77 lbs
Column Cap- Estate Stone colors only 4 chiseled or split face edges, sandblasted top	22" x 22"	2.0"	95 lbs
Wall Cap- 2 sawn edges, 2 chiseled or split face edges, sandblasted top	30" x 12"	2.0"	71 lbs



## SILLS

Used as a finish around windows, fireplaces and anywhere a ledge, shallow shelf or trim is needed. Underside includes a drip edge.

Colors	Greystone Gold, Bristol Black, Berkshire Buff		
Finish	Avg. Size	Avg. Gauge	Avg. Weight
chiseled face edge, 3 sawn sides, sandblasted top	23.5" x 3"	1.9" - 2.0"	14 lbs



## TRIM & MOLDING


Projects can be finished off with a variety of accessories, to finish an edge or transition between two products

Type	Description	Colors	Avg. Size	Avg. Gauge	Avg. Weight
Pencil Trim	bullnose	Spalted Oak, Frost, Creme, All Tempered Colors	.75"x 11.75"	.75"	.6-75 lbs
Trim	beveled drip edge	Terra, Areia, Venato, Cinza	2" x 12"	1.0"	2.2 - 2.4 lbs
Molding	beveled edge	Terra, Areia, Venato, Cinza	6" x 12"	1.25"	7 - 7.65 lbs
Molding	beveled edge	Terra, Areia, Venato, Cinza	4" x 12"	1.25"	4.73 - 5.14 lbs



## Installation and Best Practices

- Realstone assumes no responsibility for installation
- All products must be inspected prior to installation
- Installation constitutes acceptance of product as is.
- Refer to TCNA or ANSI standards installation guidelines and follow local building codes.
- Dry lay products prior to installation for optimum color distribution.
- In tile installations, seal grout after installation and maintain regularly.



[www.Realstone.com](http://www.Realstone.com)

- order samples
- project gallery
- inspirational photos and videos
- installation tips
- technical information
- visualizer



AS SEEN ON:



Photo: 40 West 12th, Rule Joy Trammell Rubio Architects

Front cover: Silver Alabaster Shadowstone Panels  
Back cover: Tempered Toro Leather Tiles

## SHOWROOM LOCATIONS:

Michigan (HQ)  
1170 Souter Blvd.  
Troy MI, 48083  
Tel: 248-614-6613

Colorado  
3250 Oakland St. Unit B  
Aurora, CO 80010  
Tel: 248-519-1383

California  
4201 E. Brickell St.  
Ontario CA, 91761  
Tel: 248-519-0518



[www.Realstone.com](http://www.Realstone.com) | 866-698-5066 | 1170 Souter, Troy MI 48083 USA

Any and all sales transactions are governed, at all times, by the Realstone Systems Terms and Conditions and the Realstone Systems Limited Warranty which are available at [WWW.REALSTONE.COM](http://WWW.REALSTONE.COM). Said Terms and Conditions and Limited Warranty are (a) deemed to have been mutually accepted by the parties in advance of any and all other terms, and (b) are deemed by the parties to prevail and control at all times over any and all different and/or contrary terms.

Catalog 2022